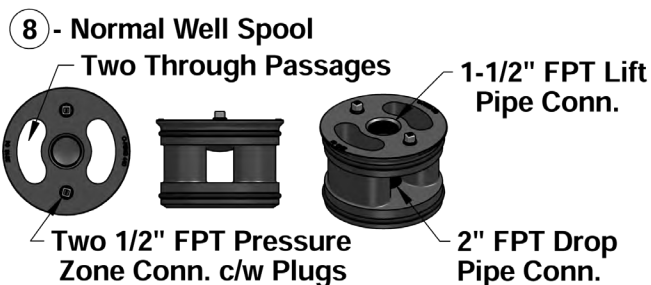
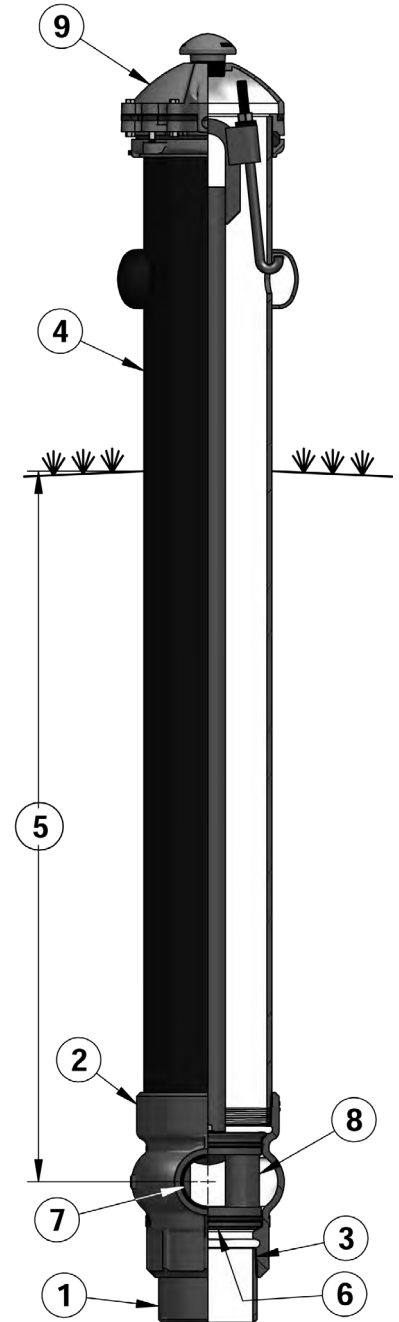


REQUEST FOR QUOTATION 6" WELL CASING x 2" FPT DROP PIPE RESIDENTIAL PITLESS UNIT

COMPANY:		DATE:	
CONTACT NAME:		JOB REF:	
ADDRESS:			
CITY:	PROVINCE/STATE:	POSTAL CODE/ZIP:	
PHONE:	FAX:		
E-MAIL:		# OF UNITS:	

PART	DESCRIPTION	FIG.
P	Pitless Unit for Submersible Pump	
06	Well Casing Size	Material: 1
R	Residential	
D	Material = D (Ductile Iron) for 6" Stainless Steel Use 6"x3" Unit	2
W	Well Casing Connection = W (Weld Nipple, Hand Tightened Only) as standard option, can be removed to make a FPT Connection.	3
	Upper Barrel Type: <ul style="list-style-type: none"> ▪ B (Black Painted Steel) Standard/Schedule 40 0.322" wall ▪ P (PVC) schedule 40 0.322" wall Supplied with Hold-Down Hook / Torque Arrestor Assemblies	4
	Bury Depth = in feet 3, 4, 5, 6, 7, 8, 9, 10	5
F	Drop Pipe Connection - Female NPT (FPT) as standard option	6
2	Drop Pipe Size - 2" standard option	Material: 6
F	Discharge Connection - Female NPT (FPT) as standard option	7
2	Discharge Size - 2" standard option	Material: 7
N	Well / Spool Type: <ul style="list-style-type: none"> ▪ N (Normal Well) - Open Through Passage Spool Flowing Well Spool (F) Not Available. Use a 6" x 3" Pitless Unit. 	8
	Well Cap: <ul style="list-style-type: none"> ▪ C (Cast Iron) as standard option (PN: WTCL-C08) ▪ N (No Cap) 	9



8 - Flowing Well Spools (F) are not available in the 6" X 2" drop pipe. Use 6" X 3" drop pipe unit for 6" flowing well applications.



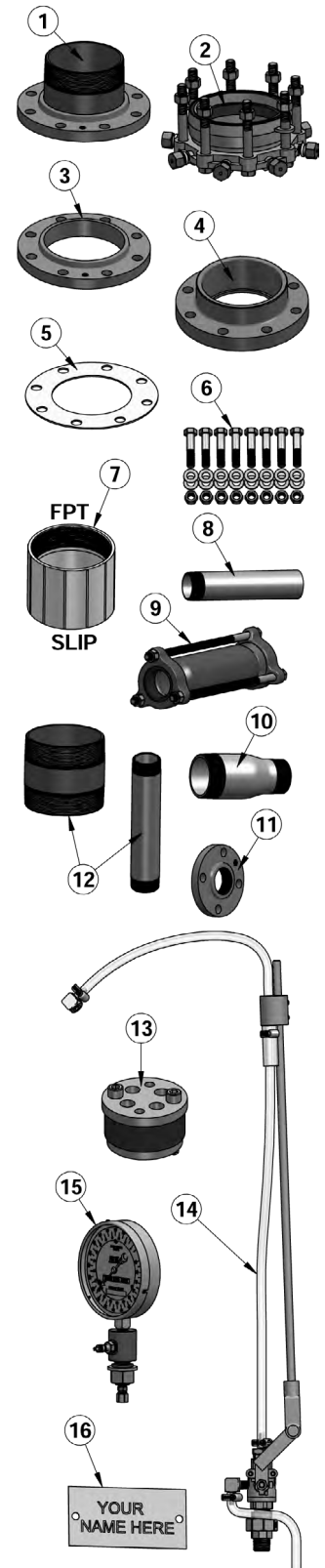
25 Whaley Avenue, PO Box 310, Milverton, ON CANADA N0K 1M0
Tel: 800-561-3164

boshart.com blog.boshart.com

ALL FITTINGS & ACCESSORIES ARE OPTIONAL & QUOTED SEPARATELY

6" WELL CASING x 2" FPT DROP PIPE RESIDENTIAL PITLESS UNIT

	PART NAME	FIG.	DESCRIPTION	QTY.
WELL CASING transition from 6" FPT	FL-DIQC-060	2	6" Ductile Iron Quick Connect Flange (EBAA #2106 MEGA Flange)	
	FL-FSM-060	1	6" MPT x 11" O.D. F.S. Flange / Sch. 40 Weld Nipple Assembly (5-1/4" L.)	
	FL-FSSW-060	3	6" SLIP x 11" O.D. F.S. Class 150 Flange	
	854-060	4	6" Slip x 11" O.D. PVC Class 150 Flange	
	IPA-DG06	5	6" x 11" O.D. Durlon Class 150 Gasket	
	IPA-SSBK06	6	6" S.S. Class 150 Bolt Kit (8) 3/4"-10NC x 3-1/2" L. Bolts c/w Nuts & Washers	
	GN-6060	12	6" x 6" Sch. 40 Galvanized Nipple	
	435-060	7	6" FPT x 6" Slip PVC Female Adapter	
DROP PIPE transition from 2" FPT to...	GN-20120	12	2" x 12" Sch. 40 Galvanized Nipple	
	GHN-20120	12	2" x 12" Sch. 80 Galvanized Nipple	
	GHSWN-2012	10	2" MPT x 1-1/4" MPT x 6-1/2" L. Sch. 80 Zinc Plated Swage Nipple	
	GHSWN-2015	10	2" MPT x 1-1/2" MPT x 6-1/2" L. Sch. 80 Zinc Plated Swage Nipple	
	GHSWN-3020	10	3" MPT x 2" MPT x 8" L. Sch. 80 Zinc Plated Swage Nipple	
DISCHARGE transition from 2" FPT to...	GHN-20120T	8	2" x 12" Sch. 80 Galvanized T.O.E. Nipple	
	MJ-DIQC-020	9	2" (2-3/8" O.D.) x 12" Ductile Iron M.J. Coupling (FORD #FC3-238-12-H-P)	
	GHSWN-2012	10	2" MPT x 1-1/4" MPT x 6-1/2" L. Sch. 80 Zinc Plated Swage Nipple	
	GHSWN-2015	10	2" MPT x 1-1/2" MPT x 6-1/2" L. Sch. 80 Zinc Plated Swage Nipple	
	GHSWN-3020	10	3" MPT x 2" MPT x 8" L. Sch. 80 Zinc Plated Swage Nipple	
	GHN-2060	12	2" x 6" Sch. 80 Galvanized Nipple	
	FL-FST-012	11	1-1/4" FPT X 4-5/8" O.D. F.S. Class 150 Threaded Flange	
	FL-FST-015	11	1-1/2" FPT X 5" O.D. F.S. Class 150 Threaded Flange	
	FL-FST-020	11	2" FPT X 6" O.D. F.S. Class 150 Threaded Flange	
	FL-FST-030	11	3" FPT X 7-1/2" O.D. F.S. Class 150 Threaded Flange	
	852-012	11	1-1/4" FPT X 4-5/8" O.D. PVC Class 150 Threaded Flange	
	852-015	11	1-1/2" FPT X 5" O.D. PVC Class 150 Threaded Flange	
	852-020	11	2" FPT X 6" O.D. PVC Class 150 Threaded Flange	
	852-030	11	3" FPT X 7-1/2" O.D. PVC Class 150 Threaded Flange	
	IPA-DG012	5	1-1/4" x 4-5/8" O.D. Durlon Class 150 Gasket	
	IPA-DG015	5	1-1/2" x 5" O.D. Durlon Class 150 Gasket	
	IPA-DG02	5	2" x 6" O.D. Durlon Class 150 Gasket	
	IPA-DG03	5	3" x 7-1/2" O.D. Durlon Class 150 Gasket	
	IPA-SSBK012	6	1-1/2" S.S. Class 150 Bolt Kit (4) 1/2" -13NC x 2-1/4" L. Bolts c/w Nuts & Washers	
	IPA-SSBK015	6	1-1/2" S.S. Class 150 Bolt Kit (4) 1/2" -13NC x 2-1/2" L. Bolts c/w Nuts & Washers	
IPA-SSBK02	6	2" S.S. Class 150 Bolt Kit (4) 5/8" -11NC x 2-3/4" L. Bolts c/w Nuts & Washers		
IPA-SSBK03	6	3" S.S. Class 150 Bolt Kit (4) 5/8" -11NC x 3" L. Bolts c/w Nuts & Washers		
WELL CAP & OTHER ACCESS.	WCPNP	16	Aluminum Personalized Name Plate (See Pg.75 of Ind. Pitless Booklet)	
	WSVK05-12	14	1/2" MPT Water Sampling Valve Kit (See Pg.80 of Ind. Pitless Booklet)	
	WCDTK	15	Depth Tester Kit (See Pg.82 of Ind. Pitless Booklet)	
	WTCL-CS20-187-4	13	2" Conduit Cable Seal 0.087" - 0.187" O.D. (See Pg.84 of Ind. Pitless Booklet)	
	WTCL-CS20-312-4	13	2" Conduit Cable Seal 0.187" - 0.312" O.D. (See Pg.84 of Ind. Pitless Booklet)	
	WTCL-CS20-437-4	13	2" Conduit Cable Seal 0.312" - 0.437" O.D. (See Pg.84 of Ind. Pitless Booklet)	



DIAMETER & LENGTH CONVERSION CHARTS

Pipe is identified by “nominal” size related only loosely to actual dimensions. Inch pipe products are called NPS or “nominal pipe size” and their metric equivalents are called DN or “diameter nominal”. The metric designations conform to International Standards Organization (ISO) usage and apply to all plumbing piping.

NOMINAL PIPE SIZE CONVERSION TO METRIC SIZE					
mm	inch	mm	inch	mm	inch
3.2	1/8"	50	2"	200	8"
6.4	1/4"	65	2-1/2"	250	10"
9.5	3/8"	80	3"	300	12"
15	1/2"	90	3-1/2"	350	14"
20	3/4"	100	4"	400	16"
25	1"	115	4-1/2"	450	18"
32	1-1/4"	125	5"	500	20"
40	1-1/2"	150	6"		

► for larger pipe use 25 mm = 1"

METRIC TO IMPERIAL LENGTH								
metre	inch	feet	metre	inch	feet	metre	inch	feet
			2.0	78.7"	6.6	4.0	157.5"	13.1
0.1	3.9"	0.3	2.1	82.7"	6.9	4.1	161.4"	13.5
0.2	7.9"	0.7	2.2	86.6"	7.2	4.2	165.4"	13.8
0.3	11.8"	1.0	2.3	90.6"	7.5	4.3	169.3"	14.1
0.4	15.7"	1.3	2.4	94.5"	7.9	4.4	173.2"	14.4
0.5	19.7"	1.6	2.5	98.4"	8.2	4.5	177.3"	14.8
0.6	23.6"	2.0	2.6	102.4"	8.5	4.6	181.1"	15.1
0.7	27.6"	2.3	2.7	106.3"	8.9	4.7	185.0"	15.4
0.8	31.5"	2.6	2.8	110.2"	9.2	4.8	189.0"	15.7
0.9	35.4"	3.0	2.9	114.2"	9.5	4.9	192.9"	16.1
1.0	39.4"	3.3	3.0	118.1"	9.8	5.0	196.9"	16.4
1.1	43.3"	3.6	3.1	122.0"	10.2	5.1	200.8"	16.7
1.2	47.2"	3.9	3.2	126.0"	10.5	5.2	204.7"	17.1
1.3	51.2"	4.3	3.3	129.9"	10.8	5.3	208.7"	17.4
1.4	55.1"	4.6	3.4	133.9"	11.2	5.4	212.6"	17.7
1.5	59.1"	4.9	3.5	137.8"	11.5	5.5	216.5"	18.0
1.6	63.0"	5.2	3.6	141.7"	11.8	5.6	220.5"	18.4
1.7	66.9"	5.6	3.7	145.7"	12.1	5.7	224.4"	18.7
1.8	70.9"	5.9	3.8	149.6"	12.5	5.8	228.3"	19.0
1.9	74.8"	6.2	3.9	153.5"	12.8	5.9	232.3"	19.4

► Meters to Inches - Multiply by X 39.3701 ► Meters to Feet - Multiply by X 3.28084



25 Whaley Avenue, PO Box 310, Milverton, ON CANADA N0K 1M0
Tel: 800-561-3164

boshart.com ♦ blog.boshart.com