

0821(WD)P-NL SERIES - NO LEAD FULL PORT BRASS PEX BALL VALVE

FEATURES:

- Forged, no lead brass body
- Available with drain port to allow system draining (0821WDP-NL Series)
- Blow-out proof stem

SPECIFICATIONS:

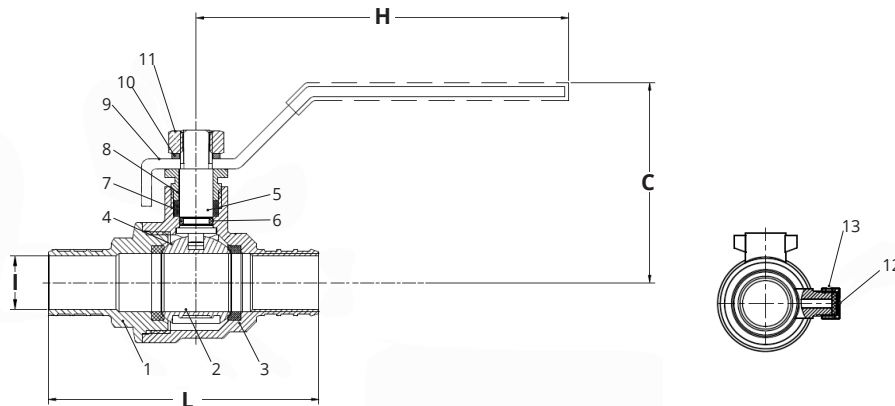
- PEX ends conform to ASTM F1807 (Standard Specification for Metal Insert Fittings Utilizing a Copper Crimp Ring, or Alternate Stainless Steel Clamps, for SDR9 PEX Tubing and SDR9 PE-RT Tubing)

CERTIFICATIONS:

- NSF/ANSI Standard 61 Certified (Drinking Water System Components - Health Effects)
- NSF/ANSI Standard 372 Certified (Drinking Water System Components - Lead Content - NL test criteria <0.25% Pb by weighted average)
- cUPC (Canadian Uniform Plumbing Code) Standard IGC 157 Certified
- Full port design conforms to IAPMO/ANSI Z1157 Ball Valves

RATINGS:

- Maximum Temperature Rating: 203 °F (95 °C)
- Maximum Pressure Rating: 400 PSI CWP. Exceeds the pressure rating of PEX
- CWP (Cold Working Pressure) is an indication of the pressure rating for valves at a temperature range of up to 100 °F (37 °C)



MATERIAL LIST		
No	Part Name	Material
1	End Cap	No Lead Brass (C46500)
2	Seat	Polytetrafluoroethylene (PTFE)
3	Body (0821P-03NL)	No Lead Brass (C89550)
	Body (all others)	No Lead Brass (C46500)
4	Ball	Chrome Plated No Lead Brass (C46500)
5	Stem	Brass (C37700)
6	O-Ring	Ethylene Propylene Diene Terpolymer (EPDM)
7	Gland Packing	Polytetrafluoroethylene (PTFE)
8	Gland Nut	Brass (C37700)
9	Handle & Sleeve	Steel (ASTM A36) & PVC
10	Spring Washer	201 Stainless Steel
11	Nut	201 Stainless Steel
12	Gasket (0821WDP series only)	Ethylene Propylene Diene Terpolymer (EPDM)
13	Cap (0821WDP series only)	Brass (CW614N)

DIMENSIONS											
Part No.	Size	I		H		C		L		Weight	
		in	mm	in	mm	in	mm	in	mm	lb	grams
0821P-03NL	3/8"	0.39	10.0	3.27	83.0	1.52	38.5	2.54	64.5	0.242	110
0821P-05NL	1/2"	0.39	10.0	3.78	96.0	1.52	38.5	2.44	62.0	0.265	120
0821P-07NL	3/4"	0.59	15.0	3.78	96.0	1.69	43.0	2.72	69.0	0.434	197
0821P-10NL	1"	0.79	20.0	3.78	96.0	1.83	46.5	3.27	83.0	0.611	277
0821WDP-05NL	1/2"	0.39	10.0	3.78	96.0	1.57	39.8	2.77	70.3	0.309	140
0821WDP-07NL	3/4"	0.59	15.0	3.78	96.0	1.69	43.0	3.06	77.6	0.500	227
0821WDP-10NL	1"	0.79	20.0	3.78	96.0	2.11	53.6	3.61	91.7	0.705	320

BOSHART
INDUSTRIES

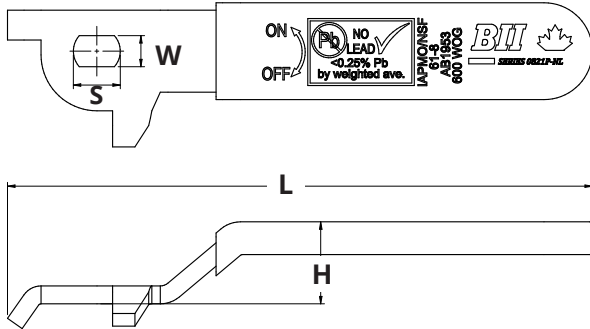
25 Whaley Avenue, PO Box 310, Milverton, ON CANADA N0K 1M0
Tel: 800-561-3164

boshart.com ♦ blog.boshart.com

REPLACEMENT PARTS:

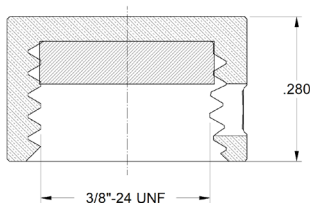
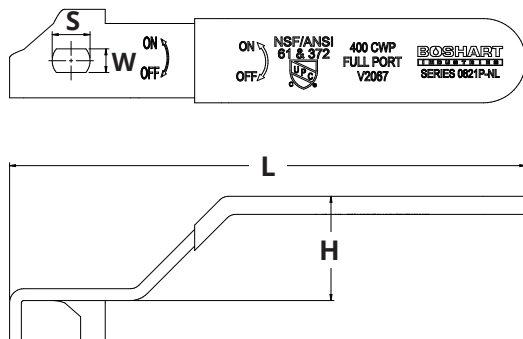
- For 3/8" size; Each kit (including one handle and one nut) is individually packaged in a bag.

REPLACEMENT PARTS													
Valve Part No.	Size	Replacement Handle Part No.	L		H		S		W		Zinc Plated Nut	Washer	Replacement Cap Part No.
			in	mm	in	mm	in	mm	in	mm			
0821P-03NL	3/8"	RP0821P-H1V1311	3.93	99.82	0.55	13.97	0.32	8.13	0.21	5.33	1/4"-20 UNC	N/A	N/A



- For 1/2" to 1"; Each kit (including one handle, one nut, and one washer) is individually packaged in a bag.
- Replacement Cap sold separately.

REPLACEMENT PARTS													
Valve Part No.	Size	Replacement Handle Part No.	L		H		S		W		SS 201 Locknut Thread	SS 201 Spring Washer	Replacement Cap Part No.
			in	mm	in	mm	in	mm	in	mm			
0821P-05NL	1/2"	RP0821P-H1V2067	4.29	108.97	0.87	22.1	0.32	8.13	0.20	5.08	M6 x 1	M6	N/A
0821P-07NL	3/4"	RP0821P-H2V2067	4.29	108.97	0.87	22.1	0.32	8.13	0.20	5.08	M8 x 1.25	M8	
0821P-10NL	1"		4.29	108.97	0.87	22.1	0.32	8.13	0.20	5.08	M8 x 1.25	M8	
0821WDP-05NL	1/2"	RP0821P-H1V2067	4.29	108.97	0.87	22.1	0.32	8.13	0.20	5.08	M6 x 1	M6	08PT-082NL-CAP
0821WDP-07NL	3/4"	RP0821P-H2V2067	4.29	108.97	0.87	22.1	0.32	8.13	0.20	5.08	M8 x 1.25	M8	
0821WDP-10NL	1"		4.29	108.97	0.87	22.1	0.32	8.13	0.20	5.08	M8 x 1.25	M8	



08PT-082NL-CAP

For more information on installation, adjustment, repair & operation, visit Boshart Knowledge Base at

SUPPORT.BOSHART.COM



BOSHART

INDUSTRIES

© 2020 Boshart Industries Inc. All Rights Reserved.

25 Whaley Avenue, PO Box 310, Milverton, ON CANADA N0K 1M0
Tel: 800-561-3164

boshart.com ♦ blog.boshart.com

BII-0821(WD)P-NL-1024(1311,2067) V2