


SSBV2000 SERIES - 316 SS, 1000 WOG BALL VALVE (THREADED) WITH LOCKING HANDLE

APPLICATIONS:

- For water well, plumbing, irrigation, commercial, and industrial applications.
- Not to be used in steam or combustible gas applications.

SPECIFICATIONS:

- Threads conform to ANSI/ASME B1.20.1
- Standard port design
- Two piece investment cast body
- Blow-out proof stem
- Polytetrafluoroethylene (PTFE) seats / PTFE stem packing
- Stainless steel locking handle with blue plastic sleeve



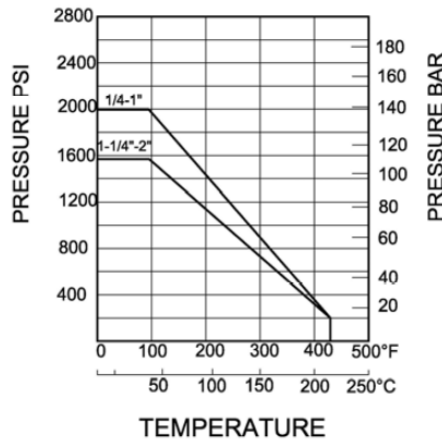
CERTIFICATION:

- NSF/ANSI Standard 372 Certified (Drinking Water System Components - Lead Content - Stainless Steel alloys do not contain any lead 0.00% Pb)

RATINGS:

- Maximum Pressure Rating: 2000 PSI at 200°F WOG. The pressure rating drops as them temperature increases; for example at 425°F the max pressure rating drops to 300 PSI. Refer to the Pressure-Temperature chart below.
- In the WOG (Water, Oil, Gas) designation, "Gas" refers to any non-flammable, compressible fluid in a gaseous state. It does not imply a product's suitability or third-party approval for use with flammable gases. Similarly, in this designation, "Oil" does not imply the product is third-party certified for use with any petroleum products.
- Maximum Temperature Rating: 450 °F (232 °C)

PRESSURE-TEMPERATURE RATING



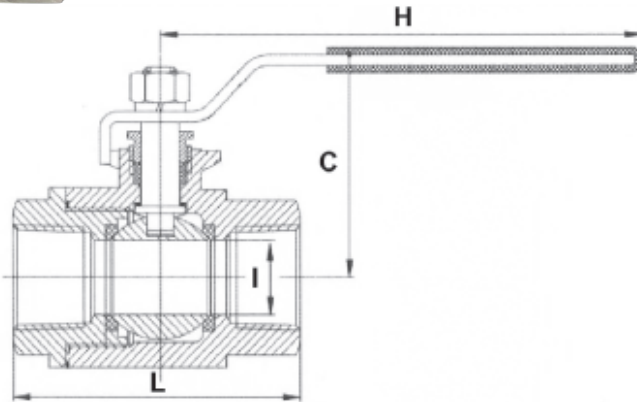
DIMENSIONS

Part No.	Size	I		H		L		C		Weight	
		in	mm	in	mm	in	mm	in	mm	lb	grams
SSBV2000-02	1/4" FxF	0.37	10.0	4.17	106.0	2.12	54.0	1.65	42.0	0.490	222
SSBV2000-03	3/8" FxF	0.37	10.0	4.17	106.0	2.12	54.0	1.65	42.0	0.460	208
SSBV2000-05	1/2" FxF	0.50	13.0	4.17	106.0	2.44	62.0	1.81	46.0	0.705	320
SSBV2000-07	3/4" FxF	0.69	18.0	5.78	147.0	2.83	72.0	2.08	53.0	1.323	600
SSBV2000-10	1" FxF	0.88	22.0	5.82	148.0	3.34	85.0	2.28	58.0	1.962	890
SSBV2000-12	1-1/4" FxF	1.00	25.0	7.59	193.0	3.62	92.0	2.67	68.0	2.668	1210
SSBV2000-15	1-1/2" FxF	1.25	32.0	7.59	193.0	4.01	102.0	2.83	72.0	3.858	1750
SSBV2000-20	2" FxF	1.50	38.0	7.59	193.0	4.64	118.0	3.07	78.0	5.908	2680

BOSHART
INDUSTRIES

25 Whaley Avenue, PO Box 310, Milverton, ON CANADA N0K 1M0
Tel: 800-561-3164

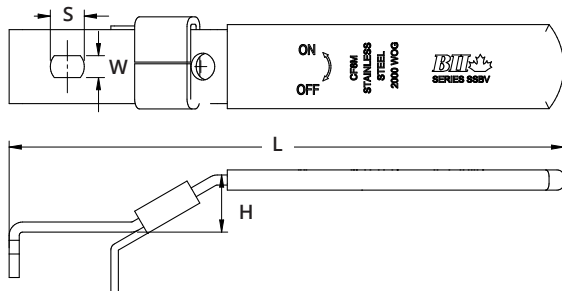
boshart.com ♦ blog.boshart.com



MATERIAL LIST	
Part Name	Material
Body	CF8M 316 Stainless Steel
Cap	CF8M 316 Stainless Steel
Ball	CF8M 316 Stainless Steel
Stem	CF8M 316 Stainless Steel
Seat	PTFE (Polytetrafluoroethylene)
Gasket	PTFE
Washer	PTFE
Stem Packing	PTFE
Gland Nut	304 Stainless Steel
Lock Washer	304 Stainless Steel
Nut	304 Stainless Steel
Handle	304 Stainless Steel


REPLACEMENT HANDLE KITS (Sold Separately):

■ Each kit (including one handle, one nut, and one washer) is individually packaged in a bag.



DIMENSIONS												
Ball Valve Part No.	Size (F x F)	Replacement Handle Kit Part No.	L		H		S		W		S.S. Locknut	S.S. Washer
			in	mm	in	mm	in	mm	in	mm		
SSBV2000-02	1/4"	SSBVH2-1	4.724	120	1.083	27.5	0.319	8.1	0.197	5	M8 x 1.25	M8
SSBV2000-03	3/8"											
SSBV2000-05	1/2"											
SSBV2000-07	3/4"	SSBVH2-2	6.496	165	1.201	30.5	0.398	10.1	0.256	6.5	M10 x 1.5	M10
SSBV2000-10	1"											
SSBV2000-12	1-1/4"	SSBVH2-3	7.283	185	1.339	34	0.555	14.1	0.354	9	M14 x 2	M14
SSBV2000-15	1-1/2"	SSBVH2-4	8.051	204.5	1.358	34.5	0.555	14.1	0.354	9	M14 x 2	M14
SSBV2000-20	2"											

For more information on installation, adjustment, repair & operation, visit Boshart Knowledge Base at SUPPORT.BOSHART.COM




25 Whaley Avenue, PO Box 310, Milverton, ON CANADA N0K 1M0
Tel: 800-561-3164

boshart.com ♦ blog.boshart.com