BOSHART INDUSTRIES

PRODUCT CATALOG

BOSHART.COM

VER. 1.7

BOSHART

INDUSTRIES

BOSHART.COM

BOSHART INDUSTRIES

SALES DIRECTORY

Title/Name	Email Address
President	
Julie Storey	julie.storey@boshart.com
Director of USA Sales	
Aaron Boaz	aaron.boaz@boshart.com
Director of Canada Sales	
Jeremy Wilson	jeremy.wilson@boshart.com
Director of Business Strategy	
Charis Shouldice	charis.shouldice@boshart.com
District Managers	
Southeast USA - James Taverner	james.taverner@boshart.com
Western USA - Brad Beniger	brad.beniger@boshart.com
Central/North Eastern USA - Sean Hansen	sean.hansen@boshart.com
Central & Eastern Ontario - Jonathan Heibein	jonathan.heibein@boshart.com
Customer Service Manager	
Canada & USA - Erica Baier	erica.baier@boshart.com
Customer Service Representatives	
Ontario Canada - Tracey Bowman	tracey.bowman@boshart.com
Ontario Canada - Melissa Steckly	melissa.steckly@boshart.com
Quebec / Atlantic Canada - Wanda Snow	wanda.snow@boshart.com
Western Canada AB / BC -Karen Scheerer	karen.scheerer@boshart.com
Western Canada MB / SK - Diane Sider	diane.sider@boshart.com
North East USA - Ruth Anne Ellis	ruthanne.ellis@boshart.com
South East USA - Kelly Duncan	kelly.duncan@boshart.com
Central USA - Maxine Kuepfer	maxine.kuepfer@boshart.com
Western USA - Janet Wilding	janet.wilding@boshart.com
Customer Service Support - CDN + US - Megan Ray	megan.ray@boshart.com
Customer Service Support - CDN + US - Stephanie McKone	stephanie.mckone@boshart.com
Customer Service Support - CDN + US - Ian McDougall	ian.mcdougall@boshart.com
Customer Order Discrepancy and Support Representative - Danielle Bilton	danielle.bilton@boshart.com

PRODUCT INDEX

A

Air Valves (Snifter)	7-2
Air Vent - Zinc Plated Steel	11-14
Air Volume Controls	7-5
Aluminum Well Caps	11-6

B

Ball Valves	
Brass/No Lead	2-2
CPVC	2-9
PVC	2-8
Stainless Steel	2-8
Bi-Metal Thermometers	6-10
Black Extension Pieces	3-3
Bleeder Orifices	7-2
Brass Compression Fittings	3-56
Brass Flare Fittings	3-53
Brass Garden Hose Fittings	3-61
Brass Hose Barbs	3-59
Brass Mini Barbs	3-60
Brass Ready Cut Pipe	3-36
Brass Snubbers	6-8
Brass/No Lead Constant Pressure Manifold	8-2
Bronze/No Lead Drop Ear Elbows	3-38
Bronze/No Lead Pipe Fittings	3-29
Bronze/No Lead Solder Fittings	3-38

C

Cable Guards	9-6
Cable Ties	9-4
Cable Weight	13-3
Check Valves	
Ball Check	10-7
Brass/No Lead	10-1
Bronze/No Lead	10-2
Cast Iron	10-3
Combination	13-5
Control Centre	10-2
Ductile Iron	10-4
Plastic	10-6
PVC In-Line	10-5
Stainless Steel	10-7
Sump Pump	13-5
Swing	10-1
Circulator Coupling	9-8
Clamps - Stainless Steel	4-23
Combination Nipples	3-63
Companion Flanges	3-27
Compression Couplings	3-23
Contractor Bins & Nut Driver	9-8
Countersunk Plugs	3-25
Cup Leathers	12-8

D

Dielectric Unions	3-69
Dishwasher Magic	16-1
Drive Caps	12-4
Drive Couplings	12-5
Drive Well Points	12-6
Drop Ear Elbows	3-38
Drop Pipe Couplings	9-6

E

Electrical Tape	9-4
Electrodes	6-11

F

Filtration Products	
Cartridges	5-5
Housings	5-1
Sand Strainer/Separator	5-10
Fittings (Pipe)	
Bronze/No Lead	3-29
Class 150 Malleable	3-1
Class 300 Malleable	3-10
Merchant Steel	3-25
PVC Sched 40	4-12
PVC Sched 80	4-17
Stainless Steel Heavy Pattern	3-38
Stainless Steel Light Pattern	3-44
Flare and Compression	3-53
Flexible Couplings	4-29
Flexible Elbows and Tees	4-30
Flexible End Caps	4-30
Flexible Plumbing Connectors	4-31
Float Switches	6-17
Float Switches-Sump & Sewage	13-2
Float Valves	7-3
Floats	7-4
Flow Control	7-8
Foot Valves	
Brass/No Lead	10-0
Bronze/No Lead	10-0
Cast Iron	10-10
Plastic	10-10
Stainless Steel	10-11

G

Garden Hose Fittings	3-61
Gas Ball Valves	2-13
Gauge Accessories	6-8
Gauges	6-1
Glycerine	6-8
Gray Magic Pipe Thread Compound	3-69
Gromet Kits	11-14

H

Hand Pump	12-6
Heat Shrink Kits, Tubing	9-1
Yard Hydrants	
Premium Yard Hydrants	12-1
Standard Yard Hydrants	12-2
Hole Saws	11-4
Hose Bibbs	2-13
Hose Menders	3-63

I

Indicator Light	6-19
Industrial Pitless	11-5
Insert Fittings For Plastic Pipe	
Bronze	4-1
Nylon	4-7
Polypropylene	4-8
PVC	4-9
Stainless Steel	4-3
Zinc Plated Steel	4-4
Insert Fittings For Rubber Hose	
Black	3-63
Brass	3-58
Iron Out (Super)	16-1

J

Jet Points	12-5

L

Lawn Faucets	2-17
Lime Out	16-1
Liquid Filled Gauges	6-1
Liquid Level Alarms	13-1
Liquid Level Controls	6-11

M

Manifold Bracket	8-3
Merchant Couplings	3-23
Merchant Steel Pipe Fittings	3-25
Mini Barbs	3-59

N

Nipple Assortments	3-21
Nipples Heavy Duty	3-19
Nipples Standard	
Black	3-14
Bronze	3-36
Galvanized	3-17
PVC Sched 80	4-21
Stainless Steel	3-47
No Hub Couplings	4-31

BOSHART INDUSTRIES

PRODUCT INDEX

P

Pig Tail Syphons	6-8
Pipe Cutters	9-9
Pipe Wrap	9-4
Pitless Adapters	
Bronze/No Lead	11-1
Concrete Tile	11-3
Stainless Steel	11-1
Tapped	11-2
Pitless Bury Units	11-5
Poly Tubing	3-66
Polyethylene Tubing	3-66
Pool and Spa	14-1
Potassium Permanganate	16-1
Pressure Sensors	6-22
Pressure Switches	
Boshart	6-12
Hubbell	6-20
Telemecanique	6-13
Pump Mounting Bracket	8-3
Pump Rod	12-7
Pump Savers	12-5
Pump Wire	15-2
Push Fit Valves and Fittings	
No Lead Brass	3-71
Stainless Steel	3-72
Push-Fit Accessories	3-73
Plastic Quick Connect	3-72
Plastic Twistloc	3-75
Supply Valves	2-21
PVC Ball Check	10-8
PVC Ball Valves	2-9
PVC Compression Fittings	4-11
PVC Drop Pipe	9-6
PVC Sched 40 Fittings	4-12
PVC Sched 80 Fittings	4-17
PVC Tubing	3-67
PVC Well Seal Air Vent	11-14

Q

Quick Connect	3-74

R

Ready Cut Pipe	
Brass	3-36
Malleable	3-14
Ready Cut Pipe Rack	3-22
Relief Valves	
Bronze/No Lead	7-1
PVC	7-1
Stainless Steel	7-1
Rod Couplings	12-7
Rope	9-7
Rope Hangers	9-7

S

Sediment Faucets	2-15
Sediment Filters	5-101
Septobac Septic Treatment	16-1
Shaft Seals	9-8
Shielded Transition Couplings	4-32
Silicone Lubricant	5-2
Sillcock	2-16
Snifter Valves	7-2
Snubbers	6-8
SS Drop Pipe Couplings	9-6
SS Constant Pressure Manifold	8-4
SS Tank Tee / Manifold Packages	8-4
Standard Yard Hydrants	12-2
Sump Pump Check Valves	13-5
Sump/Sewage Check Valve	13-6
Super Iron Out	16-1
Switches	
Air Compressor	6-15
Float	6-17
Pressure	6-12
Sump Pump	13-5

T

Tank Tees	
Brass/No Lead	8-1
Galvanized	8-1
PVC	8-1
Stainless Steel	8-1
Tank Tee Packages	8-5
Tape	
Electrical	9-4
Pipe Wrap	9-4
PTFE Thread Seal Tape	3-70
Thermometers	6-10
Toe Nipples	3-16
Torque Arrestor Spiders	9-6
Torque Arrestors	9-5
Tridicators	6-10

U

Union Connection	4-2

V

Vacuum Breaker	2-18
Vacuum Switch	6-16
Valve Leathers	12-8
Valves	
Air (Snifter)	7-2
Ball	2-2
Check	10-1
Float	7-3
Foot	10-9
Gate	2-1
Lawn Faucets	2-18
Relief	7-1
Sediment	2-17
Stop	2-18
Supply 1/4 Turn	2-21
Washdown	12-6
Venturi Adapters & Elbows	4-5

W

Wall Faucet	2-18
Wash Down Valves	12-6
Washer Magic	16-1
Water Box	13-1
Water Level Gauges	6-8
Well Caps	11-6
Well Points	12-4
Well Screen Caps	12-4
Well Screens	12-6
Well Seal Air Vent	11-14
Well Seal Sanitary	11-13
Well Seals	11-11
White Brite	16-1
Wire	
Bare Ground	15-1
TWU	15-1
Wire Spuds	11-4
Woolite Home Dry Cleaner	16-1

Y

Y-Strainers	10-8
Yard Hydrants	12-1

Z

Zinc Plated Steel Air Vent	11-14

SECTION 2

PLUMBING VALVES

Offering a variety of connection types for a wide range of applications

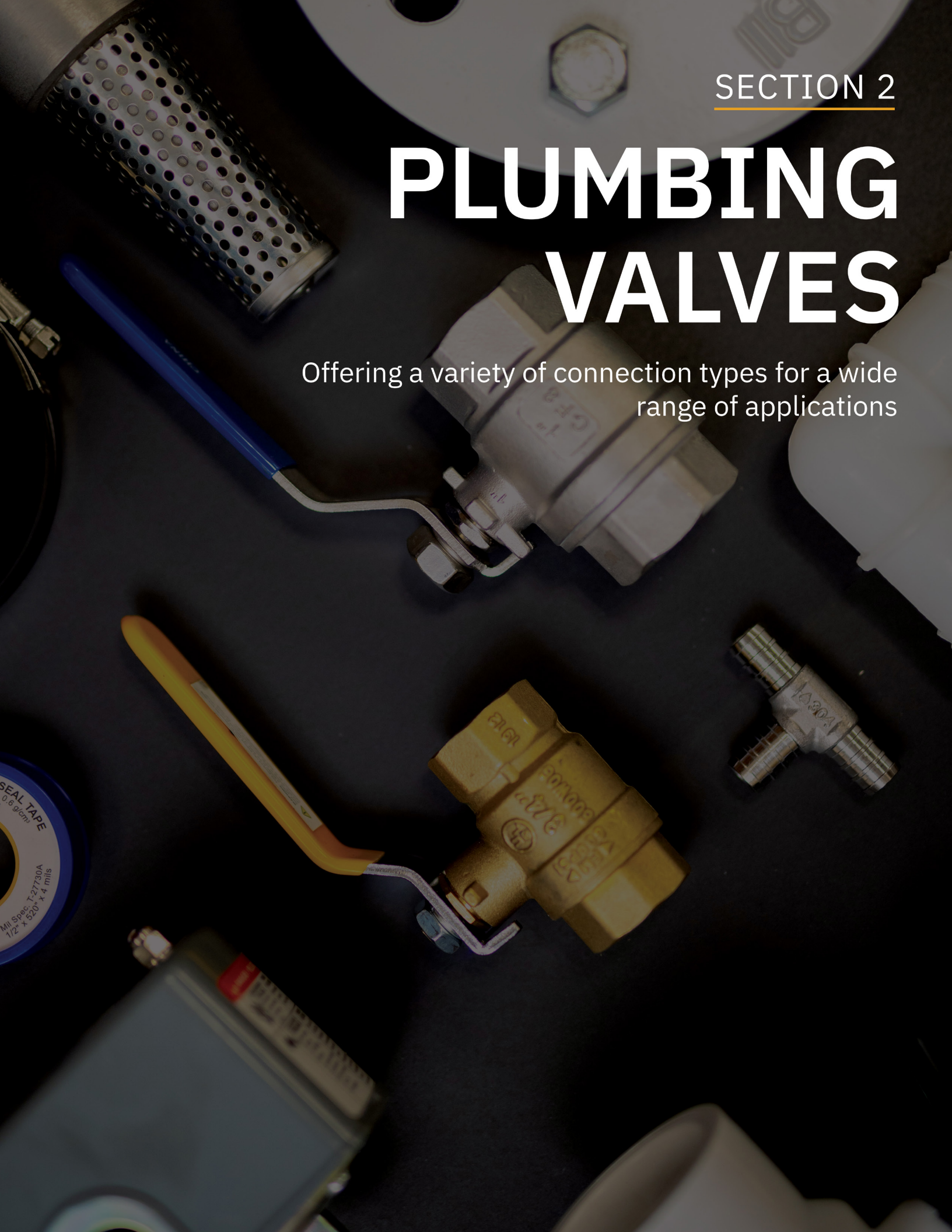

INDEX

Product Line	Page
Brass Gate Valves	1
Mini Brass Ball Valves	2
Brass Ball Valves	2
Brass Ball Valves with Drain	6
Brass Ball Valves - Locking Handle	7
Stainless Steel Ball Valves	8
PVC Ball Valves	9
Premium PVC Ball Valves	11
Bent Nose Garden Valves	15
Gas Ball Valves	13
Hose Bibbs / Sampling Faucets	15
No-Kink Hose Bibbs	15
Brass Sillcocks	16
Sediment Faucets / Boiler Drains	17
Stop / Stop & Waste Valves	18
Chrome Plated Non-Freeze Lawn Faucets	18
Vacuum Breakers	20
Chrome Plated Supply Stops	21
Ice Maker Chrome Plated Supply Stops	22
Washing Machine Chrome Plated Supply Stops	22

BOSHART INDUSTRIES

BRASS GATE VALVES

Brass gate valves are used to shut off water supply. They are an excellent choice where this needs to be done slowly by turning the black hand wheel. No lead options are available for potable water applications.

Full Port Brass, Stem Packing Material: PTFE, Black Cast Hand Wheel Handle
FPT Connection
Temperature Range: Up to 150°F (66°C), Maximum Pressure: 200 PSI CWP
• NSF/ANSI Standard 61 & 372 Certified

NO LEAD <0.25% Pb by weighted avg.

Part No.	Size	Port Size	Quantity L1	Quantity L2
0818-02NL	1/4"	0.43"	10	120
0818-03NL	3/8"	0.47"	10	120
0818-05NL	1/2"	0.53"	10	120
0818-07NL	3/4"	0.75"	10	80
0818-10NL	1"	0.98"	5	60
0818-12NL	1-1/4"	1.26"	5	40
0818-15NL	1-1/2"	1.50"	5	30
0818-20NL	2"	1.93"	2	20
0818-25NL	2-1/2"	2.44"	2	12
0818-30NL	3"	2.95"	8	
0818-40NL	4"	3.62"	4	

Full Port Brass, Stem Packing Material: PTFE, Black Cast Hand Wheel Handle
CxC Connection
Temperature Range: Up to 150°F (66°C), Maximum Pressure: 200 PSI CWP
• NSF/ANSI Standard 61 & 372 Certified

NO LEAD <0.25% Pb by weighted avg.

0818C-05NL	1/2"	0.53"	10	120
0818C-07NL	3/4"	0.75"	10	80
0818C-10NL	1"	0.98"	5	60
0818C-12NL	1-1/4"	1.26"	5	40
0818C-15NL	1-1/2"	1.50"	5	30
0818C-20NL	2"	1.93"	2	20

Full Port Brass, Stem Packing Material: PTFE, Black Cast Hand Wheel Handle
FPT Connection
Temperature Range: Up to 150°F (66°C), Maximum Pressure: 200 PSI CWP

0818-05	1/2"	0.53"	10	120
0818-07	3/4"	0.75"	10	80
0818-10	1"	0.98"	5	60
0818-12	1-1/4"	1.26"	5	40
0818-15	1-1/2"	1.50"	5	30
0818-20	2"	1.93"	2	20
0818-25	2-1/2"	2.44"	2	12
0818-30	3"	2.95"	8	
0818-40	4"	3.62"	4	

BOSHART INDUSTRIES

MINI BRASS BALL VALVES

These ball valves are designed as an easy shut off in 1/4" or 1/8" pipe applications. They are no lead and can be used for potable water applications.

Full Port Brass, Seat Material: PTFE, Stem Packing Material: PTFE, Ball Material: Chrome Plated, Tee Handle
FPT Connection
Temperature Range: Up to 180°F (82°C), Maximum Pressure: 600 PSI CWP
• NSF/ANSI Standard 372 Certified

NO LEAD <0.25% Pb by weighted avg.

Part No.	Size	Port Size	Quantity L1	Quantity L2
0828-01NL	1/8"	0.30"	20	200
0828-02NL	1/4"	0.30"	20	200

Full Port Brass, Seat Material: PTFE, Stem Packing Material: PTFE, Ball Material: Chrome Plated, Tee Handle
MPT x FPT Connection
Temperature Range: Up to 180°F (82°C), Maximum Pressure: 600 PSI CWP
• NSF/ANSI Standard 372 Certified

NO LEAD <0.25% Pb by weighted avg.

Part No.	Size	Port Size	Quantity L1	Quantity L2
0828-01M01FNL	1/8"	0.30"	20	200
0828-01M02FNL	1/8" x 1/4"	0.30"	20	200
0828-02M02FNL	1/4"	0.30"	20	200

BRASS BALL VALVES

Boshart's Brass Ball Valves are an excellent choice for a variety of applications where there is low risk of corrosion. Most connections come in both a leaded and no lead version to accommodate for potable water.

Standard Port Brass, Seat Material: PTFE, Stem Packing Material: PTFE, Ball Material: Chrome Plated, Rubber Grip Handle
Comp Connection
Temperature Range: Up to 300°F (149°C), Maximum Pressure: 200 PSI CWP
• NSF/ANSI Standard 61 & 372 Certified
• cUPC Standard IGC 157 Certified
Note: Can be used to make connections between Copper, Brass, Aluminum, Plastic, CPVC & Pex tubing. Not recommended for use with steel tubing, designed for use with tube manufactured to CTS-OD tubing.

NO LEAD <0.25% Pb by weighted avg.

Part No.	Size	Port Size	Quantity L1	Quantity L2
082CPND-05NL	1/2"	0.59"	10	100
082CPND-07NL	3/4"	0.78"	10	60
082CPND-10NL	1"	0.98"	6	30

Full Port Brass, Seat Material: PTFE, Stem Packing Material: PTFE, Ball Material: Chrome Plated, Rubber Grip Handle
PEX Connection
Temperature Range: Up to 203°F (95°C), Maximum Pressure: 400 PSI CWP
• NSF/ANSI Standard 61 & 372 Certified
• cUPC Standard IGC 157 Certified

NO LEAD <0.25% Pb by weighted avg.

Part No.	Size	Port Size	Quantity L1	Quantity L2
0821P-03NL	3/8"	0.39"	10	120
0821P-05NL	1/2"	0.39"	10	120
0821P-07NL	3/4"	0.59"	10	90

BOSHART INDUSTRIES

BRASS BALL VALVES

Part No.	Size	Port Size	Quantity L1	Quantity L2
0821P-10NL	1"	0.79"	6	30

Full Port Brass, Seat Material: PTFE, Stem Packing Material: PTFE, Ball Material: Stainless Steel, PVC Handle
FPT Connection
Temperature Range: -20°F to 300°F (-29°C to 149°C),
- NSF/ANSI Standard 61 & 372 Certified
- IAPMO/ANSI Z1157 Certified(1/2"-2" Only)
- CSA listed to ANSI Z21.15 & CGA 9.1 Certified
- CSA listed to ASME B16.44 & CGA/CR91-002 Certified
- CSA listed to CAN/CGA 3.16 Certified
- CSA listed to ASME B16.33 Certified

NO LEAD <0.25% Pb by weighted avg.

0825-02NL	1/4"	0.39"	12	120
0825-03NL	3/8"	0.39"	12	120
0825-05NL	1/2"	0.59"	10	100
0825-07NL	3/4"	0.78"	8	64
0825-10NL	1"	0.98"	6	30
0825-12NL	1-1/4"	1.26"	6	24
0825-15NL	1-1/2"	1.57"	4	16
0825-20NL	2"	1.97"	2	8

Full Port Brass, Seat Material: PTFE, Stem Packing Material: PTFE, Ball Material: Stainless Steel, PVC Handle
CxC Connection
Temperature Range: -20°F to 300°F (-29°C to 149°C), Maximum Pressure: 600 PSI CWP
- NSF/ANSI Standard 61 & 372 Certified
- IAPMO/ANSI Z1157 Certified (1/2"-2" only)

0825C-05NL	1/2"	0.59"	10	100
0825C-07NL	3/4"	0.79"	8	64
0825C-10NL	1"	0.98"	6	30
0825C-12NL	1-1/4"	1.26"	6	24
0825C-15NL	1-1/2"	1.58"	4	16
0825C-20NL	2"	1.97"	2	8

Full Port Brass, Seat Material: PTFE, Stem Packing Material: PTFE, Ball Material: Stainless Steel, PVC Handle
FPT Connection
Temperature Range: Up to 300°F (149°C), Maximum Pressure: 600 PSI CWP
- NSF/ANSI Standard 61 & 372 Certified
- cUPC Standard Z1157 Certified
- CSA listed to the following standards (1/4" - 2" only)
  - ANSI Z21.15 & CGA 9.1: 1/2 PSIG (1/2PSI)
  - ASME B16.44 & CGA/CR91-002: 5 PSIG (5G)
  - ASME B16.33 & CAN/CGA 3.16 : 125 PSIG (BRS125G / CAN 3.16)
- UL listed to the following standards (1/4" - 4" only)
  - UL 1477 (YQNZ): Compressed gas shutoff valves - 600 PSI (1/4" - 1") 250 PSI (2-1/2" - 4")
  - UL 842 (YRBX): Flammable liquid shutoff valves - 600 PSI (1/4" - 1") 250 PSI (2-1/2" - 4")
  - UL 842 (YRPV): Gas shutoff valves - 600 PSI (1/4" - 1") 250 PSI (2-1/2" - 4"))
  - UL 842 (MHKZ): Manual valves - 600 PSI (1/4" - 1") 250 PSI (2-1/2" - 4")
  - UL 125 (YSDT): LP-Gas shutoff valves - 600 PSI (1/4" - 1") 250 PSI (2-1/2" - 4")
- FM Standard 1140 Certified (1/4" - 2" only)

0827-02NL	1/4"	0.39"	12	120
0827-03NL	3/8"	0.39"	12	120
0827-05NL	1/2"	0.59"	10	100
0827-07NL	3/4"	0.75"	8	64
0827-10NL	1"	0.98"	6	30
0827-12NL	1-1/4"	1.25"	6	24
0827-15NL	1-1/2"	1.57"	4	16
0827-20NL	2"	1.97"	2	8
0827-25NL	2-1/2"	2.52"	2	4
0827-30NL	3"	2.95"	4	
0827-40NL	4"	3.90"	2	

BOSHART INDUSTRIES

BRASS BALL VALVES

Full Port Brass, Seat Material: PTFE, Stem Packing Material: PTFE, Ball Material: Stainless Steel, PVC Handle
CxC Connection
Temperature Range: Up to 300°F (149°C), Maximum Pressure: 600 PSI CWP
• NSF/ANSI Standard 61 & 372 Certified
• cUPC Standard z1157 Certified
• FM Standard 1140 Certified (1/2" - 2" only)

Part No.	Size	Port Size	Quantity L1	Quantity L2
0827C-05NL	1/2"	0.59"	10	100
0827C-07NL	3/4"	0.75"	8	64
0827C-10NL	1"	0.98"	6	30
0827C-12NL	1-1/4"	1.25"	6	24
0827C-15NL	1-1/2"	1.57"	4	16
0827C-20NL	2"	1.97"	2	8
0827C-25NL	2-1/2"	2.52"	2	4
0827C-30NL	3"	2.95"	4	
0827C-40NL	4"	3.90"	2	

Full Port Brass, Seat Material: PTFE, Stem Packing Material: PTFE, Ball Material: Chrome Plated, PVC Handle
FPT Connection
Temperature Range: Up to 300°F (149°C), Maximum Pressure: 600 PSI CWP
• cUPC Standard z1157 Certified
• CSA listed to the following standards (1/4" - 4" only)
- ANSI Z21.15 & CGA 9.1: 1/2 PSIG (1/2PSI)
- ASME B16.44 & CGA/CR91-002: 5 PSIG (5G)
- ASME B16.33 & CAN/CGA 3.16 : 125 PSIG (BRS125G / CAN 3.16)
• UL listed to the following standards (1/4" - 4" only)
- UL 1477 (YQNZ): Compressed gas shutoff valves - 600 PSI (1/4" - 1") 300 PSI (1-1/4" - 2") 250 PSI (2-1/2" - 4")
- UL 842 (YRBX): Flammable liquid shutoff valves - 600 PSI (1/4" - 1") 300 PSI (1-1/4" - 2") 250 PSI (2-1/2" - 4")
- UL 842 (YRPV): Gas shutoff valves - 600 PSI (1/4" - 1") 300 PSI (1-1/4" - 2") 300 PSI (1-1/4" - 2" 250 PSI (2-1/2" - 4")
- UL 842 (MHKZ): Manual valves - 600 PSI (1/4" - 1") 300 PSI (1-1/4" - 2") 300 PSI (1-1/4" - 2" 250 PSI (2-1/2" - 4")
- UL 125 (YSDT): LP-Gas shutoff valves - 600 PSI (1/4" - 1") 300 PSI (1-1/4" - 2") 300 PSI (1-1/4" - 2" 250 PSI (2-1/2" - 4")
• FM Standard 1140 Certified (1/4" - 2" only)
• Stainless Steel Ball for sizes 1-1/4" to 4"

0827-02	1/4"	0.39"	12	120
0827-03	3/8"	0.39"	12	120
0827-05	1/2"	0.59"	10	100
0827-07	3/4"	0.75"	8	64
0827-10	1"	0.98"	6	30
0827-12	1-1/4"	1.25"	6	24
0827-15	1-1/2"	1.57"	4	16
0827-20	2"	1.97"	2	8
0827-25	2-1/2"	2.52"	2	4
0827-30	3"	2.95"	4	
0827-40	4"	3.90"	2	

BOSHART INDUSTRIES

BRASS BALL VALVES

Full Port Brass, Seat Material: PTFE, Stem Packing Material: PTFE, Ball Material: Stainless Steel, Rubber Grip Handle
CxC Connection
Temperature Range: Up to 300°F (149°C), Maximum Pressure: 600 PSI CWP
• cUPC Standard z1157 Certified
• FM Standard 1140 Certified (1/2" - 2" only)

Part No.	Size	Port Size	Quantity L1	Quantity L2
0827C-05	1/2"	0.59"	10	100
0827C-07	3/4"	0.75"	8	64
0827C-10	1"	0.98"	6	30
0827C-12	1-1/4"	1.25"	6	24
0827C-15	1-1/2"	1.57"	4	16
0827C-20	2"	1.97"	2	8
0827C-25	2-1/2"	2.52"	2	4
0827C-30	3"	2.95"	4	
0827C-40	4"	3.90"	2	

Full Port Brass, Seat Material: PTFE, Stem Packing Material: PTFE, Ball Material: Chrome Plated, Rubber Grip Handle
Push Fit Connection
Temperature Range: Up to 200°F (93°C), Maximum Pressure: 200 PSI
• NSF/ANSI Standard 61 & 372 Certified
• ASSE Standard 1061 Certified

082PF-05NL	1/2"	0.63"	10	120
082PF-07NL	3/4"	0.88"	10	60
082PF-10NL	1"	1.13"	6	30

BOSHART INDUSTRIES

BRASS BALL VALVES WITH DRAIN

Boshart's Brass Ball Valves with a drain are perfect for applications where water needs to be drained from the pipe after the valve. When installing one of these valves make sure the drain is not installed on the supply side of the valve.

Standard Port Brass, Seat Material: PTFE, Stem Packing Material: PTFE, Ball Material: Chrome Plated, Rubber Grip Handle
Comp Connection
Temperature Range: Up to 300°F (149°C), Maximum Pressure: 200 PSI CWP
• NSF/ANSI Standard 61 & 372 Certified
• cUPC Standard IGC 157 Certified
Note: Can be used to make connections between Copper, Brass, Aluminum, Plastic, CPVC & Pex tubing. Not recommended for use with steel tubing, designed for use with tube manufactured to CTS-OD tubing.

Part No.	Size	Port Size	Quantity L1	Quantity L2
082CP-05NL	1/2"	0.59"	10	100
082CP-07NL	3/4"	0.79"	10	60
082CP-10NL	1"	0.98"	6	30

Full Port with Drain Brass, Seat Material: PTFE, Stem Packing Material: PTFE, Ball Material: Chrome Plated, Rubber Grip Handle
PEX Connection
Temperature Range: Up to 203°F (95°C), Maximum Pressure: 400 PSI CWP
• NSF/ANSI Standard 61 & 372 Certified
• cUPC Standard IGC 157 Certified

0821WDP-05NL	1/2"	0.39"	10	120
0821WDP-07NL	3/4"	0.59"	10	90
0821WDP-10NL	1"	0.79"	6	30

Full Port Brass, Seat Material: PTFE, Stem Packing Material: PTFE, Ball Material: Chrome Plated, Rubber Grip Handle
FPT Connection
Temperature Range: Up to 300°F (149°C), Maximum Pressure: 600 PSI WOG
• NSF/ANSI Standard 61 & 372 Certified
• cUPC Standard IGC 157 Certified

082WD-05NL	1/2"	0.59"	10	120
082WD-07NL	3/4"	0.75"	10	60
082WD-10NL	1"	1.02"	6	30

Full Port Brass, Seat Material: PTFE, Stem Packing Material: PTFE, Ball Material: Chrome Plated, Rubber Grip Handle
CxC Connection
Temperature Range: Up to 300°F (149°C), Maximum Pressure: 600 PSI WOG
• NSF/ANSI Standard 61 & 372 Certified
• cUPC Standard IGC 157 Certified

082WDC-05NL	1/2"	0.59"	10	120
082WDC-07NL	3/4"	0.75"	10	60
082WDC-10NL	1"	1.02"	6	30

Full Port Brass, Seat Material: PTFE, Ball Material: Chrome Plated, Rubber Grip Handle
Push Fit Connection
Temperature Range: Up to 200°F (93°C), Maximum Pressure: 200 PSI
• NSF/ANSI Standard 61 & 372 Certified
• ASSE Standard 1061 Certified

082PF-05WDNL	1/2"	0.63"	10	120
082PF-07WDNL	3/4"	0.88"	10	60
082PF-10WDNL	1"	1.13"	6	30

BOSHART INDUSTRIES

BRASS BALL VALVES - LOCKING HANDLE

Boshart's Brass Ball Valves with a locking handle can be locked in the open or closed position with a padlock. This provides more security and prevents the ball valve from being tampered with.

Full Port Brass, Seat Material: PTFE, Stem Packing Material: Viton, Ball Material: Chrome Plated, Rubber Grip Handle
FPT Connection
Temperature Range: Up to 350°F (177°C), Maximum Pressure: 600 PSI CWP
Maximum Pressure Rating of 450 PSI CWP for sizes 2-1/2" to 4"
• CSA listed to the following standards (1/4" - 2" only)
- ANSI Z21.15 & CGA 9.1: 1/2 PSIG (1/2PSI)
- ASME B16.44 & CGA/CR91-002: 5 PSIG (5G)
- ASME B16.33 & CAN/CGA 3.16 : 125 PSIG (BRS125G / CAN 3.16)
• UL listed to the following standards
- UL 258 (VQGU): Trim and drain valves - 600 PSI (1/4" - 2")
- UL 1477 (YQNZ): Compressed gas shutoff valves - 600 PSI (1/4" - 2") 450 PSI (2-1/2" - 4")
- UL 842 (YRBX): Flammable liquid shutoff valves - 600 PSI (1/4" - 2") 250 PSI (2-1/2" - 4")
- UL 842 (YRPV): Gas shutoff valves - 600 PSI (1/4" - 2") 250 PSI (2-1/2" - 4")
- UL 842 (MHKZ): Manual valves - 600 PSI (1/4" - 2") 250 PSI (2-1/2" - 4")
- UL 125 (YSDT): LP-Gas shutoff valves - 600 PSI (1/4" - 2") 450 PSI (2-1/2" - 4")
• Manufactured according to MSS SP-110
Note: Padlock not included.

Part No.	Size	Port Size	Quantity L1	Quantity L2
0826LH-02	1/4"	0.31"	12	192
0826LH-03	3/8"	0.39"	12	192
0826LH-05	1/2"	0.59"	8	128
0826LH-07	3/4"	0.79"	12	96
0826LH-10	1"	0.98"	8	64
0826LH-12	1-1/4"	1.26"	8	32
0826LH-15	1-1/2"	1.57"	6	24
0826LH-20	2"	1.97"	4	16
0826LH-25	2-1/2"	2.56"	2	
0826LH-30	3"	3.15"		
0826LH-40	4"	3.94"		

BOSHART INDUSTRIES

STAINLESS STEEL BALL VALVES

Boshart's Stainless Steel Ball Valves come in 2 different materials to suit a variety of applications. 304 CF8 Stainless Steel can be used in conventional situations, where 316 CF8M Stainless Steel can be used in more demanding environments.

Please note that SSPEXBV-05, SSPEXBV-07, SSPEXBV-10, SSPEXBVD-05, SSPEXBVD-07 and SSPEXBVD-10 are only available with 304 Stainless Steel.

Full Port 304 Stainless Steel, Seat Material: PTFE, Stem Packing Material: PTFE, Ball Material: Stainless Steel, Stainless Steel
FPT Connection
Temperature Range: 14°F to 248°F (-10°C to 120°C), Maximum Pressure: 1000 PSI
• NSF/ANSI Standard 372 Certified

Part No.	Size	Port Size	Quantity L1	Quantity L2
SSBV304-02	1/4"	0.43"	20	120
SSBV304-03	3/8"	0.49"	20	120
SSBV304-05	1/2"	0.59"	16	96
SSBV304-07	3/4"	0.79"	10	60
SSBV304-10	1"	0.98"	10	40
SSBV304-12	1-1/4"	1.26"	6	24
SSBV304-15	1-1/2"	1.50"	4	16
SSBV304-20	2"	1.97"	2	12
SSBV304-25	2-1/2"	2.56"	2	4
SSBV304-30	3"	2.99"	4	
SSBV304-40	4"	3.70"	2	

Full Port 316 Stainless Steel, Seat Material: PTFE, Stem Packing Material: PTFE, Ball Material: Stainless Steel, Stainless Steel Locking Handle
FPT Connection
Temperature Range: Up to 450°F (232°C), Maximum Pressure: 1000 PSI
• NSF/ANSI Standard 372 Certified

SSBV1000-02	1/4"	0.45"	15	90
SSBV1000-03	3/8"	0.47"	15	90
SSBV1000-05	1/2"	0.59"	9	54
SSBV1000-07	3/4"	0.78"	6	36
SSBV1000-10	1"	0.98"	4	24
SSBV1000-12	1-1/4"	1.26"	2	12
SSBV1000-15	1-1/2"	1.49"	6	12
SSBV1000-20	2"	1.96"	3	6
SSBV1000-25	2-1/2"	2.55"	4	
SSBV1000-30	3"	3.15"		

Standard Port 316 Stainless Steel, Seat Material: PTFE, Stem Packing Material: PTFE, Ball Material: Stainless Steel, Stainless Steel Locking Handle
FPT Connection
Temperature Range: Up to 450°F (232°C), Maximum Pressure: 2000 PSI
• NSF/ANSI Standard 372 Certified

SSBV2000-02	1/4"	0.37"	12	72
SSBV2000-03	3/8"	0.37"	12	72
SSBV2000-05	1/2"	0.50"	36	72
SSBV2000-07	3/4"	0.69"	6	36
SSBV2000-10	1"	0.88"	5	30
SSBV2000-12	1-1/4"	1.00"	2	12
SSBV2000-15	1-1/2"	1.25"	6	12
SSBV2000-20	2"	1.50"	4	8

Full Port with Drain 304 Stainless Steel, Seat Material: PTFE, Stem Packing Material: Nitrile Rubber, Ball Material: Stainless Steel, 304 SS / PVC Sleeve Locking Handle
Crimp PEX Connection
Temperature Range: 33.8°F (1°C) to 200°F (93°C) , Maximum Pressure: 600 PSI
• Max Pressure Rating: 600 PSI at 100°F (37.8°C), 200 PSI at 200°F (93°C)
• Temperature Range: 33.8°F (1°C) to 200°F (93°C)

The SSPEXBVD Series features durable 304 stainless steel construction, a solid stainless steel ball, and a blowout-proof stem. Designed for PEX and PE-RT tubing, it meets ASTM standards and includes an optional drain port for system draining. NSF/ANSI certified, it supports up to 600 PSI.

SSPEXBVD-05	1/2"	0.35"
SSPEXBVD-07	3/4"	0.51"
SSPEXBVD-10	1"	0.71"

STAINLESS STEEL BALL VALVES

Full Port 304 Stainless Steel, Seat Material: PTFE, Stem Packing Material: Nitrile Rubber, Ball Material: Stainless Steel, Stainless Steel Blue Plastic Handle
CE PEX Connection
Temperature Range: -40°F to 200°F (-40°C to 93°C), Maximum Pressure: 600 PSI CWP

Boshart's Stainless Steel Cold Expansion PEX Ball Valves are premium quality and durable. Featuring high corrosion resistance, and are ideal for areas with high acidity and anywhere water quality is an issue.

Part No.	Size	Port Size	Quantity L1	Quantity L2
SSCEPBV-05	1/2"	0.38"	20	120
SSCEPBV-07	3/4"	0.60"	10	60
SSCEPBV-10	1"	0.80"	5	30

Full Port 304 Stainless Steel, Seat Material: PTFE, Stem Packing Material: Nitrile Rubber, Ball Material: Stainless Steel, 304 SS / PVC Sleeve Locking Handle
Push Fit Connection
Temperature Range: 33.8°F (1°C) to 200°F (93°C) , Maximum Pressure: 300 PSI CWP at 100°F (37.8°C); 200 PSI at 200°F (93°C)
• NSF/ANSI Standard 61 & 372 Certified
• IAPMO/ANSI Z1157

Boshart's Stainless Steel Push Fit Ball Valves are designed for use on copper, CPVC, PEX PE-RT & HDPE piping in plumbing and hydronic heating systems. Approved for use in both underground and behind- the-wall applications (with proper wrapping to prevent corrosion). Eliminates need for soldering, crimping, or solvent welding, making them perfect for repairs in wet, hazardous or hard-to-reach locations. Valves come complete with stiffeners for PEX, PE-RT & HDPE piping, which can be removed for copper installations. Additionally, these valves are reusable and easily disassembled using the plastic disconnect tool.

Part No.	Size	Port Size	Quantity L1	Quantity L2
SSPFBV-05	1/2"	0.56"	20	120
SSPFBV-07	3/4"	0.76"	15	90
SSPFBV-10	1"	0.98"	5	30

PVC BALL VALVES

PVC Ball Valves are durable and excellent for a variety of applications, including water supply, swimming pools, and irrigation applications. 0922CTS series are for hot water applications.

PVC, Seat Material: EPDM, Stem Packing Material: EPDM, Ball Material: PVC, ABS Tee Handle
FPT Connection
Temperature Range: 41°F to 122°F (5°C to 50°C), Maximum Pressure: 150 PSI @ 73°F (23°C)
• NSF/ANSI Standard 372 Certified

Suitable for both Schedule 40 & 80 PVC Pipe.

Part No.	Size	Port Size	Quantity L1	Quantity L2
0929-05	1/2"	0.58"	200	
0929-07	3/4"	0.77"	160	
0929-10	1"	0.97"	96	
0929-12	1-1/4"	1.24"	72	
0929-15	1-1/2"	1.40"	45	
0929-20	2"	1.81"	36	
0929-25	2-1/2"	2.08"	12	
0929-30	3"	3.11"	8	
0929-40	4"	3.83"	6	

BOSHART INDUSTRIES

PVC BALL VALVES

PVC, Seat Material: EPDM, Stem Packing Material: EPDM, Ball Material: PVC, ABS Tee Handle
Slip Connection
Temperature Range: 41°F to 122°F (5°C to 50°C), Maximum Pressure: 150 PSI @ 73°F (23°C)
• NSF/ANSI Standard 372 Certified

Suitable for both Schedule 40 & 80 PVC Pipe.

Part No.	Size	Port Size	Quantity L1	Quantity L2
0929S-05	1/2"	0.59"	200	
0929S-07	3/4"	0.79"	160	
0929S-10	1"	0.98"	96	
0929S-12	1-1/4"	1.26"	72	
0929S-15	1-1/2"	1.42"	45	
0929S-20	2"	1.81"	36	
0929S-25	2-1/2"	2.48"	12	
0929S-30	3"	3.15"	8	
0929S-40	4"	3.81"	6	

True Union UPVC, Seat Material: PTFE, Stem Packing Material: EPDM, Ball Material: UPVC, ABS Tee Handle
FPT or Slip Connection
Temperature Range: 41°F to 122°F (5°C to 50°C), Maximum Pressure: 150 PSI @ 73°F (23°C)
Note: Double union / double block design permits in-line maintenance without disconnecting pipe. Ends are blocked with bayonet style lock to prevent ball from being blown out. Handle is equipped with removable spanner device.

Suitable for both Schedule 40 & 80 PVC Pipe. Note: Double union / double block design permits in-line maintenance without disconnecting pipe. Ends are blocked with bayonet style lock to prevent ball from being blown out. Handle is equipped with removable spanner device.

0924-05	1/2"	0.51"	48	
0924-07	3/4"	0.71"	36	
0924-10	1"	0.91"	24	
0924-12	1-1/4"	1.18"	24	
0924-15	1-1/2"	1.50"	24	
0924-20	2"	1.89"	12	

CPVC, Seat Material: PTFE, Stem Packing Material: EPDM, Ball Material: CPVC, ABS Tee Handle
CTS Connection
Temperature Range: Short: 212°F (100°C), Continous: 32°F to 194°F (0°C to 90°C), Maximum Pressure: Working: 150 PSI @73°F (23°C), Test: 225 PSI
• NSF/ANSI Standard 61 & 372 Certified

Suitable for cold & hot water.

0922CTS-05	1/2"	0.49"	360	
0922CTS-07	3/4"	0.72"	224	
0922CTS-10	1"	0.93"	120	
0922CTS-12	1-1/4"	0.98"	96	
0922CTS-15	1-1/2"	1.18"	72	
0922CTS-20	2"	1.42"	36	

BOSHART INDUSTRIES

PREMIUM PVC BALL VALVES

PVC Ball Valves are durable and excellent for a variety of applications, including water supply, swimming pools, and irrigation applications.

Molded in Place PVC, Seat Material: EPDM, Stem Packing Material: EPDM, Ball Material: PVC, ABS Tee Handle
FPT Connection
Temperature Range: 41°F to 122°F (5°C to 50°C), Maximum Pressure: 150 PSI @ 73°F (23°C)
• NSF/ANSI Standard 61 & 372 Certified (1/2" to 2" only)
Suitable for both Schedule 40 & 80 PVC pipe.

Part No.	Size	Port Size	Quantity L1	Quantity L2
0921-05	1/2"	0.55"	100	
0921-07	3/4"	0.79"	100	
0921-10	1"	0.98"	100	
0921-12	1-1/4"	1.18"	100	
0921-15	1-1/2"	1.42"	48	
0921-20	2"	1.83"	24	
0921-25	2-1/2"	2.36"	12	
0921-30	3"	3.03"	12	
0921-40	4"	3.93"	6	

Molded in Place PVC, Seat Material: EPDM, Stem Packing Material: EPDM, Ball Material: PVC, ABS Tee Handle
Slip Connection
Temperature Range: 41°F to 122°F (5°C to 50°C), Maximum Pressure: 150 PSI @ 73°F (23°C)
• NSF/ANSI Standard 61 & 372 Certified (1/2" to 2" only)
Suitable for both Schedule 40 & 80 PVC pipe.

0921S-05	1/2"	0.55"	100	
0921S-07	3/4"	0.79"	100	
0921S-10	1"	0.98"	100	
0921S-12	1-1/4"	1.18"	100	
0921S-15	1-1/2"	1.42"	48	
0921S-20	2"	1.83"	24	
0921S-25	2-1/2"	2.36"	12	
0921S-30	3"	3.03"	12	
0921S-40	4"	3.93"	6	

Molded in Place PVC, Seat Material: PTFE, Stem Packing Material: Viton, Ball Material: PVC, ABS Tee Handle
FPT Connection
Temperature Range: 41°F to 122°F (5°C to 50°C), Maximum Pressure: 150 PSI @ 73°F (23°C)
Suitable for both Schedule 40 & 80 PVC pipe.

0923-05	1/2"	0.55"	100	
0923-07	3/4"	0.79"	100	
0923-10	1"	0.98"	100	
0923-12	1-1/4"	1.18"	100	
0923-15	1-1/2"	1.42"	48	
0923-20	2"	1.83"	24	

Molded in Place PVC, Seat Material: PTFE, Stem Packing Material: Viton, Ball Material: PVC, ABS Tee Handle
Slip Connection
Temperature Range: 41°F to 122°F (5°C to 50°C), Maximum Pressure: 150 PSI @ 73°F (23°C)

Suitable for both Schedule 40 & 80 PVC pipe.

0923S-05	1/2"	0.55"	100	
0923S-07	3/4"	0.79"	100	
0923S-10	1"	0.98"	100	
0923S-12	1-1/4"	1.18"	100	
0923S-15	1-1/2"	1.42"	48	
0923S-20	2"	1.83"	24	

BOSHART INDUSTRIES

PREMIUM PVC BALL VALVES

Single Union UPVC, Seat Material: EPDM, Stem Packing Material: EPDM, Ball Material: UPVC, ABS Tee Handle
FPT Connection
Temperature Range: 41°F to 122°F (5°C to 50°C), Maximum Pressure: 150 PSI @ 73°F (23°C)
• Threads conform to ANSI/ASME B1.20.1

Suitable for both Schedule 40 & 80 PVC pipe.

Part No.	Size	Port Size	Quantity L1	Quantity L2
0933-15	1-1/2"	1.52"	48	
0933-20	2"	1.89"	24	

Single Union UPVC, Seat Material: EPDM, Stem Packing Material: EPDM, Ball Material: UPVC, ABS Tee Handle
Slip Connection
Temperature Range: 41°F to 122°F (5°C to 50°C), Maximum Pressure: 150 PSI @ 73°F (23°C)
• Slip connections conform to ASTM D2466

Suitable for both Schedule 40 & 80 PVC pipe.

0933S-15	1-1/2"	1.52"	48	
0933S-20	2"	1.89"	24	

True Union UPVC, Seat Material: PTFE, Stem Packing Material: EPDM, Ball Material: UPVC, ABS Tee Handle
FPT or Slip Connection
Temperature Range: 41°F to 122°F (5°C to 50°C), Maximum Pressure: 150 PSI @ 73°F (23°C)
• NSF/ANSI 61 & 372 Certified

Note: Double union / double block design permits in-line maintenance without disconnecting pipe. Ends are blocked with bayonet style lock to prevent ball from being blown out. Handle is equipped with removable spanner device.

Suitable for both Schedule 40 & 80 PVC pipe. .

0925-05NL	1/2"	0.51"	48	
0925-07NL	3/4"	0.71"	36	
0925-10NL	1"	0.91"	24	
0925-12NL	1-1/4"	1.18"	24	
0925-15NL	1-1/2"	1.50"	24	
0925-20NL	2"	1.89"	12	
0925-25NL	2-1/2"	2.36"	6	
0925-30NL	3"	2.72"	6	
0925-40NL	4"	3.94"		

True Union UPVC, Seat Material: PTFE, Stem Packing Material: Viton, Ball Material: UPVC, ABS Tee Handle
FPT or Slip Connection
Temperature Range: 41°F to 122°F (5°C to 50°C), Maximum Pressure: 150 PSI @ 73°F (23°C)
Note: Double union / double block design permits in-line maintenance without disconnecting pipe. Ends are blocked with bayonet style lock to prevent ball from being blown out. Handle is equipped with removable spanner device.

Suitable for both Schedule 40 & 80 PVC pipe.

0926-05	1/2"	0.51"	48	
0926-07	3/4"	0.71"	36	
0926-10	1"	0.91"	24	
0926-12	1-1/4"	1.18"	24	
0926-15	1-1/2"	1.50"	24	
0926-20	2"	1.89"	12	
0926-25	2-1/2"	2.36"	6	
0926-30	3"	2.72"	6	
0926-40	4"	3.94"	1	

BOSHART INDUSTRIES

GAS BALL VALVES

Boshart's Gas Ball Valves have a two piece forged brass body and a blow out proof stem. Available in combinations of FPT, Flare and MPT threads. Options for a 1/8" tapping for a manometer which allows line pressure to be tested at the valve are available. FPT connections are available with a yellow or red handle.

Two Piece Brass, Seat Material: PTFE, Yellow Tee Handle
FPT Connection
Temperature Range: -4°F to 149°F (-20°C to 65°C), Maximum Pressure: 250 PSI
• CSA listed to the following standards
- ANSI Z21.15 & CGA 9.1: 1/2 PSIG (1/2PSI)
- ASME B16.44 & CGA/CR91-002: 5 PSIG (5G)
• UL listed to the following standards
- UL 842 (YRPV): Gas shutoff valves - 250 PSI
- UL 842 (MHKZ): Manual valves - 250 PSI
- UL 125 (YSDT): LP-Gas shutoff valves - 250 PSI

Part No.	Size	Port Size	Quantity L1	Quantity L2
0832-03	3/8"	0.39"	10	100
0832-05	1/2"	0.39"	10	100
0832-07	3/4"	0.59"	10	100
0832-10	1"	0.75"	6	60

Two Piece Brass, Seat Material: PTFE, Red Tee Handle
FPT Connection
Temperature Range: -4°F to 149°F (-20°C to 65°C), Maximum Pressure: 250 PSI
• CSA listed to the following standards
- ANSI Z21.15 & CGA 9.1: 1/2 PSIG (1/2PSI)
- ASME B16.44 & CGA/CR91-002: 5 PSIG (5G)
• UL listed to the following standards
- UL 842 (YRPV): Gas shutoff valves - 250 PSI
- UL 842 (MHKZ): Manual valves - 250 PSI
- UL 125 (YSDT): LP-Gas shutoff valves - 250 PSI

0832R-03	3/8"	0.39"	10	100
0832R-05	1/2"	0.39"	10	100
0832R-07	3/4"	0.59"	10	100
0832R-10	1"	0.75"	6	60

Two Piece Brass, Seat Material: PTFE, Yellow Tee Handle
FPT Connection
Temperature Range: -4°F to 149°F (-20°C to 65°C), Maximum Pressure: 250 PSI
• CSA listed to the following standards
- ANSI Z21.15 & CGA 9.1: 1/2 PSIG (1/2PSI)
- ASME B16.44 & CGA/CR91-002: 5 PSIG (5G)
• UL listed to the following standards
- UL 842 (YRPV): Gas shutoff valves - 250 PSI
- UL 842 (MHKZ): Manual valves - 250 PSI
- UL 125 (YSDT): LP-Gas shutoff valves - 250 PSI

0832TP-05	1/2"	0.39"	10	100
0832TP-07	3/4"	0.59"	10	100

Two Piece Brass, Seat Material: PTFE, Yellow Tee Handle
FPT x Flare Connection
Temperature Range: -4°F to 149°F (-20°C to 65°C), Maximum Pressure: 250 PSI
• CSA listed to the following standards
- ANSI Z21.15 & CGA 9.1: 1/2 PSIG (1/2PSI)
- ASME B16.44 & CGA/CR91-002: 5 PSIG (5G)
• UL listed to the following standards
- UL 842 (YRPV): Gas shutoff valves - 250 PSI
- UL 842 (MHKZ): Manual valves - 250 PSI
- UL 125 (YSDT): LP-Gas shutoff valves - 250 PSI

0833-0503	1/2" x 3/8"	0.39"	10	100
0833-0505	1/2"	0.39"	10	100

BOSHART INDUSTRIES

GAS BALL VALVES

Two Piece Brass, Seat Material: PTFE, Yellow Tee Handle
MPT x Flare Connection
Temperature Range: -4°F to 149°F (-20°C to 65°C), Maximum Pressure: 250 PSI
• CSA listed to the following standards
- ANSI Z21.15 & CGA 9.1: 1/2 PSIG (1/2PSI)
- ASME B16.44 & CGA/CR91-002: 5 PSIG (5G)
• UL listed to the following standards
- UL 842 (YRPV): Gas shutoff valves - 250 PSI
- UL 842 (MHKZ): Manual valves - 250 PSI
- UL 125 (YSDT): LP-Gas shutoff valves - 250 PSI

Part No.	Size	Port Size	Quantity L1	Quantity L2
0834-0503	1/2" x 3/8"	0.39"	10	100
0834-0505	1/2"	0.39"	10	100

Two Piece Brass, Seat Material: PTFE, Yellow Tee Handle
Flare Connection
Temperature Range: -4°F to 149°F (-20°C to 65°C), Maximum Pressure: 250 PSI
• CSA listed to the following standards
- ANSI Z21.15 & CGA 9.1: 1/2 PSIG (1/2PSI)
- ASME B16.44 & CGA/CR91-002: 5 PSIG (5G)
• UL listed to the following standards
- UL 842 (YRPV): Gas shutoff valves - 250 PSI
- UL 842 (MHKZ): Manual valves - 250 PSI
- UL 125 (YSDT): LP-Gas shutoff valves - 250 PSI

Part No.	Size	Port Size	Quantity L1	Quantity L2
0835-03	3/8"	0.27"	10	100
0835-05	1/2"	0.38"	10	100

Two Piece Brass, Yellow Tee Handle
Flare Connection
Temperature Range: -4°F to 149°F (-20°C to 65°C), Maximum Pressure: 250 PSI
• CSA listed to the following standards
- ANSI Z21.15 & CGA 9.1: 1/2 PSIG (1/2PSI)
- ASME B16.44 & CGA/CR91-002: 5 PSIG (5G)
• UL listed to the following standards
- UL 842 (YRPV): Gas shutoff valves - 250 PSI
- UL 842 (MHKZ): Manual valves - 250 PSI
- UL 125 (YSDT): LP-Gas shutoff valves - 250 PSI

Part No.	Size	Port Size	Quantity L1	Quantity L2
0835TP-03	3/8"	0.27"	10	100
0835TP-05	1/2"	0.38"	10	100

BENT NOSE GARDEN VALVES

Boshart's Bent Nose Garden Valves are designed with an angled outlet. This allows a garden hose to be attached easily without the risk of a kink being formed.

Angled Brass, Seat Material: Nitrile Rubber, Stem Packing Material: Graphite, Green Rubber Coated Hand Wheel Handle
FPT x GHT Connection
Temperature Range: Up to 160°F (71°C), Maximum Pressure: 125 PSI
• NSF/ANSI Standard 372 Certified
• CSA Standard B125.1 Certified

NO LEAD <0.25% Pb by weighted avg.

Part No.	Size	Quantity L1	Quantity L2
0872-07NL	3/4"	12	72
0872-10NL	1" x 3/4"	12	72

HOSE BIBBS / SAMPLING FAUCETS

Boshart's Hose Bibbs are available in brass, stainless steel or plastic. They come in multi-turn or 1/4 turn.

Angled Brass, Seat Material: Nitrile Rubber, Stem Packing Material: Nitrile Rubber, Tee Handle
MPT x GHT Connection
Temperature Range: Up to 248°F (120°C), Maximum Pressure: 125 PSI
• NSF/ANSI Standard 61 & 372 Certified
• 0871-05NL is 1/2" MPT or Solder

NO LEAD <0.25% Pb by weighted avg.

Part No.	Size	Quantity L1	Quantity L2
0871-05NL	1/2" x 3/4"	10	100
0871-07NL	3/4"	10	100

Angled Brass, Seat Material: Nitrile Rubber, Stem Packing Material: Nitrile Rubber, Tee Handle
MPT Connection
Temperature Range: Up to 160°F (71°C), Maximum Pressure: 125 PSI
• NSF/ANSI Standard 61 & 372 Certified

NO LEAD <0.25% Pb by weighted avg.

Part No.	Size	Quantity L1	Quantity L2
0874-05NL	1/2"	10	100
0874-07NL	3/4"	10	100

Angled Brass, Seat Material: PTFE, Stem Packing Material: Nitrile Rubber, Tee Handle
MPT x GHT Connection
Temperature Range: Up to 248°F (120°C), Maximum Pressure: 200 PSI
• NSF/ANSI Standard 61 & 372 Certified

NO LEAD <0.25% Pb by weighted avg.

Part No.	Size	Quantity L1	Quantity L2
0852-05NL	1/2" x 3/4"	10	100
0852-07NL	3/4"	10	100

Angled Stainless Steel, Seat Material: PTFE, Stem Packing Material: PTFE, Tee Handle
MPT x GHT Connection
Temperature Range: Up to 248°F (120°C), Maximum Pressure: 200 PSI
• NSF/ANSI Standard 372 Certified

NO LEAD <0.25% Pb by weighted avg.

Part No.	Size	Quantity L1	Quantity L2
SSHB52-05	1/2" x 3/4"	10	100
SSHB52-07	3/4"	10	100

Angled Stainless Steel, Seat Material: PTFE, Stem Packing Material: PTFE, Tee Handle
MPT Connection
Temperature Range: Up to 248°F (120°C), Maximum Pressure: 200 PSI
• NSF/ANSI Standard 372 Certified

NO LEAD <0.25% Pb by weighted avg.

Part No.	Size	Quantity L1	Quantity L2
SSSF52-05	1/2"	10	100
SSSF52-07	3/4"	10	100

BOSHART INDUSTRIES

NO-KINK HOSE BIBBS

Boshart's No-Kink Hose Bibbs are designed with an angled oulet. This allows a garden hose to be attached easily without the risk of a kink being formed.

Angled Brass, Seat Material: Nitrile Rubber, Stem Packing Material: Nitrile Rubber, Brass Plated Tee Handle
MPT x GHT Connection
Temperature Range: Up to 160°F (71°C), Maximum Pressure: 125 PSI
- NSF/ANSI Standard 61 & 372 Certified
- CSA Standard B125.1 Certified
- 0875-05NL has dual 1/2" MPT or 1/2" Copper inlet

NO LEAD <0.25% Pb by weighted avg.

Part No.	Size	Quantity L1	Quantity L2
0875-05NL	1/2" x 3/4"	10	100
0875-07NL	3/4"	10	100

Angled Brass, Seat Material: Nitrile Rubber, Stem Packing Material: Nitrile Rubber, Brass Plated Tee Handle
FPT x GHT Connection
Temperature Range: Up to 160°F (71°C), Maximum Pressure: 125 PSI
- NSF/ANSI Standard 61 & 372 Certified
- CSA Standard B125.1 Certified

Part No.	Size	Quantity L1	Quantity L2
0875F-05NL	1/2" x 3/4"	10	100
0875F-07NL	3/4"	10	100

Angled Brass, Seat Material: Nitrile Rubber, Stem Packing Material: PTFE, Green Epoxy Coated Tee Handle
MPT x GHT Connection
Temperature Range: Up to 160°F (71°C), Maximum Pressure: 125 PSI
- NSF/ANSI Standard 61 & 372 Certified
- CSA Standard B125.1 Certified
- 0875H-05NL has dual 1/2" MPT or 1/2" Copper inlet

Part No.	Size	Quantity L1	Quantity L2
0875H-05NL	1/2" x 3/4"	12	72
0875H-07NL	3/4"	12	72

Angled Brass, Seat Material: Nitrile Rubber, Stem Packing Material: PTFE, Green Epoxy Coated Tee Handle
FPT x GHT Connection
Temperature Range: Up to 160°F (71°C), Maximum Pressure: 125 PSI
- NSF/ANSI Standard 61 & 372 Certified
- CSA Standard B125.1 Certified

NO LEAD <0.25% Pb by weighted avg.

Part No.	Size	Quantity L1	Quantity L2
0875HF-05NL	1/2" x 3/4"	12	72
0875HF-07NL	3/4"	12	72

BRASS SILLCOCKS

Boshart's Brass Sillcocks are ideal for cold water applications.

Angled Brass, Seat Material: Nitrile Rubber, Stem Packing Material: Nitrile Rubber, Black Cast Hand Wheel Handle
FPT x GHT Connection
Temperature Range: Up to 160°F (71°C), Maximum Pressure: 125 PSI
- NSF/ANSI Standard 61 & 372 Certified
- CSA Standard B125.1 Certified

NO LEAD <0.25% Pb by weighted avg.

Part No.	Size	Quantity L1	Quantity L2
0873-05NL	1/2" x 3/4"	12	144
0873-07NL	3/4"	12	144

Angled Brass, Seat Material: Nitrile Rubber, Stem Packing Material: Nitrile Rubber, Black Cast Hand Wheel Handle
CxC x GHT Connection
Temperature Range: Up to 160°F (71°C), Maximum Pressure: 125 PSI
- NSF/ANSI Standard 61 & 372 Certified
- CSA Standard B125.1 Certified

NO LEAD <0.25% Pb by weighted avg.

Part No.	Size	Quantity L1	Quantity L2
0873C-05NL	1/2" x 3/4"	12	144

BOSHART INDUSTRIES

SEDIMENT FAUCETS / BOILER DRAINS

Boshart's Sediment Faucets can be used to flush sediment build-up from pressure tanks. There are two designs, straight and angled, for when connecting a hose is required.

Straight Brass, Seat Material: Nitrile Rubber, Stem Packing Material: Nitrile Rubber, Black Cast Hand Wheel Handle
MPT x GHT Connection
Temperature Range: Up to 180°F (82°C), Maximum Pressure: 125 PSI
- NSF/ANSI 61 & 372 Certified
- CSA Standard B125.1 Certified
- 0853-05NL has dual 1/2" MPT or 1/2" Copper inlet

Part No.	Size	Quantity L1	Quantity L2
0853-05NL	1/2" x 3/4"	10	100
0853-07NL	3/4"	10	100

Straight Brass, Seat Material: Nitrile Rubber, Stem Packing Material: Nitrile Rubber, Black Cast Hand Wheel Handle
FPT x GHT Connection
Temperature Range: Up to 180°F (82°C), Maximum Pressure: 125 PSI
- NSF/ANSI 61 & 372 Certified
- CSA Standard B125.1 Certified

Part No.	Size	Quantity L1	Quantity L2
0853F-05NL	1/2" x 3/4"	10	100
0853F-07NL	3/4"	10	100

Straight Brass, Seat Material: Nitrile Rubber, Stem Packing Material: Nitrile Rubber, Black Cast Hand Wheel Handle
MPT x GHT Connection
Temperature Range: Up to 180°F (82°C), Maximum Pressure: 125 PSI
- NSF / ANSI 61 & 372 Certified
- CSA B125.1 Certified
- 0851-05 has dual 1/2" MPT or 1/2" Copper inlet

Part No.	Size	Quantity L1	Quantity L2
0851-05	1/2" x 3/4"	10	100
0851-07	3/4"	10	100

Straight Brass, Seat Material: Nitrile Rubber, Stem Packing Material: Nitrile Rubber, Black Cast Hand Wheel Handle
Crimp PEX or MPT x GHT Connection
Temperature Range: Up to 180°F (82°C), Maximum Pressure: 125 PSI
- NSF/ANSI 61 & 372 Certified
- CSA Standard B125.1 Certified

Part No.	Size	Quantity L1	Quantity L2
0851P-05NL	1/2" x 3/4"	10	100

Straight Brass, Seat Material: Nitrile Rubber, Stem Packing Material: Nitrile Rubber, Blue Triangular Handle
MPT x GHT Connection
Temperature Range: Up to 160°F (71°C), Maximum Pressure: 125 PSI
- NSF/ANSI 372 Certified
- CSA Standard B125.1 Certified

Part No.	Size	Quantity L1	Quantity L2
0845SF-05NL	1/2" x 3/4"	10	100
0845SF-07NL	3/4"	10	100

Angled Brass, Seat Material: Nitrile Rubber, Stem Packing Material: Nitrile Rubber, Blue Triangular Handle
MPT x GHT Connection
Temperature Range: Up to 160°F (71°C), Maximum Pressure: 125 PSI
- NSF/ANSI 372 Certified
- CSA Standard B125.1 Certified

Part No.	Size	Quantity L1	Quantity L2
0845SFA-05NL	1/2" x 3/4"	12	144
0845SFA-07NL	3/4"	12	144

Straight Brass, Seat Material: Nitrile Rubber, Stem Packing Material: Nitrile Rubber, Zinc Plated Handle
MPT x GHT Connection
Temperature Range: Up to 160°F (71°C), Maximum Pressure: 125 PSI
- NSF/ANSI 372 Certified
- CSA Standard B125.1 Certified

Part No.	Size	Quantity L1	Quantity L2
0846SF-05NL	1/2" x 3/4"	10	100
0846SF-07NL	3/4"	10	100

Contact your sales rep for any further information

Toll Free: 1-800-561-3164

boshart.com

BOSHART INDUSTRIES

STOP / STOP & WASTE VALVES

Boshart's Stop / Stop & Waste Valves are excellent for anywhere a compact, economical shut off is required. These come in two options, with a drain hole and cap and without the drain.

Stop Brass, Seat Material: Nitrile Rubber, Black Cast Hand Wheel Handle
FPT Connection
Temperature Range: Up to 180°F (82°C), Maximum Pressure: 125 PSI
• NSF/ANSI 61 & 372 Certified
• CSA Standard B125.1 Certified

NO LEAD <0.25% Pb by weighted avg.

Part No.	Size	Quantity L1	Quantity L2
0843-05NL	1/2"	10	100
0843-07NL	3/4"	10	100

Stop Brass, Seat Material: Nitrile Rubber, Black Cast Hand Wheel Handle
CxC Connection
Temperature Range: Up to 180°F (82°C), Maximum Pressure: 125 PSI
• NSF/ANSI 61 & 372 Certified
• CSA Standard B125.1 Certified

Part No.	Size	Quantity L1	Quantity L2
0843C-05NL	1/2"	10	100
0843C-07NL	3/4"	10	100

Stop & Waste Brass, Seat Material: Nitrile Rubber, Black Cast Hand Wheel Handle
FPT Connection
Temperature Range: Up to 180°F (82°C), Maximum Pressure: 125 PSI
• NSF/ANSI 61 & 372 Certified
• CSA Standard B125.1 Certified

NO LEAD <0.25% Pb by weighted avg.

Part No.	Size	Quantity L1	Quantity L2
0844-05NL	1/2"	10	100
0844-07NL	3/4"	10	100

Stop & Waste Brass, Seat Material: Nitrile Rubber, Black Cast Hand Wheel Handle
CxC Connection
Temperature Range: Up to 180°F (82°C), Maximum Pressure: 125 PSI
• NSF/ANSI 61 & 372 Certified
• CSA Standard B125.1 Certified

NO LEAD <0.25% Pb by weighted avg.

Part No.	Size	Quantity L1	Quantity L2
0844C-05NL	1/2"	10	100
0844C-07NL	3/4"	10	100

Stop & Waste Brass, Seat Material: Nitrile Rubber, Black Cast Hand Wheel Handle
Comp Connection
Temperature Range: Up to 180°F (82°C), Maximum Pressure: 125 PSI
• NSF/ANSI 61 & 372 Certified
• CSA Standard B125.1 Certified
Note: Can be used to make connections between Copper, Brass, Aluminum, Plastic, CPVC & Pex tubing. Not recommended for use with steel tubing, designed for use with tube manufactured to CTS-OD tubing.

Part No.	Size	Quantity L1	Quantity L2
0844CPR-05NL	1/2"	10	100
0844CPR-07NL	3/4"	10	100

CHROME PLATED NON-FREEZE LAWN FAUCETS

Boshart's Non-Freeze Lawn Faucets get installed through a wall and allow the water to drain back out of the valve so it won't freeze in the winter. This prevents winterizing and allows outdoor access to water year round.

Without Self Draining Vacuum Breaker Seat Material: Nitrile Rubber, Black Cast Hand Wheel Handle
MPT or Copper x GHT Connection
Temperature Range: Up to 120°F (49°C), Maximum Pressure: 125 PSI
• NSF/ANSI Standard 61 & 372 Certified
• CSA Standard B125.1 Certified

Part No.	Size	Length	Quantity L1	Quantity L2
0861-080NL	1/2" x 3/4"	8"	2	40
0861-100NL	1/2" x 3/4"	10"	2	40
0861-120NL	1/2" x 3/4"	12"	2	40
0861-140NL	1/2" x 3/4"	14"	2	40

BOSHART INDUSTRIES

CHROME PLATED NON-FREEZE LAWN FAUCETS

With Self Draining Vacuum Breaker Seat Material: Viton, Black Cast Hand Wheel Handle
MPT or Copper x GHT Connection
Temperature Range: Up to 140°F (60°C), Maximum Pressure: 125 PSI
- 1/4 turn
- NSF/ANSI Standard 61 & 372 Certified
- CSA Standard B125.1 Certified
- ASSE Standard 1019 Certified

Part No.	Size	Length	Quantity L1	Quantity L2
08QTWH05-040NL	1/2" x 3/4"	4"	2	40
08QTWH05-060NL	1/2" x 3/4"	6"	2	40
08QTWH05-080NL	1/2" x 3/4"	8"	2	40
08QTWH05-100NL	1/2" x 3/4"	10"	2	40
08QTWH05-120NL	1/2" x 3/4"	12"	2	40
08QTWH05-140NL	1/2" x 3/4"	14"	2	40

With Self Draining Vacuum Breaker Seat Material: Viton, Black Cast Hand Wheel Handle
PEX x GHT Connection
Temperature Range: Up to 140°F (60°C), Maximum Pressure: 125 PSI
- 1/4 turn
- NSF/ANSI Standard 61 & 372 Certified
- CSA Standard B125.1 Certified
- ASSE Standard 1019 Certified

08QTWH05P-080NL	1/2" x 3/4"	8"	2	40
08QTWH05P-100NL	1/2" x 3/4"	10"	2	40
08QTWH05P-120NL	1/2" x 3/4"	12"	2	40
08QTWH05P-140NL	1/2" x 3/4"	14"	2	40

With Self Draining Vacuum Breaker Seat Material: Viton, Black Cast Hand Wheel Handle
MPT or FPT x GHT Connection
Temperature Range: Up to 140°F (60°C), Maximum Pressure: 125 PSI
- 1/4 turn
- NSF/ANSI Standard 61 & 372 Certified
- CSA Standard B125.1 Certified
- ASSE Standard 1019 Certified

Pb NO LEAD <0.25% Pb by weighted avg.

08QTWH07-100NL	3/4" or 1/2" x 3/4"	10"	2	40
08QTWH07-120NL	3/4" or 1/2" x 3/4"	12"	2	40
08QTWH07-140NL	3/4" or 1/2" x 3/4"	14"	2	40

With Self Draining Vacuum Breaker Seat Material: Nitrile Rubber,
Black Cast Hand Wheel Handle
MPT or Copper x GHT Connection
Temperature Range: Up to 140°F (60°C), Maximum Pressure: 125 PSI

0865-040	1/2" x 3/4"	4"	2	40
0865-060	1/2" x 3/4"	6"	2	40
0865-080	1/2" x 3/4"	8"	2	40
0865-100	1/2" x 3/4"	10"	2	40
0865-120	1/2" x 3/4"	12"	2	40
0865-140	1/2" x 3/4"	14"	2	40
0865-160	1/2" x 3/4"	16"	2	40
0865-180	1/2" x 3/4"	18"	2	40
0865-200	1/2" x 3/4"	20"	2	40
0865-220	1/2" x 3/4"	22"	2	40
0865-240	1/2" x 3/4"	24"	2	40

With Self Draining Vacuum Breaker Seat Material: Nitrile Rubber,
Black Cast Hand Wheel Handle
MPT or Copper x GHT Connection
Temperature Range: Up to 140°F (60°C), Maximum Pressure: 125 PSI
- NSF/ANSI Standard 61 & 372 Certified
- CSA Standard B125.1 Certified
- ASSE Standard 1019 Certified

Pb NO LEAD <0.25% Pb by weighted avg.

0865-040NL	1/2" x 3/4"	4"	2	40
0865-060NL	1/2" x 3/4"	6"	2	40
0865-080NL	1/2" x 3/4"	8"	2	40
0865-100NL	1/2" x 3/4"	10"	2	40
0865-120NL	1/2" x 3/4"	12"	2	40
0865-140NL	1/2" x 3/4"	14"	2	40

BOSHART INDUSTRIES

CHROME PLATED NON-FREEZE LAWN FAUCETS

With Self Draining Vacuum Breaker Seat Material: Nitrile Rubber, Black Cast Hand Wheel Handle
PEX x GHT Connection
Temperature Range: Up to 140°F (60°C), Maximum Pressure: 125 PSI

Part No.	Size	Length	Quantity L1	Quantity L2
0865P-040	1/2" x 3/4"	4"	2	40
0865P-060	1/2" x 3/4"	6"	2	40
0865P-080	1/2" x 3/4"	8"	2	40
0865P-100	1/2" x 3/4"	10"	2	40
0865P-120	1/2" x 3/4"	12"	2	40
0865P-140	1/2" x 3/4"	14"	2	40

With Self Draining Vacuum Breaker Seat Material: Nitrile Rubber, Black Cast Hand Wheel Handle
PEX x GHT Connection
Temperature Range: Up to 140°F (60°C), Maximum Pressure: 125 PSI
- NSF/ANSI Standard 61 & 372 Certified
- CSA Standard B125.1 Certified
- ASSE Standard 1019 Certified

NO LEAD <0.25% Pb by weighted avg.

Part No.	Size	Length	Quantity L1	Quantity L2
0865P-040NL	1/2" x 3/4"	4"	2	40
0865P-060NL	1/2" x 3/4"	6"	2	40
0865P-080NL	1/2" x 3/4"	8"	2	40
0865P-100NL	1/2" x 3/4"	10"	2	40
0865P-120NL	1/2" x 3/4"	12"	2	40
0865P-140NL	1/2" x 3/4"	14"	2	40

VACUUM BREAKERS

Vacuum Breakers install easily to any 3/4" hose faucet to provide back-siphonage protection. They feature a break-away set screw to make a permanent vandal-proof installation.
- CSA Standard B64.2 Certified
- ASSE Standard 1011 Certified

Manual Draining Brass,
FGHT x MGHT Connection
Temperature Range: Up to 180°F (82°C), Maximum Pressure: 125 PSI

Part No.	Size	Quantity L1	Quantity L2
0881-07	3/4"	10	200

Manual Draining Brass,
FGHT x MGHT Connection
Temperature Range: Up to 180°F (82°C), Maximum Pressure: 125 PSI

NO LEAD <0.25% Pb by weighted avg.

Part No.	Size	Quantity L1	Quantity L2
0881-07NL	3/4"	10	200

Auto Draining Brass,
FGHT x MGHT Connection
Temperature Range: Up to 180°F (82°C), Maximum Pressure: 125 PSI
Self-drains when all hose attachments are removed, protecting the valve or faucet from freezing in colder weather.

NO LEAD <0.25% Pb by weighted avg.

Part No.	Size	Quantity L1	Quantity L2
0882-07NL	3/4"	10	200

BOSHART INDUSTRIES

CHROME PLATED SUPPLY STOPS

Supply stops are an excellent low pressure shut off valve generally found at the appliance. They come in different connections and configurations to meet all needs.

Seat Material: PTFE, Stem Packing Material: EPDM,
Temperature Range: Up to 180°F (82°C), Maximum Pressure: 125 PSI

- 1/4 Turn
- NSF/ANSI Standard 61 & 372 Certified
- CSA Standard B125.1 Certified
- Connections conform to the following standards
  - Threads ANSI/ASME B1.20.1
  - CxC ANSI B16.18
  - CPVC ASTM D2846
  - PEX ASTM F1807
  - Push Fit ASSE 1061
  - Compression SAE J512
  - Cold Expansion ASTM F1960

Part No.	Size	Connection Type	Quantity L1	Quantity L2
Angled				
08SVA-03FNL	3/8"	FPT x Comp	20	240
08SVA-05CEPNL	1/2" x 3/8"	Cold Expansion x Comp	20	240
08SVA-05CNL	1/2" x 3/8"	Copper x Comp	20	240
08SVA-05FNL	1/2" x 3/8"	FPT x Comp	20	240
08SVA-05PF02CPNL	1/2" x 1/4"	Push Fit x Comp	20	240
08SVA-05PFNL	1/2" x 3/8"	Push Fit x Comp	20	240
08SVA-05PNL	1/2" x 3/8"	PEX x Comp	20	240
08SVA-05VNL	1/2" x 3/8"	CPVC x Comp	20	240
08SVA-58CPNL	5/8" x 3/8"	Comp	20	240

Dual Outlet				
08SVD-05F03CPNL	1/2" x 3/8" x 3/8"	FPT x Comp	20	240
08SVD-58CP03CPNL	5/8" x 3/8" x 3/8"	Comp	20	240

Dual Outlet Dual Shut-Off				
08SVDD-05F03CPNL	1/2" x 3/8"	FPT x Comp	10	120
08SVDD-58CP03CPNL	5/8" x 3/8"	Comp	10	120

Straight				
08SVS-03FNL	3/8"	FPT x Comp	20	240
08SVS-05CEPNL	1/2" x 3/8"	Cold Expansion x Comp	20	240
08SVS-05CNL	1/2" x 3/8"	Copper x Comp	20	240
08SVS-05FNL	1/2" x 3/8"	FPT x Comp	20	240
08SVS-05P05PNL	1/2"	PEX	20	240
08SVS-05PFNL	1/2" x 3/8"	Push Fit x Comp	20	240
08SVS-05PNL	1/2" x 3/8"	PEX x Comp	20	240
08SVS-05VNL	1/2" x 3/8"	CPVC x Comp	20	240
08SVS-58CPNL	5/8" x 3/8"	Comp	20	240
08SVS-RFNL	3/8"	Female Comp Swivel x Comp	20	240

Tee				
08SVT-05PF02CPNL	1/2" x 1/4"	Push Fit x Comp	10	120
08SVT-05PFNL	1/2" x 3/8"	Push Fit x Comp	10	120

NO LEAD <0.25% Pb by weighted avg.

BOSHART INDUSTRIES

ICE MAKER CHROME PLATED SUPPLY STOPS

Supply stops are an excellent low pressure shut off valve generally found at appliances. They come in different connections and configurations to meet all needs.

Temperature Range: Up to 180°F (82°C), Maximum Pressure: 125 PSI

- 1/4 Turn
- NSF/ANSI Standard 61 & 372 Certified
- CSA Standard B125.1 Certified
- Connections conform to the following standards
  - Threads ANSI/ASME B1.20.1
  - CxC ANSI B16.18
  - Crimp PEX08sva end conform to ASTM F1807
  - Compression SAE J512

Part No.	Size	Quantity L1	Quantity L2
Ice Maker Copper x Comp			
08SVA-05C02CPNL	1/2" x 1/4"	20	240
Ice Maker FPT x Comp			
08SVA-05F02CPNL	1/2" x 1/4"	20	240

Part No.	Size	Quantity L1	Quantity L2
Ice Maker Crimp PEX x Compression			
08SVA-05P02CPNL	1/2" x 1/4"	20	240
Ice Maker Comp			
08SVA-58CP02CPNL	5/8" x 1/4"	20	240

WASHING MACHINE CHROME PLATED SUPPLY STOPS

Supply stops are an excellent low pressure shut off valve generally found at appliances. They come in different connections and configurations to meet all needs. These washing machine valves have color coded handles for hot and cold water supplies.

Pb NO LEAD <0.25% Pb by weighted avg.

Temperature Range: Up to 180°F (82°C), Maximum Pressure: 125 PSI

- 1/4 Turn
- NSF/ANSI Standard 61 & 372 Certified
- CSA Standard B125.1 Certified
- Connections conform to the following standards
  - Threads ANSI/ASME B1.20.1
  - CxC ANSI B16.18
  - Crimp PEX end conforms to ASTM F1807
  - Compression SAE J512

Part No.	Size	Quantity L1	Quantity L2
Angled Blue Plastic Handle MPT or Comp x GHT			
08SVAWMB-05MNL	1/2" x 3/4"	20	240
Angled Blue Plastic Handle Crimp PEX x GHT			
08SVAWMB-05PNL	1/2" x 3/4"	20	240
Angled Blue Plastic Handle CPR x GHT			
08SVAWMB-58CPNL	5/8" x 3/4"	20	240

Part No.	Size	Quantity L1	Quantity L2
Angled Red Plastic Handle MPT or Comp x GHT			
08SVAWMR-05MNL	1/2" x 3/4"	20	240
Angled Red Plastic Handle Crimp PEX x GHT			
08SVAWMR-05PNL	1/2" x 3/4"	20	240
Angled Red Plastic Handle CPR x GHT			
08SVAWMR-58CPNL	5/8" x 3/4"	20	240

SECTION 3

FITTINGS & NIPPLES, COMPRESSION & FLARE

A wide range of pipe fittings to suit system requirements in residential and commercial applications

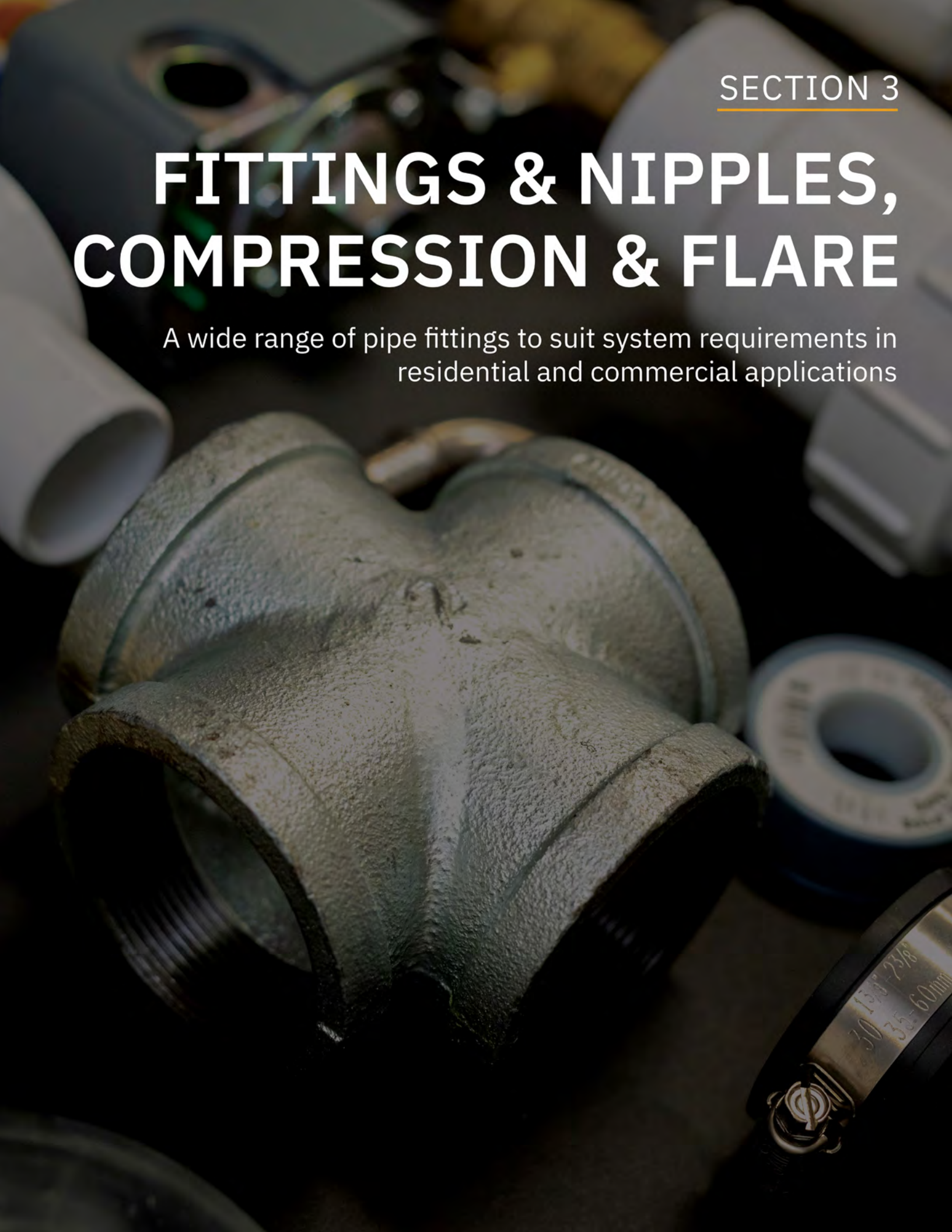

BOSHART INDUSTRIES

INDEX

Product Line	Page
Class 150 Malleable Iron Fittings	1
Class 300 Malleable Iron Fittings	10
Schedule 40 Malleable Pipe Nipples & Ready Cut Pipe	14
Schedule 80 Malleable Pipe Nipples	19
Schedule 40 Nipple Assortments	21
Ready Cut Pipe Racks	22
Galvanized Compression (Dresser) Couplings	23
Merchant Couplings	23
Malleable Iron Merchant Pipe Fittings	25
Cast Iron Companion Flanges	27
Companion Flange Bolt/Gasket Kits	28
Class 125 Cast Bronze Fittings	29
Class 125 No Lead Cast Bronze Fittings	31
Brass Nipples & Ready Cut Pipe	36
Solder & Drop Ear Fittings	38
Class 150 Bronze Companion Flanges	39
Class 150 Stainless Fittings	40
Schedule 40 Stainless Steel Nipples	49
Flare Fittings	54
Compression Fittings	57
Hose Barb Fittings	60
Garden Hose Fittings	62
Hose Menders	64
Combination Nipples	65
Gas Appliance Connectors	65
Tubing & Hose	68
Wall Mount / Floor Stand Frames	69
Dielectric Unions	71
Gray Magic Pipe Thread Compound	71
Thread Seal Tape	72
Push Fit Fittings	73
Plastic Quick Connect Fittings	76
Twistloc Fittings	77
PEX Fittings	79

BOSHART INDUSTRIES

CLASS 150 BLACK MALLEABLE IRON FITTINGS

- Material Specifications
  - ANSI/ASTM A197 Cupola Malleable Iron Castings
- Dimensional Specifications
  - ANSI/ASME B16.3 Threaded Fittings
  - ANSI/ASME B16.14 Threaded Plugs, Bushings & Locknuts
  - ANSI/ASME B16.39 Threaded Unions
- Thread Specifications
  - ANSI/ASME B1.20.1 Pipe Threads
- UL Manufactured
- FM Standard 1920
- CRNs are available

Bushing - MPT x FPT
† Inside Head * Octagon Head

Part No.	Size	Quantity L1	Quantity L2
2-BLB-0201	1/4" x 1/8"	100	1200
2-BLB-0301	3/8" x 1/8"	100	600
2-BLB-0302	3/8" x 1/4"	100	600
2-BLB-0501	1/2" x 1/8"	150	600
2-BLB-0502	1/2" x 1/4"	100	600
2-BLB-0503	1/2" x 3/8"	100	600
2-BLB-0701	3/4" x 1/8"	50	300
2-BLB-0702	3/4" x 1/4"	50	300
2-BLB-0703	3/4" x 3/8"	50	300
2-BLB-0705	3/4" x 1/2"	50	300
2-BLB-1001 †	1" x 1/8"	50	200
2-BLB-1002 †	1" x 1/4"	50	200
2-BLB-1003 †	1" x 3/8"	50	200
2-BLB-1005	1" x 1/2"	50	200
2-BLB-1007	1" x 3/4"	50	200
2-BLB-1202 †	1-1/4" x 1/4"	30	120
2-BLB-1203 †	1-1/4" x 3/8"	30	120
2-BLB-1205 †	1-1/4" x 1/2"	30	120
2-BLB-1207	1-1/4" x 3/4"	30	120
2-BLB-1210	1-1/4" x 1"	30	120
2-BLB-1501 †	1-1/2" x 1/8"	25	75
2-BLB-1502 †	1-1/2" x 1/4"	25	75
2-BLB-1503 †	1-1/2" x 3/8"	25	75
2-BLB-1505 †	1-1/2" x 1/2"	25	75
2-BLB-1507 †	1-1/2" x 3/4"	25	75
2-BLB-1510	1-1/2" x 1"	25	75
2-BLB-1512	1-1/2" x 1-1/4"	25	75
2-BLB-2002 †	2" x 1/4"	20	60
2-BLB-2003 †	2" x 3/8"	20	60
2-BLB-2005 †	2" x 1/2"	20	60
2-BLB-2007 †	2" x 3/4"	20	60
2-BLB-2010 †	2" x 1"	20	60
2-BLB-2012 *	2" x 1-1/4"	20	60
2-BLB-2015 *	2" x 1-1/2"	20	60
2-BLB-2505 †	2-1/2" x 1/2"	50	
2-BLB-2507	2-1/2" x 3/4"	50	
2-BLB-2510 †	2-1/2" x 1"	24	
2-BLB-2512 †	2-1/2" x 1-1/4"	24	
2-BLB-2515 *	2-1/2" x 1-1/2"	28	
2-BLB-2520 *	2-1/2" x 2"	32	
2-BLB-3005 †	3" x 1/2"	20	
2-BLB-3007 †	3" x 3/4"	20	
2-BLB-3010 †	3" x 1"	20	
2-BLB-3012 †	3" x 1-1/4"	20	
2-BLB-3015 †	3" x 1-1/2"	20	
2-BLB-3020 *	3" x 2"	20	
2-BLB-3025 *	3" x 2-1/2"	20	
2-BLB-3520 †	3 1/2" x 2"	10	
2-BLB-3530 *	3" 1/2" x 3"	10	
2-BLB-4007	4" x 3/4"	10	
2-BLB-4010 †	4" x 1"	10	
2-BLB-4012 †	4" x 1-1/4"	10	
2-BLB-4015 †	4" x 1-1/2"	10	
2-BLB-4020 †	4" x 2"	10	
2-BLB-4025 †	4" x 2-1/2"	10	
2-BLB-4030	4" x 3"	10	
2-BLB-5020 †	5" x 2"	10	
2-BLB-5030 †	5" x 3"	5	10
2-BLB-5040 *	5" x 4"	5	10
2-BLB-6030 †	6" x 3"	8	
2-BLB-6040 *	6" x 4"	8	
2-BLB-6050 *	6" x 5"	8	

Cap - FPT

Part No.	Size	Quantity L1	Quantity L2
2-BLCA-01	1/8"	100	1200
2-BLCA-02	1/4"	200	800
2-BLCA-03	3/8"	50	600
2-BLCA-05	1/2"	50	300
2-BLCA-07	3/4"	40	240
2-BLCA-10	1"	50	200
2-BLCA-12	1-1/4"	25	100
2-BLCA-15	1-1/2"	25	75
2-BLCA-20	2"	18	54
2-BLCA-25	2-1/2"	30	
2-BLCA-30	3"	20	
2-BLCA-40	4"	14	
2-BLCA-50	5"	4	
2-BLCA-60	6"	2	

Coupling - FPT

Part No.	Size	Quantity L1	Quantity L2
2-BLC-01	1/8"	60	720
2-BLC-02	1/4"	40	480
2-BLC-03	3/8"	50	300
2-BLC-05	1/2"	60	240
2-BLC-07	3/4"	50	150
2-BLC-10	1"	25	75
2-BLC-12	1-1/4"	32	64
2-BLC-15	1-1/2"	18	36
2-BLC-20	2"	12	24
2-BLC-25	2-1/2"	16	
2-BLC-30	3"	12	
2-BLC-40	4"	7	
2-BLC-50	5"	4	
2-BLC-60	6"	2	

BOSHART INDUSTRIES

CLASS 150 BLACK MALLEABLE IRON FITTINGS

Reducing Coupling - FPT

Part No.	Size	Quantity L1	Quantity L2
2-BLRC-0201	1/4" x 1/8"	35	420
2-BLRC-0301	3/8" x 1/8"	30	360
2-BLRC-0302	3/8" x 1/4"	30	360
2-BLRC-0501	1/2" x 1/8"	50	300
2-BLRC-0502	1/2" x 1/4"	50	300
2-BLRC-0503	1/2" x 3/8"	40	240
2-BLRC-0701	3/4" x 1/8"	30	180
2-BLRC-0702	3/4" x 1/4"	30	180
2-BLRC-0703	3/4" x 3/8"	30	180
2-BLRC-0705	3/4" x 1/2"	60	180
2-BLRC-1002	1" x 1/4"	40	120
2-BLRC-1003	1" x 3/8"	40	120
2-BLRC-1005	1" x 1/2"	25	100
2-BLRC-1007	1" x 3/4"	25	100
2-BLRC-1203	1-1/4" x 3/8"	25	75
2-BLRC-1205	1-1/4" x 1/2"	25	75
2-BLRC-1207	1-1/4" x 3/4"	25	75
2-BLRC-1210	1-1/4" x 1"	20	60
2-BLRC-1503	1-1/2" x 3/8"	20	60
2-BLRC-1505	1-1/2" x 1/2"	20	60
2-BLRC-1507	1-1/2" x 3/4"	30	60
2-BLRC-1510	1-1/2" x 1"	25	50
2-BLRC-1512	1-1/2" x 1-1/4"	24	48
2-BLRC-2003	2" x 3/8"	21	42
2-BLRC-2005	2" x 1/2"	21	42
2-BLRC-2007	2" x 3/4"	21	42
2-BLRC-2010	2" x 1"	21	42
2-BLRC-2012	2" x 1-1/4"	14	28
2-BLRC-2015	2" x 1-1/2"	12	24
2-BLRC-2507	2-1/2" x 3/4"	16	
2-BLRC-2510	2-1/2" x 1"	16	
2-BLRC-2512	2-1/2" x 1-1/4"	16	
2-BLRC-2515	2-1/2" x 1-1/2"	16	
2-BLRC-2520	2-1/2" x 2"	20	
2-BLRC-3007	3" x 3/4"	12	
2-BLRC-3010	3" x 1"	12	
2-BLRC-3012	3" x 1-1/4"	12	
2-BLRC-3015	3" x 1-1/2"	12	
2-BLRC-3020	3" x 2"	12	
2-BLRC-3025	3" x 2-1/2"	12	
2-BLRC-4010	4" x 1"	9	
2-BLRC-4012	4" x 1-1/4"	9	
2-BLRC-4015	4" x 1-1/2"	9	
2-BLRC-4020	4" x 2"	9	
2-BLRC-4025	4" x 2-1/2"	9	
2-BLRC-4030	4" x 3"	8	
2-BLRC-5040	5" x 4"	2	
2-BLRC-6030	6" x 3"	2	
2-BLRC-6040	6" x 4"	2	

Cross - FPT

Part No.	Size	Quantity L1	Quantity L2
2-BLCR-01	1/8"	60	180
2-BLCR-02	1/4"	80	240
2-BLCR-03	3/8"	60	120
2-BLCR-05	1/2"	45	90
2-BLCR-07	3/4"	30	60
2-BLCR-10	1"	16	32
2-BLCR-12	1-1/4"	9	18
2-BLCR-15	1-1/2"	8	16
2-BLCR-20	2"	5	10
2-BLCR-25	2-1/2"	6	
2-BLCR-30	3"	4	
2-BLCR-40	4"	2	

45° Elbow - FPT

Part No.	Size	Quantity L1	Quantity L2
2-BLE4-01	1/8"	50	600
2-BLE4-02	1/4"	35	420
2-BLE4-03	3/8"	50	300
2-BLE4-05	1/2"	50	200
2-BLE4-07	3/4"	40	120
2-BLE4-10	1"	20	60
2-BLE4-12	1-1/4"	20	40
2-BLE4-15	1-1/2"	15	30
2-BLE4-20	2"	9	18
2-BLE4-25	2-1/2"	15	
2-BLE4-30	3"	10	
2-BLE4-40	4"	6	
2-BLE4-60	6"	2	

90° Elbow - FPT

Part No.	Size	Quantity L1	Quantity L2
2-BLE-01	1/8"	50	600
2-BLE-02	1/4"	35	420
2-BLE-03	3/8"	45	270
2-BLE-05	1/2"	50	200
2-BLE-07	3/4"	30	90
2-BLE-10	1"	20	60
2-BLE-12	1-1/4"	20	40
2-BLE-15	1-1/2"	10	20
2-BLE-20	2"	8	16
2-BLE-25	2-1/2"	15	
2-BLE-30	3"	10	
2-BLE-40	4"	5	
2-BLE-50	5"	2	
2-BLE-60	6"	2	

BOSHART INDUSTRIES

CLASS 150 BLACK MALLEABLE IRON FITTINGS

Reducing 90° Elbow - FPT

Part No.	Size	Quantity L1	Quantity L2
2-BLRE-0201	1/4" x 1/8"	60	360
2-BLRE-0301	3/8" x 1/8"	60	360
2-BLRE-0302	3/8" x 1/4"	60	360
2-BLRE-0501	1/2" x 1/8"	40	240
2-BLRE-0502	1/2" x 1/4"	40	240
2-BLRE-0503	1/2" x 3/8"	50	200
2-BLRE-0701	3/4" x 1/8"	50	150
2-BLRE-0702	3/4" x 1/4"	50	150
2-BLRE-0703	3/4" x 3/8"	50	150
2-BLRE-0705	3/4" x 1/2"	40	120
2-BLRE-1002	1" x 1/4"	30	90
2-BLRE-1003	1" x 3/8"	30	90
2-BLRE-1005	1" x 1/2"	30	90
2-BLRE-1007	1" x 3/4"	30	90
2-BLRE-1205	1-1/4" x 1/2"	30	60
2-BLRE-1207	1-1/4" x 3/4"	30	60
2-BLRE-1210	1-1/4" x 1"	20	40
2-BLRE-1505	1-1/2" x 1/2"	15	45
2-BLRE-1507	1-1/2" x 3/4"	23	46
2-BLRE-1510	1-1/2" x 1"	20	40
2-BLRE-1512	1-1/2" x 1-1/4"	15	30
2-BLRE-2005	2" x 1/2"	15	30
2-BLRE-2007	2" x 3/4"	15	30
2-BLRE-2010	2" x 1"	14	28
2-BLRE-2012	2" x 1-1/4"	10	20
2-BLRE-2015	2" x 1-1/2"	10	20
2-BLRE-2507	2-1/2" x 3/4"	16	
2-BLRE-2510	2-1/2" x 1"	16	
2-BLRE-2512	2-1/2" x 1-1/4"	15	
2-BLRE-2515	2-1/2" x 1-1/2"	15	
2-BLRE-2520	2-1/2" x 2"	15	
2-BLRE-3010	3" x 1"	10	
2-BLRE-3015	3" x 1-1/2"	10	
2-BLRE-3020	3" x 2"	10	
2-BLRE-3025	3" x 2-1/2"	10	
2-BLRE-4020	4" x 2"	5	
2-BLRE-4025	4" x 2-1/2"	5	
2-BLRE-4030	4" x 3"	5	

45° Street Elbow - FPT x MPT

Part No.	Size	Quantity L1	Quantity L2
2-BLSE4-01	1/8"	50	600
2-BLSE4-02	1/4"	35	420
2-BLSE4-03	3/8"	45	270
2-BLSE4-05	1/2"	100	200
2-BLSE4-07	3/4"	60	120
2-BLSE4-10	1"	30	60
2-BLSE4-12	1-1/4"	20	40
2-BLSE4-15	1-1/2"	15	30
2-BLSE4-20	2"	9	18
2-BLSE4-25	2-1/2"	13	
2-BLSE4-30	3"	8	
2-BLSE4-40	4"	6	

90° Street Elbow - FPT x MPT

Part No.	Size	Quantity L1	Quantity L2
2-BLSE-01	1/8"	50	600
2-BLSE-02	1/4"	35	420
2-BLSE-03	3/8"	40	240
2-BLSE-05	1/2"	60	180
2-BLSE-07	3/4"	30	90
2-BLSE-10	1"	30	60
2-BLSE-12	1-1/4"	20	40
2-BLSE-15	1-1/2"	13	26
2-BLSE-20	2"	7	14
2-BLSE-25	2-1/2"	12	
2-BLSE-30	3"	8	
2-BLSE-40	4"	4	

Extension Piece - FPT x MPT

Part No.	Size	Quantity L1	Quantity L2
2-BLXP-05	1/2"	50	300
2-BLXP-07	3/4"	60	180
2-BLXP-10	1"	45	90
2-BLXP-12	1-1/4"	60	60
2-BLXP-15	1-1/2"	35	35
2-BLXP-20	2"	15	30

Floor Flange - FPT

Part No.	Size	Quantity L1	Quantity L2
2-BLFF-05	1/2"	25	100
2-BLFF-07	3/4"	20	80
2-BLFF-10	1"	20	60
2-BLFF-12	1-1/4"	15	45
2-BLFF-15	1-1/2"	12	36
2-BLFF-20	2"	8	24

Locknut - FPT

Part No.	Size	Quantity L1	Quantity L2
2-BLLN-05	1/2"	100	600
2-BLLN-07	3/4"	50	300
2-BLLN-10	1"	60	240
2-BLLN-12	1-1/4"	30	120
2-BLLN-15	1-1/2"	25	100

BOSHART INDUSTRIES

CLASS 150 BLACK MALLEABLE IRON FITTINGS

Plug - MPT

Part No.	Size	Quantity L1	Quantity L2
2-BLP-01	1/8"	90	1080
2-BLP-02	1/4"	75	900
2-BLP-03	3/8"	45	540
2-BLP-05	1/2"	40	480
2-BLP-07	3/4"	25	300
2-BLP-10	1"	40	160
2-BLP-12	1-1/4"	25	100
2-BLP-15	1-1/2"	24	72
2-BLP-20	2"	15	45
2-BLP-25	2-1/2"	40	
2-BLP-30	3"	30	
2-BLP-40	4"	8	
2-BLP-50	5"	10	
2-BLP-60	6"	2	8

Bar Plug - MPT

2-BLP-50-BAR	5"	10	

Solid Plug - MPT

2-BLPS-01	1/8"	90	1080
2-BLPS-02	1/4"	75	900
2-BLPS-03	3/8"	45	540
2-BLPS-05	1/2"	40	480
2-BLPS-07	3/4"	25	300
2-BLPS-10	1"	40	160
2-BLPS-12	1-1/4"	25	100
2-BLPS-15	1-1/2"	24	72
2-BLPS-20	2"	15	45
2-BLPS-25	2-1/2"	30	
2-BLPS-30	3"	20	
2-BLPS-40	4"	8	

Tee - FPT

2-BLT-01	1/8"	75	450
2-BLT-02	1/4"	50	300
2-BLT-03	3/8"	45	180
2-BLT-05	1/2"	40	120
2-BLT-07	3/4"	35	70
2-BLT-10	1"	20	40
2-BLT-12	1-1/4"	14	28
2-BLT-15	1-1/2"	11	22
2-BLT-20	2"	6	12
2-BLT-25	2-1/2"	14	
2-BLT-30	3"	6	
2-BLT-40	4"	4	
2-BLT-50	5"	2	
2-BLT-60	6"	2	

Reducing Tee - FPT

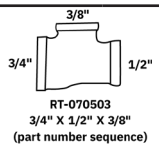

Part No.	Size	Quantity L1	Quantity L2
2-BLRT-020201	1/4" x 1/4" x 1/8"	45	180
2-BLRT-030301	3/8" x 3/8" x 1/8"	45	180
2-BLRT-030302	3/8" x 3/8" x 1/4"	45	180
2-BLRT-050501	1/2" x 1/2" x 1/8"	50	200
2-BLRT-050502	1/2" x 1/2" x 1/4"	50	200
2-BLRT-050503	1/2" x 1/2" x 3/8"	45	180
2-BLRT-050507	1/2" x 1/2" x 3/4"	45	90
2-BLRT-050510	1/2" x 1/2" x 1"	30	60
2-BLRT-070505	3/4" x 1/2" x 1/2"	45	90
2-BLRT-070507	3/4" x 1/2" x 3/4"	45	90
2-BLRT-070510	3/4" x 1/2" x 1"	25	50
2-BLRT-070702	3/4" x 3/4" x 1/4"	50	100
2-BLRT-070703	3/4" x 3/4" x 3/8"	30	120
2-BLRT-070705	3/4" x 3/4" x 1/2"	45	90
2-BLRT-070710	3/4" x 3/4" x 1"	25	50
2-BLRT-100505	1" x 1/2" x 1/2"	30	60
2-BLRT-100507	1" x 1/2" x 3/4"	25	50
2-BLRT-100510	1" x 1/2" x 1"	30	60
2-BLRT-100705	1" x 3/4" x 1/2"	25	50
2-BLRT-100707	1" x 3/4" x 3/4"	25	50
2-BLRT-100710	1" x 3/4" x 1"	25	50
2-BLRT-101002	1" x 1" x 1/4"	30	60
2-BLRT-101003	1" x 1" x 3/8"	35	70
2-BLRT-101005	1" x 1" x 1/2"	35	70
2-BLRT-101007	1" x 1" x 3/4"	30	60
2-BLRT-101012	1" x 1" x 1-1/4"	18	36
2-BLRT-101015	1" x 1" x 1-1/2"	13	26
2-BLRT-101020	1" x 1" x 2"	9	18
2-BLRT-120505	1-1/4" x 1/2" x 1/2"	18	36
2-BLRT-120507	1-1/4" x 1/2" x 3/4"	18	36
2-BLRT-120510	1-1/4" x 1/2" x 1"	18	36
2-BLRT-120512	1-1/4" x 1/2" x 1-1/4"	9	36
2-BLRT-120705	1-1/4" x 3/4" x 1/2"	18	36
2-BLRT-120707	1-1/4" x 3/4" x 3/4"	18	36
2-BLRT-120710	1-1/4" x 3/4" x 1"	18	36
2-BLRT-120712	1-1/4" x 3/4" x 1-1/4"	18	36
2-BLRT-121005	1-1/4" x 1" x 1/2"	18	36
2-BLRT-121007	1-1/4" x 1" x 3/4"	18	36
2-BLRT-121010	1-1/4" x 1" x 1"	18	36
2-BLRT-121012	1-1/4" x 1" x 1-1/4"	18	36
2-BLRT-121015	1-1/4" x 1" x 1-1/2"	16	32
2-BLRT-121202	1-1/4" x 1-1/4" x 1/4"	16	32
2-BLRT-121203	1-1/4" x 1-1/4" x 3/8"	16	32
2-BLRT-121205	1-1/4" x 1-1/4" x 1/2"	18	36
2-BLRT-121207	1-1/4" x 1-1/4" x 3/4"	18	36
2-BLRT-121210	1-1/4" x 1-1/4" x 1"	18	36
2-BLRT-121215	1-1/4" x 1-1/4" x 1-1/2"	11	22
2-BLRT-121220	1-1/4" x 1-1/4" x 2"	8	16
2-BLRT-150507	1-1/2" x 1/2" x 3/4"	15	30
2-BLRT-150510	1-1/2" x 1/2" x 1"	13	26
2-BLRT-150512	1-1/2" x 1/2" x 1-1/4"	13	26
2-BLRT-150515	1-1/2" x 1/2" x 1-1/2"	13	26
2-BLRT-150705	1-1/2" x 3/4" x 1/2"	13	26
2-BLRT-150707	1-1/2" x 3/4" x 3/4"	13	26
2-BLRT-150712	1-1/2" x 3/4" x 1-1/4"	11	22
2-BLRT-150715	1-1/2" x 3/4" x 1-1/2"	13	26
2-BLRT-151007	1-1/2" x 1" x 3/4"	18	36
2-BLRT-151010	1-1/2" x 1" x 1"	13	26
2-BLRT-151012	1-1/2" x 1" x 1-1/4"	11	22
2-BLRT-151015	1-1/2" x 1" x 1-1/2"	13	26
2-BLRT-151205	1-1/2" x 1-1/4" x 1/2"	11	22

BOSHART INDUSTRIES

CLASS 150 BLACK MALLEABLE IRON FITTINGS

Part No.	Size	Quantity L1	Quantity L2
2-BLRT-151207	1-1/2" x 1-1/4" x 3/4"	11	22
2-BLRT-151210	1-1/2" x 1-1/4" x 1"	11	22
2-BLRT-151212	1-1/2" x 1-1/4" x 1-1/4"	11	22
2-BLRT-151215	1-1/2" x 1-1/4" x 1-1/2"	11	22
2-BLRT-151220	1-1/2" x 1-1/4" x 2"	8	16
2-BLRT-151505	1-1/2" x 1-1/2" x 1/2"	18	36
2-BLRT-151507	1-1/2" x 1-1/2" x 3/4"	15	30
2-BLRT-151510	1-1/2" x 1-1/2" x 1"	13	26
2-BLRT-151512	1-1/2" x 1-1/2" x 1-1/4"	13	26
2-BLRT-151520	1-1/2" x 1-1/2" x 2"	8	16
2-BLRT-200520	2" x 1/2" x 2"	10	20
2-BLRT-200720	2" x 3/4" x 2"	9	18
2-BLRT-201010	2" x 1" x 1"	9	18
2-BLRT-201015	2" x 1" x 1-1/2"	9	18
2-BLRT-201020	2" x 1" x 2"	9	18
2-BLRT-201210	2" x 1-1/4" x 1"	8	16
2-BLRT-201212	2" x 1-1/4" x 1-1/4"	8	16
2-BLRT-201215	2" x 1-1/4" x 1-1/2"	8	16
2-BLRT-201220	2" x 1-1/4" x 2"	8	16
2-BLRT-201507	2" x 1-1/2" x 3/4"	8	16
2-BLRT-201510	2" x 1-1/2" x 1"	8	16
2-BLRT-201512	2" x 1-1/2" x 1-1/4"	8	16
2-BLRT-201515	2" x 1-1/2" x 1-1/2"	8	16
2-BLRT-201520	2" x 1-1/2" x 2"	8	16
2-BLRT-202005	2" x 2" x 1/2"	10	20
2-BLRT-202007	2" x 2" x 3/4"	9	18
2-BLRT-202010	2" x 2" x 1"	9	18
2-BLRT-202012	2" x 2" x 1-1/4"	9	18
2-BLRT-202015	2" x 2" x 1-1/2"	9	18
2-BLRT-202025	2" x 2" x 2-1/2"	10	
2-BLRT-251525	2-1/2" x 1-1/2" x 2-1/2"	10	
2-BLRT-252020	2-1/2" x 2" x 2"	10	
2-BLRT-252025	2-1/2" x 2" x 2-1/2"	10	
2-BLRT-252505	2-1/2" x 2-1/2" x 1/2"	10	
2-BLRT-252507	2-1/2" x 2-1/2" x 3/4"	10	
2-BLRT-252510	2-1/2" x 2-1/2" x 1"	10	
2-BLRT-252512	2-1/2" x 2-1/2" x 1-1/4"	10	
2-BLRT-252515	2-1/2" x 2-1/2" x 1-1/2"	10	
2-BLRT-252520	2-1/2" x 2-1/2" x 2"	10	
2-BLRT-302020	3" x 2" x 2"	6	
2-BLRT-302030	3" x 2" x 3"	6	
2-BLRT-303005	3" x 3" x 1/2"	12	
2-BLRT-303007	3" x 3" x 3/4"	12	
2-BLRT-303010	3" x 3" x 1"	12	
2-BLRT-303012	3" x 3" x 1-1/4"	12	
2-BLRT-303015	3" x 3" x 1-1/2"	12	
2-BLRT-303020	3" x 3" x 2"	6	
2-BLRT-303025	3" x 3" x 2-1/2"	6	
2-BLRT-404010	4" x 4" x 1"	4	
2-BLRT-404012	4" x 4" x 1-1/4"	4	
2-BLRT-404015	4" x 4" x 1-1/2"	4	
2-BLRT-404020	4" x 4" x 2"	4	
2-BLRT-404025	4" x 4" x 2-1/2"	4	
2-BLRT-404030	4" x 4" x 3"	4	

Street Tee - MPT x FPT x FPT

Part No.	Size	Quantity L1	Quantity L2
2-BLST-05	1/2"	25	150
2-BLST-07	3/4"	25	100
2-BLST-10	1"	20	60
2-BLST-12	1-1/4"	20	40
2-BLST-15	1-1/2"	15	30
2-BLST-20	2"	20	20

Union - FPT

Part No.	Size	Quantity L1	Quantity L2
2-BLU-01	1/8"	30	180
2-BLU-02	1/4"	30	180
2-BLU-03	3/8"	35	140
2-BLU-05	1/2"	30	120
2-BLU-07	3/4"	25	75
2-BLU-10	1"	30	60
2-BLU-12	1-1/4"	18	36
2-BLU-15	1-1/2"	12	24
2-BLU-20	2"	8	16
2-BLU-25	2-1/2"	10	
2-BLU-30	3"	10	
2-BLU-40	4"	6	
2-BLU-60	6"	2	

BOSHART INDUSTRIES

CLASS 150 GALVANIZED MALLEABLE IRON FITTINGS

- Material Specifications
  - ANSI/ASTM A197 Cupola Malleable Iron Castings
  - ASTM A153 Zinc Coating
- Dimensional Specifications
  - ANSI/ASME B16.3 Threaded Fittings
  - ANSI/ASME B16.14 Threaded Plugs, Bushings & Locknuts
  - ANSI/ASME B16.39 Threaded Unions
- Thread Specifications
  - ANSI/ASME B1.20.1 Pipe Threads
- UL Manufactured
- FM Standard 1920
- NSF/ANSI 61 & 372 Certified
- CRNs are available

Pb NO LEAD ✓ <0.25% Pb by weighted avg.

MALLEABLE FITTINGS & NIPPLES

Bushing - MPT x FPT
† Inside Head * Octagon Head

Part No.	Size	Quantity L1	Quantity L2
2-GB-0201	1/4" x 1/8"	100	1200
2-GB-0301	3/8" x 1/8"	100	600
2-GB-0302	3/8" x 1/4"	100	600
2-GB-0501	1/2" x 1/8"	150	600
2-GB-0502	1/2" x 1/4"	100	600
2-GB-0503	1/2" x 3/8"	100	600
2-GB-0701	3/4" x 1/8"	50	300
2-GB-0702	3/4" x 1/4"	50	300
2-GB-0703	3/4" x 3/8"	50	300
2-GB-0705	3/4" x 1/2"	50	300
2-GB-1001 †	1" x 1/8"	50	200
2-GB-1002 †	1" x 1/4"	50	200
2-GB-1003 †	1" x 3/8"	50	200
2-GB-1005	1" x 1/2"	50	200
2-GB-1007	1" x 3/4"	50	200
2-GB-1202 †	1-1/4" x 1/4"	30	120
2-GB-1203 †	1-1/4" x 3/8"	30	120
2-GB-1205 †	1-1/4" x 1/2"	30	120
2-GB-1207	1-1/4" x 3/4"	30	120
2-GB-1210	1-1/4" x 1"	30	120
2-GB-1502 †	1-1/2" x 1/4"	25	75
2-GB-1503 †	1-1/2" x 3/8"	25	75
2-GB-1505 †	1-1/2" x 1/2"	25	75
2-GB-1507 †	1-1/2" x 3/4"	25	75
2-GB-1510	1-1/2" x 1"	25	75
2-GB-1512	1-1/2" x 1-1/4"	25	75
2-GB-2002 †	2" x 1/4"	20	60
2-GB-2003 †	2" x 3/8"	20	60
2-GB-2005 †	2" x 1/2"	20	60
2-GB-2007 †	2" x 3/4"	20	60
2-GB-2010 †	2" x 1"	20	60
2-GB-2012 *	2" x 1-1/4"	20	60
2-GB-2015 *	2" x 1-1/2"	20	60
2-GB-2505 †	2-1/2" x 1/2"	50	
2-GB-2507	2-1/2" x 3/4"	50	
2-GB-2510 †	2-1/2" x 1"	24	
2-GB-2512 †	2-1/2" x 1-1/4"	24	
2-GB-2515 *	2-1/2" x 1-1/2"	28	
2-GB-2520 *	2-1/2" x 2"	32	
2-GB-3005 †	3" x 1/2"	20	
2-GB-3010 †	3" x 1"	20	
2-GB-3012 †	3" x 1-1/4"	20	
2-GB-3015 †	3" x 1-1/2"	20	
2-GB-3020 *	3" x 2"	20	
2-GB-3025 *	3" x 2-1/2"	20	
2-GB-4010 †	4" x 1"	10	
2-GB-4012 †	4" x 1-1/4"	10	
2-GB-4015 †	4" x 1-1/2"	10	
2-GB-4020 †	4" x 2"	10	
2-GB-4025 †	4" x 2-1/2"	10	
2-GB-4030	4" x 3"	10	
2-GB-5030 †	5" x 3"	5	10
2-GB-5040 *	5" x 4"	5	10
2-GB-6030 *	6" x 3"	2	8
2-GB-6040	6" x 4"	2	8
2-GB-6050 *	6" x 5"	2	8

Cap - FPT

Part No.	Size	Quantity L1	Quantity L2
2-GCA-01	1/8"	100	1200
2-GCA-02	1/4"	200	800
2-GCA-03	3/8"	50	600
2-GCA-05	1/2"	50	300
2-GCA-07	3/4"	40	240
2-GCA-10	1"	50	200
2-GCA-12	1-1/4"	25	100
2-GCA-15	1-1/2"	25	75
2-GCA-20	2"	18	54
2-GCA-25	2-1/2"	30	
2-GCA-30	3"	20	
2-GCA-40	4"	14	
2-GCA-50	5"	4	
2-GCA-60	6"	2	

Coupling - FPT

Part No.	Size	Quantity L1	Quantity L2
2-GC-01	1/8"	60	720
2-GC-02	1/4"	40	480
2-GC-03	3/8"	50	300
2-GC-05	1/2"	60	240
2-GC-07	3/4"	50	150
2-GC-10	1"	25	75
2-GC-12	1-1/4"	32	64
2-GC-15	1-1/2"	18	36
2-GC-20	2"	12	24
2-GC-25	2-1/2"	16	
2-GC-30	3"	12	
2-GC-40	4"	7	
2-GC-50	5"	4	
2-GC-60	6"	2	

BOSHART INDUSTRIES

CLASS 150 GALVANIZED MALLEABLE IRON FITTINGS

Reducing Coupling - FPT

Part No.	Size	Quantity L1	Quantity L2
2-GRC-0201	1/4" x 1/8"	35	420
2-GRC-0301	3/8" x 1/8"	30	360
2-GRC-0302	3/8" x 1/4"	30	360
2-GRC-0501	1/2" x 1/8"	50	300
2-GRC-0502	1/2" x 1/4"	50	300
2-GRC-0503	1/2" x 3/8"	40	240
2-GRC-0701	3/4" x 1/8"	30	180
2-GRC-0702	3/4" x 1/4"	30	180
2-GRC-0703	3/4" x 3/8"	30	180
2-GRC-0705	3/4" x 1/2"	60	180
2-GRC-1002	1" x 1/4"	40	120
2-GRC-1003	1" x 3/8"	40	120
2-GRC-1005	1" x 1/2"	25	100
2-GRC-1007	1" x 3/4"	25	100
2-GRC-1203	1-1/4" x 3/8"	25	75
2-GRC-1205	1-1/4" x 1/2"	25	75
2-GRC-1207	1-1/4" x 3/4"	25	75
2-GRC-1210	1-1/4" x 1"	20	60
2-GRC-1505	1-1/2" x 1/2"	20	60
2-GRC-1507	1-1/2" x 3/4"	30	60
2-GRC-1510	1-1/2" x 1"	25	50
2-GRC-1512	1-1/2" x 1-1/4"	24	48
2-GRC-2005	2" x 1/2"	21	42
2-GRC-2007	2" x 3/4"	21	42
2-GRC-2010	2" x 1"	21	42
2-GRC-2012	2" x 1-1/4"	14	28
2-GRC-2015	2" x 1-1/2"	12	24
2-GRC-2505	2-1/2" x 1/2"	16	
2-GRC-2507	2-1/2" x 3/4"	16	
2-GRC-2510	2-1/2" x 1"	16	
2-GRC-2512	2-1/2" x 1-1/4"	16	
2-GRC-2515	2-1/2" x 1-1/2"	16	
2-GRC-2520	2-1/2" x 2"	20	
2-GRC-3010	3" x 1"	12	
2-GRC-3012	3" x 1-1/4"	12	
2-GRC-3015	3" x 1-1/2"	12	
2-GRC-3020	3" x 2"	12	
2-GRC-3025	3" x 2-1/2"	12	
2-GRC-4015	4" x 1-1/2"	9	
2-GRC-4020	4" x 2"	9	
2-GRC-4025	4" x 2-1/2"	9	
2-GRC-4030	4" x 3"	8	
2-GRC-5040	5" x 4"	2	
2-GRC-6030	6" x 3"	2	
2-GRC-6040	6" x 4"	2	

Cross - FPT

Part No.	Size	Quantity L1	Quantity L2
2-GCR-01	1/8"	60	180
2-GCR-02	1/4"	80	240
2-GCR-03	3/8"	60	120
2-GCR-05	1/2"	45	90
2-GCR-07	3/4"	30	60
2-GCR-10	1"	16	32
2-GCR-12	1-1/4"	9	18
2-GCR-15	1-1/2"	8	16
2-GCR-20	2"	5	10
2-GCR-25	2-1/2"	6	
2-GCR-30	3"	4	
2-GCR-40	4"	2	

45° Elbow - FPT

Part No.	Size	Quantity L1	Quantity L2
2-GE4-01	1/8"	50	600
2-GE4-02	1/4"	35	420
2-GE4-03	3/8"	50	300
2-GE4-05	1/2"	50	200
2-GE4-07	3/4"	40	120
2-GE4-10	1"	20	60
2-GE4-12	1-1/4"	20	40
2-GE4-15	1-1/2"	15	30
2-GE4-20	2"	9	18
2-GE4-25	2-1/2"	15	
2-GE4-30	3"	10	
2-GE4-40	4"	6	
2-GE4-60	6"	2	

90° Elbow - FPT

Part No.	Size	Quantity L1	Quantity L2
2-GE-01	1/8"	50	600
2-GE-02	1/4"	35	420
2-GE-03	3/8"	45	270
2-GE-05	1/2"	50	200
2-GE-07	3/4"	30	90
2-GE-10	1"	20	60
2-GE-12	1-1/4"	20	40
2-GE-15	1-1/2"	10	20
2-GE-20	2"	8	16
2-GE-25	2-1/2"	15	
2-GE-30	3"	10	
2-GE-40	4"	5	
2-GE-50	5"	2	
2-GE-60	6"	2	

BOSHART INDUSTRIES

CLASS 150 GALVANIZED MALLEABLE IRON FITTINGS

Reducing 90° Elbow - FPT

Part No.	Size	Quantity L1	Quantity L2
2-GRE-0201	1/4" x 1/8"	60	360
2-GRE-0302	3/8" x 1/4"	60	360
2-GRE-0502	1/2" x 1/4"	40	240
2-GRE-0503	1/2" x 3/8"	50	200
2-GRE-0702	3/4" x 1/4"	50	150
2-GRE-0703	3/4" x 3/8"	50	150
2-GRE-0705	3/4" x 1/2"	40	120
2-GRE-1003	1" x 3/8"	30	90
2-GRE-1005	1" x 1/2"	30	90
2-GRE-1007	1" x 3/4"	30	90
2-GRE-1205	1-1/4" x 1/2"	30	60
2-GRE-1207	1-1/4" x 3/4"	30	60
2-GRE-1210	1-1/4" x 1"	20	40
2-GRE-1505	1-1/2" x 1/2"	15	45
2-GRE-1507	1-1/2" x 3/4"	23	46
2-GRE-1510	1-1/2" x 1"	20	40
2-GRE-1512	1-1/2" x 1-1/4"	15	30
2-GRE-2005	2" x 1/2"	15	30
2-GRE-2007	2" x 3/4"	15	30
2-GRE-2010	2" x 1"	14	28
2-GRE-2012	2" x 1-1/4"	10	20
2-GRE-2015	2" x 1-1/2"	10	20
2-GRE-2515	2-1/2" x 1-1/2"	15	
2-GRE-2520	2-1/2" x 2"	15	
2-GRE-3015	3" x 1-1/2"	10	
2-GRE-3020	3" x 2"	10	
2-GRE-3025	3" x 2-1/2"	10	
2-GRE-4020	4" x 2"	5	
2-GRE-4025	4" x 2-1/2"	5	
2-GRE-4030	4" x 3"	5	

45° Street Elbow - FPT x MPT

Part No.	Size	Quantity L1	Quantity L2
2-GSE4-01	1/8"	50	600
2-GSE4-02	1/4"	35	420
2-GSE4-03	3/8"	45	270
2-GSE4-05	1/2"	100	200
2-GSE4-07	3/4"	60	120
2-GSE4-10	1"	30	60
2-GSE4-12	1-1/4"	20	40
2-GSE4-15	1-1/2"	15	30
2-GSE4-20	2"	9	18
2-GSE4-25	2-1/2"	13	
2-GSE4-30	3"	8	
2-GSE4-40	4"	6	

90° Street Elbow - FPT x MPT

Part No.	Size	Quantity L1	Quantity L2
2-GSE-01	1/8"	50	600
2-GSE-02	1/4"	35	420
2-GSE-03	3/8"	40	240
2-GSE-05	1/2"	60	180
2-GSE-07	3/4"	30	90
2-GSE-10	1"	30	60
2-GSE-12	1-1/4"	20	40
2-GSE-15	1-1/2"	13	26
2-GSE-20	2"	7	14
2-GSE-25	2-1/2"	12	
2-GSE-30	3"	8	
2-GSE-40	4"	4	

Floor Flange - FPT

Part No.	Size	Quantity L1	Quantity L2
2-GFF-05	1/2"	25	100
2-GFF-07	3/4"	20	80
2-GFF-10	1"	20	60
2-GFF-12	1-1/4"	15	45
2-GFF-15	1-1/2"	12	36
2-GFF-20	2"	8	24

Locknut - FPT

Part No.	Size	Quantity L1	Quantity L2
2-GLN-02	1/8"	100	600
2-GLN-05	1/2"	100	600
2-GLN-07	3/4"	50	300
2-GLN-10	1"	60	240
2-GLN-12	1-1/4"	30	120
2-GLN-15	1-1/2"	25	100
2-GLN-20	2"	30	60

Plug - MPT

Part No.	Size	Quantity L1	Quantity L2
2-GP-01	1/8"	90	1080
2-GP-02	1/4"	75	900
2-GP-03	3/8"	45	540
2-GP-05	1/2"	40	480
2-GP-07	3/4"	25	300
2-GP-10	1"	40	160
2-GP-12	1-1/4"	25	100
2-GP-15	1-1/2"	24	72
2-GP-20	2"	15	45
2-GP-25	2-1/2"	40	
2-GP-30	3"	30	
2-GP-40	4"	8	
2-GP-50	5"	10	
2-GP-60	6"	2	8

BOSHART INDUSTRIES

CLASS 150 GALVANIZED MALLEABLE IRON FITTINGS

Tee - FPT

Part No.	Size	Quantity L1	Quantity L2
2-GT-01	1/8"	75	450
2-GT-02	1/4"	50	300
2-GT-03	3/8"	45	180
2-GT-05	1/2"	40	120
2-GT-07	3/4"	35	70
2-GT-10	1"	20	40
2-GT-12	1-1/4"	14	28
2-GT-15	1-1/2"	11	22
2-GT-20	2"	6	12
2-GT-25	2-1/2"	14	
2-GT-30	3"	6	
2-GT-40	4"	4	
2-GT-50	5"	2	
2-GT-60	6"	2	

Reducing Tee - FPT

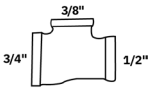

RT-070503
3/4" X 1/2" X 3/8"
(part number sequence)

Part No.	Size	Quantity L1	Quantity L2
2-GRT-030302	3/8" x 3/8" x 1/4"	45	180
2-GRT-050502	1/2" x 1/2" x 1/4"	50	200
2-GRT-050503	1/2" x 1/2" x 3/8"	45	180
2-GRT-050507	1/2" x 1/2" x 3/4"	45	90
2-GRT-050510	1/2" x 1/2" x 1"	30	60
2-GRT-070505	3/4" x 1/2" x 1/2"	45	90
2-GRT-070507	3/4" x 1/2" x 3/4"	45	90
2-GRT-070702	3/4" x 3/4" x 1/4"	50	100
2-GRT-070703	3/4" x 3/4" x 3/8"	30	120
2-GRT-070705	3/4" x 3/4" x 1/2"	45	90
2-GRT-070710	3/4" x 3/4" x 1"	25	50
2-GRT-100505	1" x 1/2" x 1/2"	30	60
2-GRT-100507	1" x 1/2" x 3/4"	25	50
2-GRT-100510	1" x 1/2" x 1"	30	60
2-GRT-100705	1" x 3/4" x 1/2"	25	50
2-GRT-100707	1" x 3/4" x 3/4"	25	50
2-GRT-100710	1" x 3/4" x 1"	25	50
2-GRT-101002	1" x 1" x 1/4"	30	60
2-GRT-101003	1" x 1" x 3/8"	35	70
2-GRT-101005	1" x 1" x 1/2"	35	70
2-GRT-101007	1" x 1" x 3/4"	30	60
2-GRT-101012	1" x 1" x 1-1/4"	18	36
2-GRT-101015	1" x 1" x 1-1/2"	13	26
2-GRT-120512	1-1/4" x 1/2" x 1-1/4"	9	36
2-GRT-120705	1-1/4" x 3/4" x 1/2"	18	36
2-GRT-120707	1-1/4" x 3/4" x 3/4"	18	36
2-GRT-120710	1-1/4" x 3/4" x 1"	18	36
2-GRT-120712	1-1/4" x 3/4" x 1-1/4"	18	36
2-GRT-121005	1-1/4" x 1" x 1/2"	18	36
2-GRT-121007	1-1/4" x 1" x 3/4"	18	36
2-GRT-121010	1-1/4" x 1" x 1"	18	36
2-GRT-121012	1-1/4" x 1" x 1-1/4"	18	36
2-GRT-121203	1-1/4" x 1-1/4" x 3/8"	16	32
2-GRT-121205	1-1/4" x 1-1/4" x 1/2"	18	36
2-GRT-121207	1-1/4" x 1-1/4" x 3/4"	18	36
2-GRT-121210	1-1/4" x 1-1/4" x 1"	18	36
2-GRT-150510	1-1/2" x 1/2" x 1"	13	26
2-GRT-150515	1-1/2" x 1/2" x 1-1/2"	13	26
2-GRT-150715	1-1/2" x 3/4" x 1-1/2"	13	26
2-GRT-151007	1-1/2" x 1" x 3/4"	13	26
2-GRT-151010	1-1/2" x 1" x 1"	13	26
2-GRT-151015	1-1/2" x 1" x 1-1/2"	13	26
2-GRT-151205	1-1/2" x 1-1/4" x 1/2"	11	22
2-GRT-151207	1-1/2" x 1-1/4" x 3/4"	11	22
2-GRT-151210	1-1/2" x 1-1/4" x 1"	11	22
2-GRT-151212	1-1/2" x 1-1/4" x 1-1/4"	11	22
2-GRT-151215	1-1/2" x 1-1/4" x 1-1/2"	11	22
2-GRT-151505	1-1/2" x 1-1/2" x 1/2"	18	36
2-GRT-151507	1-1/2" x 1-1/2" x 3/4"	15	30
2-GRT-151510	1-1/2" x 1-1/2" x 1"	13	26
2-GRT-151512	1-1/2" x 1-1/2" x 1-1/4"	13	26
2-GRT-151520	1-1/2" x 1-1/2" x 2"	8	16
2-GRT-200520	2" x 1/2" x 2"	10	20
2-GRT-200720	2" x 3/4" x 2"	9	18
2-GRT-201010	2" x 1" x 1"	9	18
2-GRT-201020	2" x 1" x 2"	9	18
2-GRT-201212	2" x 1-1/4" x 1-1/4"	8	16
2-GRT-201215	2" x 1-1/4" x 1-1/2"	8	16
2-GRT-201220	2" x 1-1/4" x 2"	8	16
2-GRT-201510	2" x 1-1/2" x 1"	8	16
2-GRT-201512	2" x 1-1/2" x 1-1/4"	8	16
2-GRT-201515	2" x 1-1/2" x 1-1/2"	8	16
2-GRT-201520	2" x 1-1/2" x 2"	8	16
2-GRT-202005	2" x 2" x 1/2"	10	20
2-GRT-202007	2" x 2" x 3/4"	9	18
2-GRT-202010	2" x 2" x 1"	9	18
2-GRT-202012	2" x 2" x 1-1/4"	9	18
2-GRT-202015	2" x 2" x 1-1/2"	9	18
2-GRT-252025	2-1/2" x 2" x 2-1/2"	10	
2-GRT-252507	2-1/2" x 2-1/2" x 3/4"	10	
2-GRT-252510	2-1/2" x 2-1/2" x 1"	10	
2-GRT-252515	2-1/2" x 2-1/2" x 1-1/2"	10	
2-GRT-252520	2-1/2" x 2-1/2" x 2"	10	
2-GRT-302020	3" x 2" x 2"	6	
2-GRT-302030	3" x 2" x 3"	6	
2-GRT-303005	3" x 3" x 1/2"	12	
2-GRT-303007	3" x 3" x 3/4"	12	
2-GRT-303010	3" x 3" x 1"	12	
2-GRT-303012	3" x 3" x 1-1/4"	12	
2-GRT-303015	3" x 3" x 1-1/2"	12	
2-GRT-303020	3" x 3" x 2"	6	
2-GRT-303025	3" x 3" x 2-1/2"	6	
2-GRT-404010	4" x 4" x 1"	4	
2-GRT-404020	4" x 4" x 2"	4	
2-GRT-404025	4" x 4" x 2-1/2"	4	
2-GRT-404030	4" x 4" x 3"	4	

Street Tee - MPT x FPT x FPT

Part No.	Size	Quantity L1	Quantity L2
2-GST-05	1/2"	25	150
2-GST-07	3/4"	25	100
2-GST-10	1"	20	60
2-GST-12	1-1/4"	20	40
2-GST-15	1-1/2"	15	30

BOSHART INDUSTRIES

CLASS 150 GALVANIZED MALLEABLE IRON FITTINGS

Union - FPT

Part No.	Size	Quantity L1	Quantity L2
2-GU-01	1/8"	30	180
2-GU-02	1/4"	30	180
2-GU-03	3/8"	35	140
2-GU-05	1/2"	30	120
2-GU-07	3/4"	25	75
2-GU-10	1"	30	60
2-GU-12	1-1/4"	18	36
2-GU-15	1-1/2"	12	24
2-GU-20	2"	8	16
2-GU-25	2-1/2"	10	
2-GU-30	3"	10	
2-GU-40	4"	6	
2-GU-60	6"	2	

CLASS 300 BLACK MALLEABLE IRON FITTINGS

- Material Specifications
  - ANSI/ASTM A197 Cupola Malleable Iron Castings
- Dimensional Specifications
  - ANSI/ASME B16.3 Threaded Fittings
  - ANSI/ASME B16.14 Threaded Plugs, Bushings & Locknuts
  - ANSI/ASME B16.39 Threaded Unions
- Thread Specifications
  - ANSI/ASME B1.20.1 Pipe Threads
- UL Manufactured
- FM Standard 1920
- CRNs are available

Cap - FPT

Part No.	Size	Quantity L1	Quantity L2
BL3CA-02	1/4"	120	240
BL3CA-03	3/8"	75	150
BL3CA-05	1/2"	60	120
BL3CA-07	3/4"	40	80
BL3CA-10	1"	25	50
BL3CA-12	1-1/4"	20	40
BL3CA-15	1-1/2"	20	40
BL3CA-20	2"	12	24
BL3CA-25	2-1/2"	6	12
BL3CA-30	3"	6	12
BL3CA-40	4"	3	6

Coupling - FPT

Part No.	Size	Quantity L1	Quantity L2
BL3C-02	1/4"	180	360
BL3C-03	3/8"	100	200
BL3C-05	1/2"	60	120
BL3C-07	3/4"	40	80
BL3C-10	1"	30	60
BL3C-12	1-1/4"	12	24
BL3C-15	1-1/2"	12	24
BL3C-20	2"	8	16
BL3C-25	2-1/2"	4	8
BL3C-30	3"	4	8
BL3C-40	4"	4	

Reducing Coupling - FPT

Part No.	Size	Quantity L1	Quantity L2
BL3RC-0302	3/8" x 1/4"	100	200
BL3RC-0502	1/2" x 1/4"	100	200
BL3RC-0503	1/2" x 3/8"	100	200
BL3RC-0702	3/4" x 1/4"	45	90
BL3RC-0703	3/4" x 3/8"	30	60
BL3RC-0705	3/4" x 1/2"	45	90
BL3RC-1002	1" x 1/4"		
BL3RC-1003	1" x 3/8"	50	100
BL3RC-1005	1" x 1/2"	40	80
BL3RC-1007	1" x 3/4"	40	80
BL3RC-1205	1-1/4" x 1/2"	25	50
BL3RC-1207	1-1/4" x 3/4"	25	50
BL3RC-1210	1-1/4" x 1"	25	50
BL3RC-1505	1-1/2" x 1/2"	20	40
BL3RC-1507	1-1/2" x 3/4"	20	40
BL3RC-1510	1-1/2" x 1"	20	40
BL3RC-1512	1-1/2" x 1-1/4"	15	30
BL3RC-2005	2" x 1/2"	16	32
BL3RC-2007	2" x 3/4"	16	32
BL3RC-2010	2" x 1"	12	24
BL3RC-2012	2" x 1-1/4"	12	24
BL3RC-2015	2" x 1-1/2"	12	24
BL3RC-2515	2-1/2" x 1-1/2"	4	8
BL3RC-2520	2-1/2" x 2"	4	8
BL3RC-3015	3" x 1-1/2"	4	8
BL3RC-3020	3" x 2"	4	8
BL3RC-3025	3" x 2-1/2"	4	8
BL3RC-4020	4" x 2"		
BL3RC-4030	4" x 3"	6	

BOSHART INDUSTRIES

CLASS 300 BLACK MALLEABLE IRON FITTINGS

Cross - FPT

Part No.	Size	Quantity L1	Quantity L2
BL3CR-02	1/4"		
BL3CR-05	1/2"	30	60
BL3CR-07	3/4"	20	40
BL3CR-10	1"	15	30
BL3CR-12	1-1/4"	8	16
BL3CR-15	1-1/2"	8	16
BL3CR-20	2"	4	8

45° Elbow - FPT

Part No.	Size	Quantity L1	Quantity L2
BL3E4-02	1/4"	75	150
BL3E4-03	3/8"	100	200
BL3E4-05	1/2"	60	120
BL3E4-07	3/4"	50	100
BL3E4-10	1"	30	60
BL3E4-12	1-1/4"	12	24
BL3E4-15	1-1/2"	12	24
BL3E4-20	2"	6	12
BL3E4-25	2-1/2"	4	8
BL3E4-30	3"	4	
BL3E4-40	4"	2	2

90° Elbow - FPT

Part No.	Size	Quantity L1	Quantity L2
BL3E-02	1/4"	150	300
BL3E-03	3/8"	60	120
BL3E-05	1/2"	60	120
BL3E-07	3/4"	40	80
BL3E-10	1"	20	40
BL3E-12	1-1/4"	14	28
BL3E-15	1-1/2"	12	24
BL3E-20	2"	6	12
BL3E-25	2-1/2"	4	8
BL3E-30	3"		4
BL3E-40	4"	2	

Reducing 90° Elbow - FPT

Part No.	Size	Quantity L1	Quantity L2
BL3RE-0302	3/8" x 1/4"	25	150
BL3RE-0503	1/2" x 3/8"	80	160
BL3RE-0705	3/4" x 1/2"	15	60
BL3RE-1005	1" x 1/2"		
BL3RE-1007	1" x 3/4"	20	40
BL3RE-1207	1-1/4" x 3/4"		
BL3RE-1210	1-1/4" x 1"		
BL3RE-1510	1-1/2" x 1"		
BL3RE-1512	1-1/2" x 1-1/4"		
BL3RE-2012	2" x 1-1/4"		
BL3RE-2015	2" x 1-1/2"		

90° Street Elbow - MPT x FPT

Part No.	Size	Quantity L1	Quantity L2
BL3SE-02	1/4"	140	280
BL3SE-03	3/8"	120	240
BL3SE-05	1/2"	60	120
BL3SE-07	3/4"	40	80
BL3SE-10	1"	30	60
BL3SE-12	1-1/4"	18	36
BL3SE-15	1-1/2"	12	24
BL3SE-20	2"	6	12
BL3SE-30	3"	4	

Tee - FPT

Part No.	Size	Quantity L1	Quantity L2
BL3T-02	1/4"	100	200
BL3T-03	3/8"	80	160
BL3T-05	1/2"	40	80
BL3T-07	3/4"	20	40
BL3T-10	1"	20	40
BL3T-12	1-1/4"	12	24
BL3T-15	1-1/2"	8	16
BL3T-20	2"	5	10
BL3T-25	2-1/2"	3	6
BL3T-30	3"	4	
BL3T-40	4"	2	

Reducing Tee - FPT

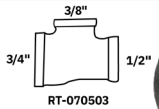

RT-070503
3/4" X 1/2" X 3/8"
(part number sequence)

Part No.	Size	Quantity L1	Quantity L2
BL3RT-050502	1/2" x 1/2" x 1/4"	20	80
BL3RT-070505	3/4" x 1/2" x 1/2"		
BL3RT-070507	3/4" x 1/2" x 3/4"		
BL3RT-070702	3/4" x 3/4" x 1/4"		
BL3RT-070705	3/4" x 3/4" x 1/2"	20	40
BL3RT-100510	1" x 1/2" x 1"		
BL3RT-100707	1" x 3/4" x 3/4"		
BL3RT-100710	1" x 3/4" x 1"		
BL3RT-101002	1" x 1" x 1/4"		
BL3RT-101005	1" x 1" x 1/2"	20	40
BL3RT-101007	1" x 1" x 3/4"	20	40
BL3RT-121010	1-1/4" x 1" x 1"		
BL3RT-121205	1-1/4" x 1-1/4" x 1/2"	12	24
BL3RT-121207	1-1/4" x 1-1/4" x 3/4"	12	24
BL3RT-121210	1-1/4" x 1-1/4" x 1"	12	24
BL3RT-151505	1-1/2" x 1-1/2" x 1/2"	8	16
BL3RT-151507	1-1/2" x 1-1/2" x 3/4"	8	16
BL3RT-151510	1-1/2" x 1-1/2" x 1"	8	16
BL3RT-151512	1-1/2" x 1-1/2" x 1-1/4"	8	16
BL3RT-201520	2" x 1-1/2" x 2"		
BL3RT-202005	2" x 2" x 1/2"	5	10
BL3RT-202007	2" x 2" x 3/4"	5	10
BL3RT-202010	2" x 2" x 1"	5	10
BL3RT-202012	2" x 2" x 1-1/4"	5	10
BL3RT-202015	2" x 2" x 1-1/2"	5	10
BL3RT-303020	3" x 3" x 2"	3	6

BOSHART INDUSTRIES

CLASS 300 BLACK MALLEABLE IRON FITTINGS

Union - FPT

Part No.	Size	Quantity L1	Quantity L2
BL3U-01	1/8"	120	240
BL3U-02	1/4"	100	200
BL3U-03	3/8"	60	120
BL3U-05	1/2"	40	80
BL3U-07	3/4"	20	40
BL3U-10	1"	25	50
BL3U-12	1-1/4"	15	30
BL3U-15	1-1/2"	12	24
BL3U-20	2"	6	12
BL3U-25	2-1/2"	4	8
BL3U-30	3"	4	8
BL3U-40	4"	4	

CLASS 300 GALVANIZED MALLEABLE IRON FITTINGS

- Material Specifications
  - ANSI/ASTM A197 Cupola Malleable Iron Castings
  - ASTM A153 Zinc Coating
- Dimensional Specifications
  - ANSI/ASME B16.3 Threaded Fittings
  - ANSI/ASME B16.14 Threaded Plugs, Bushings & Locknuts
  - ANSI/ASME B16.39 Threaded Unions
- Thread Specifications
  - ANSI/ASME B1.20.1 Pipe Threads
- UL Manufactured
- FM Standard 1920
- NSF/ANSI 61 & 372 Certified
- CRNs are available

Pb NO LEAD <0.25% Pb by weighted avg.

Cap - FPT

Part No.	Size	Quantity L1	Quantity L2
G3CA-02	1/4"	120	480
G3CA-03	3/8"	75	150
G3CA-05	1/2"	60	120
G3CA-07	3/4"	40	80
G3CA-10	1"	25	50
G3CA-12	1-1/4"	20	40
G3CA-15	1-1/2"	20	40
G3CA-20	2"	12	24
G3CA-25	2-1/2"	6	12
G3CA-30	3"	6	12

Coupling - FPT

Part No.	Size	Quantity L1	Quantity L2
G3C-02	1/4"	180	360
G3C-03	3/8"	100	200
G3C-05	1/2"	60	120
G3C-07	3/4"	40	80
G3C-10	1"	30	60
G3C-12	1-1/4"	12	24
G3C-15	1-1/2"	12	24
G3C-20	2"	8	16
G3C-25	2-1/2"	4	8
G3C-30	3"	4	8
G3C-40	4"	4	

Reducing Coupling - FPT

Part No.	Size	Quantity L1	Quantity L2
G3RC-0302	3/8" x 1/4"	25	150
G3RC-0502	1/2" x 1/4"	100	200
G3RC-0503	1/2" x 3/8"	100	200
G3RC-0702	3/4" x 1/4"	45	90
G3RC-0703	3/4" x 3/8"	30	60
G3RC-0705	3/4" x 1/2"	45	90
G3RC-1005	1" x 1/2"	40	80
G3RC-1007	1" x 3/4"	40	80
G3RC-1205	1-1/4" x 1/2"	25	50
G3RC-1207	1-1/4" x 3/4"	25	50
G3RC-1210	1-1/4" x 1"	25	50
G3RC-1505	1-1/2" x 1/2"	20	40
G3RC-1507	1-1/2" x 3/4"	20	40
G3RC-1510	1-1/2" x 1"	20	40
G3RC-1512	1-1/2" x 1-1/4"	15	30
G3RC-2005	2" x 1/2"	16	32
G3RC-2007	2" x 3/4"	16	32
G3RC-2010	2" x 1"	12	24
G3RC-2012	2" x 1-1/4"	12	24
G3RC-2015	2" x 1-1/2"	12	24
G3RC-2515	2-1/2" x 1-1/2"	4	8
G3RC-2520	2-1/2" x 2"	4	8
G3RC-3020	3" x 2"	4	8
G3RC-3025	3" x 2-1/2"	4	8
G3RC-4030	4" x 3"	6	

BOSHART INDUSTRIES

CLASS 300 GALVANIZED MALLEABLE IRON FITTINGS

Cross - FPT

Part No.	Size	Quantity L1	Quantity L2
G3CR-07	3/4"	15	30
G3CR-10	1"	12	24
G3CR-12	1-1/4"	7	14
G3CR-15	1-1/2"	5	10
G3CR-20	2"	3	6

45° Elbow - FPT

Part No.	Size	Quantity L1	Quantity L2
G3E4-02	1/4"	75	150
G3E4-03	3/8"	100	200
G3E4-05	1/2"	60	120
G3E4-07	3/4"	50	100
G3E4-10	1"	30	60
G3E4-12	1-1/4"	12	24
G3E4-15	1-1/2"	12	24
G3E4-20	2"	6	12
G3E4-25	2-1/2"	4	8
G3E4-30	3"	4	
G3E4-40	4"	2	

90° Elbow - FPT

Part No.	Size	Quantity L1	Quantity L2
G3E-02	1/4"	150	300
G3E-03	3/8"	60	120
G3E-05	1/2"	60	120
G3E-07	3/4"	40	80
G3E-10	1"	20	40
G3E-12	1-1/4"	14	28
G3E-15	1-1/2"	12	24
G3E-20	2"	6	12
G3E-25	2-1/2"	4	8
G3E-30	3"	4	
G3E-40	4"	2	

90° Street Elbow - MPT x FPT

Part No.	Size	Quantity L1	Quantity L2
G3SE-02	1/4"	140	280
G3SE-03	3/8"	120	240
G3SE-05	1/2"	60	120
G3SE-07	3/4"	40	80
G3SE-10	1"	30	60
G3SE-12	1-1/4"	18	36
G3SE-15	1-1/2"	12	24
G3SE-20	2"	6	12

Tee - FPT

Part No.	Size	Quantity L1	Quantity L2
G3T-02	1/4"	100	200
G3T-03	3/8"	80	160
G3T-05	1/2"	40	80
G3T-07	3/4"	20	40
G3T-10	1"	20	40
G3T-12	1-1/4"	12	24
G3T-15	1-1/2"	8	16
G3T-20	2"	5	10
G3T-25	2-1/2"	3	6
G3T-30	3"	4	
G3T-40	4"	2	

Reducing Tee - FPT

Part No.	Size	Quantity L1	Quantity L2
G3RT-070705	3/4" x 3/4" x 1/2"	20	40
G3RT-101005	1" x 1" x 1/2"	20	40
G3RT-101007	1" x 1" x 3/4"	20	40
G3RT-121205	1-1/4" x 1-1/4" x 1/2"	12	24
G3RT-121207	1-1/4" x 1-1/4" x 3/4"	12	24
G3RT-121210	1-1/4" x 1-1/4" x 1"	12	24
G3RT-151505	1-1/2" x 1-1/2" x 1/2"	8	16
G3RT-151507	1-1/2" x 1-1/2" x 3/4"	8	16
G3RT-151510	1-1/2" x 1-1/2" x 1"	8	16
G3RT-151512	1-1/2" x 1-1/2" x 1-1/4"	8	16
G3RT-202005	2" x 2" x 1/2"	5	10
G3RT-202007	2" x 2" x 3/4"	5	10
G3RT-202010	2" x 2" x 1"	5	10
G3RT-202012	2" x 2" x 1-1/4"	5	10
G3RT-202015	2" x 2" x 1-1/2"	5	10

Union - FPT

Part No.	Size	Quantity L1	Quantity L2
G3U-02	1/4"	100	200
G3U-03	3/8"	60	120
G3U-05	1/2"	40	80
G3U-07	3/4"	20	40
G3U-10	1"	25	50
G3U-12	1-1/4"	15	30
G3U-15	1-1/2"	12	24
G3U-20	2"	6	12
G3U-25	2-1/2"	4	8
G3U-30	3"	4	8
G3U-40	4"	4	

BOSHART INDUSTRIES

SCHEDULE 40 BLACK PIPE NIPPLES & READY CUT PIPE

These pipe nipples and ready cut pipe are welded.

- Dimensional Specifications
  - ASTM A733 Pipe Nipples
- Thread Specifications
  - ANSI/ASME B1.20.1 Pipe Threads
- Material Specifications
  - ASTM A53 Carbon Steel Welded Pipe
- CRNs are available

Part No.	Pipe Length	Quantity L1	Quantity L2
Pipe Size - 1/8"			
BLN-01	3/4" - Close	25	400
BLN-0115	1-1/2"	25	400
BLN-0120	2"	25	400
BLN-0125	2-1/2"	25	400
BLN-0130	3"	25	400
BLN-0135	3-1/2"	25	400
BLN-0140	4"	25	400
BLN-0145	4-1/2"	25	400
BLN-0150	5"	25	400
BLN-0155	5-1/2"	25	400
BLN-0160	6"	25	400
BLN-0170	7"	25	400
BLN-0180	8"	25	400
BLN-0190	9"	25	200
BLN-01100	10"	25	200
BLN-01110	11"	25	200
BLN-01120	12"	25	200
BLRCP-01180	18"	10	
BLRCP-01240	24"	10	
BLRCP-01300	30"	10	
BLRCP-01360	36"	10	
BLRCP-01480	48"		
BLRCP-01600	60"		
BLRCP-01720	72"		
Pipe Size - 1/4"			
BLN-02	7/8" - Close	25	400
BLN-0215	1-1/2"	25	400
BLN-0220	2"	25	400
BLN-0225	2-1/2"	25	400
BLN-0230	3"	25	400
BLN-0235	3-1/2"	25	400
BLN-0240	4"	25	400
BLN-0245	4-1/2"	25	400
BLN-0250	5"	25	400
BLN-0255	5-1/2"	25	300
BLN-0260	6"	25	300
BLN-0270	7"	25	200
BLN-0280	8"	25	200
BLN-0290	9"	25	200
BLN-02100	10"	25	150
BLN-02110	11"	25	150
BLN-02120	12"	25	150
BLRCP-02180	18"	5	
BLRCP-02240	24"	5	
BLRCP-02300	30"	5	
BLRCP-02360	36"	5	
BLRCP-02480	48"	5	
BLRCP-02600	60"	5	
BLRCP-02720	72"	5	

Part No.	Pipe Length	Quantity L1	Quantity L2
Pipe Size - 3/8"			
BLN-03	1" - Close	25	400
BLN-0315	1-1/2"	25	400
BLN-0320	2"	25	400
BLN-0325	2-1/2"	25	400
BLN-0330	3"	25	400
BLN-0335	3-1/2"	25	300
BLN-0340	4"	25	300
BLN-0345	4-1/2"	25	300
BLN-0350	5"	25	200
BLN-0355	5-1/2"	25	200
BLN-0360	6"	25	200
BLN-0370	7"	25	150
BLN-0380	8"	25	150
BLN-0390	9"	25	100
BLN-03100	10"	25	100
BLN-03110	11"	25	100
BLN-03120	12"	25	100
BLRCP-03180	18"	5	
BLRCP-03240	24"	5	
BLRCP-03300	30"	5	
BLRCP-03360	36"	5	
BLRCP-03480	48"	5	
BLRCP-03600	60"	5	
BLRCP-03720	72"	5	
Pipe Size - 1/2"			
BLN-05	1-3/8" - Close	25	400
BLN-0515	1-1/2"	25	400
BLN-0520	2"	25	400
BLN-0525	2-1/2"	25	300
BLN-0530	3"	25	300
BLN-0535	3-1/2"	25	200
BLN-0540	4"	25	200
BLN-0545	4-1/2"	25	200
BLN-0550	5"	25	200
BLN-0555	5-1/2"	25	150
BLN-0560	6"	25	150
BLN-0570	7"	25	100
BLN-0580	8"	25	100
BLN-0590	9"	25	100
BLN-05100	10"	25	75
BLN-05110	11"	25	75
BLN-05120	12"	25	75
BLRCP-05180	18"	5	
BLRCP-05240	24"	5	
BLRCP-05300	30"	5	
BLRCP-05360	36"	5	
BLRCP-05480	48"	5	
BLRCP-05600	60"	5	
BLRCP-05720	72"	5	

BOSHART INDUSTRIES

SCHEDULE 40 BLACK PIPE NIPPLES & READY CUT PIPE

Part No.	Pipe Length	Quantity L1	Quantity L2
Pipe Size - 3/4"			
BLN-07	1-3/8" - Close	25	400
BLN-0715	1-1/2"	25	400
BLN-0720	2"	25	300
BLN-0725	2-1/2"	25	300
BLN-0730	3"	25	200
BLN-0735	3-1/2"	25	200
BLN-0740	4"	25	150
BLN-0745	4-1/2"	25	150
BLN-0750	5"	25	100
BLN-0755	5-1/2"	25	100
BLN-0760	6"	25	100
BLN-0770	7"	25	75
BLN-0780	8"	25	75
BLN-0790	9"	25	50
BLN-07100	10"	25	50
BLN-07110	11"	25	50
BLN-07120	12"	25	50
BLRCP-07180	18"	5	
BLRCP-07240	24"	5	
BLRCP-07300	30"	5	
BLRCP-07360	36"	5	
BLRCP-07480	48"	5	
BLRCP-07600	60"	5	
BLRCP-07720	72"	5	
Pipe Size - 1"			
BLN-10	1-1/2" - Close	25	200
BLN-1020	2"	25	200
BLN-1025	2-1/2"	25	150
BLN-1030	3"	25	150
BLN-1035	3-1/2"	25	100
BLN-1040	4"	25	100
BLN-1045	4-1/2"	25	100
BLN-1050	5"	25	75
BLN-1055	5-1/2"	25	75
BLN-1060	6"	25	50
BLN-1070	7"	25	50
BLN-1080	8"	25	50
BLN-1090	9"	25	50
BLN-10100	10"	20	40
BLN-10110	11"	20	40
BLN-10120	12"	20	40
BLRCP-10180	18"	5	
BLRCP-10240	24"	5	
BLRCP-10300	30"	5	
BLRCP-10360	36"	5	
BLRCP-10480	48"	5	
BLRCP-10600	60"	5	
BLRCP-10720	72"	5	
Pipe Size - 1-1/4"			
BLN-12	1-5/8" - Close	25	150
BLN-1220	2"	25	100
BLN-1225	2-1/2"	25	100
BLN-1230	3"	25	100
BLN-1235	3-1/2"	25	50
BLN-1240	4"	25	50
BLN-1245	4-1/2"	25	50
BLN-1250	5"	25	50
BLN-1255	5-1/2"	25	50
BLN-1260	6"	25	50
BLN-1270	7"	15	30
BLN-1280	8"	15	30
BLN-1290	9"	15	30
BLN-12100	10"	30	
BLN-12110	11"	30	
BLN-12120	12"	30	
BLRCP-12180	18"	5	
BLRCP-12240	24"	5	
BLRCP-12300	30"	5	
BLRCP-12360	36"	5	
BLRCP-12480	48"	5	
BLRCP-12600	60"	5	
BLRCP-12720	72"	5	
Pipe Size - 1-1/2"			
BLN-15	1-3/4" - Close	25	100
BLN-1520	2"	25	100
BLN-1525	2-1/2"	25	50
BLN-1530	3"	25	50
BLN-1535	3-1/2"	25	50
BLN-1540	4"	25	50
BLN-1545	4-1/2"	25	50
BLN-1550	5"	20	40
BLN-1555	5-1/2"	20	40
BLN-1560	6"	20	40
BLN-1570	7"	35	
BLN-1580	8"	25	
BLN-1590	9"	25	
BLN-15100	10"	15	
BLN-15110	11"	15	
BLN-15120	12"	15	
BLRCP-15180	18"	5	
BLRCP-15240	24"	5	
BLRCP-15300	30"	5	
BLRCP-15360	36"	5	
BLRCP-15480	48"	5	
BLRCP-15600	60"	5	
BLRCP-15720	72"	5	
Pipe Size - 2"			
BLN-20	2" - Close	25	50
BLN-2025	2-1/2"	25	50
BLN-2030	3"	50	
BLN-2035	3-1/2"	25	
BLN-2040	4"	25	
BLN-2045	4-1/2"	25	
BLN-2050	5"	25	
BLN-2055	5-1/2"	25	
BLN-2060	6"	25	
BLN-2070	7"	18	
BLN-2080	8"	18	
BLN-2090	9"	18	
BLN-20100	10"	14	
BLN-20110	11"	14	
BLN-20120	12"	14	
BLRCP-20180	18"	5	
BLRCP-20240	24"	5	
BLRCP-20300	30"	5	
BLRCP-20360	36"	5	
BLRCP-20480	48"	5	
BLRCP-20600	60"	5	
BLRCP-20720	72"	2	

BOSHART INDUSTRIES

SCHEDULE 40 BLACK PIPE NIPPLES & READY CUT PIPE

Part No.	Pipe Length	Quantity L1	Quantity L2
Pipe Size - 2-1/2"			
BLN-25	2-1/2" - Close	36	
BLN-2530	3"	36	
BLN-2535	3-1/2"	27	
BLN-2540	4"	27	
BLN-2545	4-1/2"	24	
BLN-2550	5"	18	
BLN-2555	5-1/2"	18	
BLN-2560	6"	18	
BLN-2570	7"	14	
BLN-2580	8"	12	
BLN-2590	9"	12	
BLN-25100	10"	9	
BLN-25110	11"	9	
BLN-25120	12"	9	
Pipe Size - 3"			
BLN-30	2-5/8" - Close	24	
BLN-3030	3"	24	
BLN-3035	3-1/2"	18	
BLN-3040	4"	18	
BLN-3045	4-1/2"	16	
BLN-3050	5"	12	
BLN-3055	5-1/2"	12	
BLN-3060	6"	12	
BLN-3070	7"	9	
BLN-3080	8"	8	
BLN-3090	9"	8	
BLN-30100	10"	6	
BLN-30110	11"	6	
BLN-30120	12"	6	

Part No.	Pipe Length	Quantity L1	Quantity L2
Pipe Size - 4"			
BLN-40	2-7/8" - Close	15	
BLN-4035	3-1/2"	12	
BLN-4040	4"	12	
BLN-4045	4-1/2"	10	
BLN-4050	5"	8	
BLN-4055	5-1/2"	8	
BLN-4060	6"	8	
BLN-4070	7"	5	
BLN-4080	8"	5	
BLN-4090	9"	5	
BLN-40100	10"	4	
BLN-40110	11"	4	
BLN-40120	12"	4	
Pipe Size - 6"			
BLN-60	3-1/8" - Close	4	
BLN-6045	4-1/2"	3	
BLN-6050	5"	2	
BLN-6055	5-1/2"	2	
BLN-6060	6"	2	
BLN-6070	7"	1	
BLN-6080	8"	1	
BLN-6090	9"	1	
BLN-60100	10"	1	
BLN-60110	11"	1	
BLN-60120	12"	1	

SCHEDULE 40 BLACK STEEL PIPE TOE NIPPLES

These pipe nipples are welded.

- Dimensional Specifications
  - ASTM A733 Pipe Nipples
- Thread Specifications
  - ANSI/ASME B1.20.1 Pipe Threads
- Material Specifications
  - ASTM A53 Carbon Steel Welded Pipe

Part No.	Size	Quantity L1	Quantity L2
BLN-12100T	1-1/4"	30	
BLN-12120T	1-1/4"	30	

BOSHART INDUSTRIES

SCHEDULE 40 GALVANIZED PIPE NIPPLES & READY CUT PIPE

These pipe nipples and ready cut pipe are welded.

- Dimensional Specifications
  - ASTM A733 Pipe Nipples
- Thread Specifications
  - ANSI/ASME B1.20.1 Pipe Threads
- Material Specifications
  - ASTM A53 Carbon Steel Welded Pipe (Galvanized)
- NSF/ANSI 372 & 61 Certified
- CRNs are available

NO LEAD <0.25% Pb by weighted avg.

MALLEABLE FITTINGS & NIPPLES

Part No.	Pipe Length	Quantity L1	Quantity L2
Pipe Size - 1/8"			
GN-01	3/4" - Close	25	400
GN-0115	1-1/2"	25	400
GN-0120	2"	25	400
GN-0125	2-1/2"	25	400
GN-0130	3"	25	400
GN-0135	3-1/2"	25	400
GN-0140	4"	25	400
GN-0145	4-1/2"	25	400
GN-0150	5"	25	400
GN-0155	5-1/2"	25	400
GN-0160	6"	25	400
GN-0170	7"	25	400
GN-0180	8"	25	400
GN-0190	9"	25	200
GN-01100	10"	25	200
GN-01110	11"	25	200
GN-01120	12"	25	200
GRCP-01180	18"	5	
GRCP-01240	24"	5	
GRCP-01300	30"	5	
GRCP-01360	36"	5	
GRCP-01480	48"	5	
GRCP-01600	60"	5	
GRCP-01720	72"	5	
Pipe Size - 1/4"			
GN-02	7/8" - Close	25	400
GN-0215	1-1/2"	25	400
GN-0220	2"	25	400
GN-0225	2-1/2"	25	400
GN-0230	3"	25	400
GN-0235	3-1/2"	25	400
GN-0240	4"	25	400
GN-0245	4-1/2"	25	400
GN-0250	5"	25	400
GN-0255	5-1/2"	25	300
GN-0260	6"	25	300
GN-0270	7"	25	200
GN-0280	8"	25	200
GN-0290	9"	25	200
GN-02100	10"	25	150
GN-02110	11"	25	150
GN-02120	12"	25	150
GRCP-02180	18"	5	
GRCP-02240	24"	5	
GRCP-02300	30"	5	
GRCP-02360	36"	5	
GRCP-02480	48"	5	
GRCP-02600	60"	5	
GRCP-02720	72"	5	

Part No.	Pipe Length	Quantity L1	Quantity L2
Pipe Size - 3/8"			
GN-03	1" - Close	25	400
GN-0315	1-1/2"	25	400
GN-0320	2"	25	400
GN-0325	2-1/2"	25	400
GN-0330	3"	25	400
GN-0335	3-1/2"	25	300
GN-0340	4"	25	300
GN-0345	4-1/2"	25	300
GN-0350	5"	25	200
GN-0355	5-1/2"	25	200
GN-0360	6"	25	200
GN-0370	7"	25	150
GN-0380	8"	25	150
GN-0390	9"	25	100
GN-03100	10"	25	100
GN-03110	11"	25	100
GN-03120	12"	25	100
GRCP-03180	18"	5	
GRCP-03240	24"	5	
GRCP-03300	30"	5	
GRCP-03360	36"	5	
GRCP-03480	48"	5	
GRCP-03600	60"	5	
GRCP-03720	72"	5	
Pipe Size - 1/2"			
GN-05	1-1/8" - Close	25	400
GN-0515	1-1/2"	25	400
GN-0520	2"	25	400
GN-0525	2-1/2"	25	300
GN-0530	3"	25	300
GN-0535	3-1/2"	25	200
GN-0540	4"	25	200
GN-0545	4-1/2"	25	200
GN-0550	5"	25	200
GN-0555	5-1/2"	25	150
GN-0560	6"	25	150
GN-0570	7"	25	100
GN-0580	8"	25	100
GN-0590	9"	25	100
GN-05100	10"	25	75
GN-05110	11"	25	75
GN-05120	12"	25	75
GRCP-05180	18"	5	
GRCP-05240	24"	5	
GRCP-05300	30"	5	
GRCP-05360	36"	5	
GRCP-05480	48"	5	
GRCP-05600	60"	5	
GRCP-05720	72"	5	

BOSHART INDUSTRIES

SCHEDULE 40 GALVANIZED PIPE NIPPLES & READY CUT PIPE

Part No.	Pipe Length	Quantity L1	Quantity L2
Pipe Size - 3/4"			
GN-07	1-3/8" - Close	25	400
GN-0715	1-1/2"	25	400
GN-0720	2"	25	300
GN-0725	2-1/2"	25	300
GN-0730	3"	25	200
GN-0735	3-1/2"	25	200
GN-0740	4"	25	150
GN-0745	4-1/2"	25	150
GN-0750	5"	25	100
GN-0755	5-1/2"	25	100
GN-0760	6"	25	100
GN-0770	7"	25	75
GN-0780	8"	25	75
GN-0790	9"	25	50
GN-07100	10"	25	50
GN-07110	11"	25	50
GN-07120	12"	25	50
GRCP-07180	18"	5	
GRCP-07240	24"	5	
GRCP-07300	30"	5	
GRCP-07360	36"	5	
GRCP-07480	48"	5	
GRCP-07600	60"	5	
GRCP-07720	72"	5	
Pipe Size - 1"			
GN-10	1-1/2" - Close	25	200
GN-1020	2"	25	200
GN-1025	2-1/2"	25	150
GN-1030	3"	25	150
GN-1035	3-1/2"	25	100
GN-1040	4"	25	100
GN-1045	4-1/2"	25	100
GN-1050	5"	25	75
GN-1055	5-1/2"	25	75
GN-1060	6"	25	50
GN-1070	7"	25	50
GN-1080	8"	25	50
GN-1090	9"	25	50
GN-10100	10"	20	40
GN-10110	11"	20	40
GN-10120	12"	20	40
GRCP-10180	18"	5	
GRCP-10240	24"	5	
GRCP-10300	30"	5	
GRCP-10360	36"	5	
GRCP-10480	48"	5	
GRCP-10600	60"	5	
GRCP-10720	72"	5	
Pipe Size - 1-1/4"			
GN-12	1-5/8" - Close	25	150
GN-1220	2"	25	100
GN-1225	2-1/2"	25	100
GN-1230	3"	25	100
GN-1235	3-1/2"	25	50
GN-1240	4"	25	50
GN-1245	4-1/2"	25	50
GN-1250	5"	25	50
GN-1255	5-1/2"	25	50
GN-1260	6"	25	50
GN-1270	7"	15	30
GN-1280	8"	15	30
GN-1290	9"	15	30
GN-12100	10"	30	
GN-12110	11"	30	
GN-12120	12"	30	
GRCP-12180	18"	5	
GRCP-12240	24"	5	
GRCP-12300	30"	5	
GRCP-12360	36"	5	
GRCP-12480	48"	5	
GRCP-12600	60"	5	
GRCP-12720	72"	5	
Pipe Size - 1-1/2"			
GN-15	1-3/4" - Close	25	100
GN-1520	2"	25	100
GN-1525	2-1/2"	25	50
GN-1530	3"	25	50
GN-1535	3-1/2"	25	50
GN-1540	4"	25	50
GN-1545	4-1/2"	25	50
GN-1550	5"	20	40
GN-1555	5-1/2"	20	40
GN-1560	6"	20	40
GN-1570	7"	35	
GN-1580	8"	25	
GN-1590	9"	25	
GN-15100	10"	15	
GN-15110	11"	15	
GN-15120	12"	15	
GRCP-15180	18"	5	
GRCP-15240	24"	5	
GRCP-15300	30"	5	
GRCP-15360	36"	5	
GRCP-15480	48"	5	
GRCP-15600	60"	5	
GRCP-15720	72"	5	
Pipe Size - 2"			
GN-20	2" - Close	25	50
GN-2025	2-1/2"	25	50
GN-2030	3"	50	
GN-2035	3-1/2"	25	
GN-2040	4"	25	
GN-2045	4-1/2"	25	
GN-2050	5"	25	
GN-2055	5-1/2"	25	
GN-2060	6"	25	
GN-2070	7"	18	
GN-2080	8"	18	
GN-2090	9"	18	
GN-20100	10"	14	
GN-20110	11"	14	
GN-20120	12"	14	
GRCP-20180	18"	5	
GRCP-20240	24"	5	
GRCP-20300	30"	5	
GRCP-20360	36"	5	
GRCP-20480	48"	5	
GRCP-20600	60"	5	
GRCP-20720	72"	2	

SCHEDULE 40 GALVANIZED PIPE NIPPLES & READY CUT PIPE

Part No.	Pipe Length	Quantity L1	Quantity L2
Pipe Size - 2-1/2"			
GN-25	2-1/2" - Close	36	
GN-2530	3"	36	
GN-2535	3-1/2"	27	
GN-2540	4"	27	
GN-2545	4-1/2"	24	
GN-2550	5"	18	
GN-2555	5-1/2"	18	
GN-2560	6"	18	
GN-2570	7"	14	
GN-2580	8"	12	
GN-2590	9"	12	
GN-25100	10"	9	
GN-25110	11"	9	
GN-25120	12"	9	
Pipe Size - 3"			
GN-30	2-5/8" - Close	24	
GN-3030	3"	24	
GN-3035	3-1/2"	18	
GN-3040	4"	18	
GN-3045	4-1/2"	16	
GN-3050	5"	12	
GN-3055	5-1/2"	12	
GN-3060	6"	12	
GN-3070	7"	9	
GN-3080	8"	8	
GN-3090	9"	8	
GN-30100	10"	6	
GN-30110	11"	6	
GN-30120	12"	6	

Part No.	Pipe Length	Quantity L1	Quantity L2
Pipe Size - 4"			
GN-40	2-7/8" - Close	15	
GN-4035	3-1/2"	12	
GN-4040	4"	12	
GN-4045	4-1/2"	10	
GN-4050	5"	8	
GN-4055	5-1/2"	8	
GN-4060	6"	8	
GN-4070	7"	5	
GN-4080	8"	5	
GN-4090	9"	5	
GN-40100	10"	4	
GN-40110	11"	4	
GN-40120	12"	4	
Pipe Size - 6"			
GN-60	3-1/8" - Close	4	
GN-6045	4-1/2"		
GN-6050	5"		
GN-6055	5-1/2"		
GN-6060	6"	4	
GN-6070	7"		
GN-6080	8"		
GN-6090	9"		
GN-60100	10"		
GN-60110	11"		
GN-60120	12"		

SCHEDULE 80 BLACK STEEL PIPE NIPPLES

These pipe nipples are seamless.
- Dimensional Specifications
  - ASTM A106 High Temperature Service Pipe
- Thread Specifications
  - ANSI/ASME B1.20.1 Pipe Threads
- Material Specifications
  - ASTM A106 Carbon Steel Seamless Pipe
- CRNs are available

Part No.	Pipe Length	Quantity L1	Quantity L2
Pipe Size - 1/8"			
BLHN-01	3/4" - Close	25	450
BLHN-0115	1-1/2"	25	450
BLHN-0120	2"	25	450
BLHN-0125	2-1/2"	25	450
BLHN-0130	3"	25	450
BLHN-0135	3-1/2"	25	450
BLHN-0140	4"	25	450
BLHN-0145	4-1/2"	25	300
BLHN-0150	5"	25	300
BLHN-0155	5-1/2"	25	300
BLHN-0160	6"	25	300
BLHN-0170	7"	25	150
BLHN-0180	8"	25	150
BLHN-0190	9"	25	
BLHN-01100	10"	25	100
BLHN-01110	11"	25	100
BLHN-01120	12"	25	100

Part No.	Pipe Length	Quantity L1	Quantity L2
Pipe Size - 1/4"			
BLHN-02	7/8" - Close	25	450
BLHN-0215	1-1/2"	25	450
BLHN-0220	2"	25	450
BLHN-0225	2-1/2"	25	450
BLHN-0230	3"	25	450
BLHN-0235	3-1/2"	25	450
BLHN-0240	4"	25	450
BLHN-0245	4-1/2"	25	300
BLHN-0250	5"	25	300
BLHN-0255	5-1/2"	25	300
BLHN-0260	6"	25	300
BLHN-0270	7"	25	150
BLHN-0280	8"	25	150
BLHN-0290	9"	25	150
BLHN-02100	10"	25	100
BLHN-02110	11"	25	100
BLHN-02120	12"	25	100

BOSHART INDUSTRIES

SCHEDULE 80 BLACK STEEL PIPE NIPPLES

Part No.	Pipe Length	Quantity L1	Quantity L2
Pipe Size - 3/8"			
BLHN-03	1" - Close	25	450
BLHN-0315	1-1/2"	25	450
BLHN-0320	2"	25	450
BLHN-0325	2-1/2"	25	450
BLHN-0330	3"	25	450
BLHN-0335	3-1/2"	25	450
BLHN-0340	4"	25	300
BLHN-0345	4-1/2"	25	300
BLHN-0350	5"	25	200
BLHN-0355	5-1/2"	25	300
BLHN-0360	6"	25	200
BLHN-0370	7"	25	150
BLHN-0380	8"	25	150
BLHN-0390	9"	25	100
BLHN-03100	10"	25	100
BLHN-03110	11"	25	100
BLHN-03120	12"	25	100
Pipe Size - 1/2"			
BLHN-05	1-1/8" - Close	25	450
BLHN-0515	1-1/2"	25	450
BLHN-0520	2"	25	450
BLHN-0525	2-1/2"	25	300
BLHN-0530	3"	25	300
BLHN-0535	3-1/2"	25	200
BLHN-0540	4"	25	200
BLHN-0545	4-1/2"	25	200
BLHN-0550	5"	25	200
BLHN-0555	5-1/2"	25	150
BLHN-0560	6"	25	150
BLHN-0570	7"	25	100
BLHN-0580	8"	25	100
BLHN-0590	9"	25	100
BLHN-05100	10"	25	75
BLHN-05110	11"	25	75
BLHN-05120	12"	25	75
Pipe Size - 3/4"			
BLHN-07	1-3/8" - Close	25	450
BLHN-0715	1-1/2"	25	450
BLHN-0720	2"	25	300
BLHN-0725	2-1/2"	25	200
BLHN-0730	3"	25	200
BLHN-0735	3-1/2"	25	200
BLHN-0740	4"	25	150
BLHN-0745	4-1/2"	25	150
BLHN-0750	5"	25	150
BLHN-0755	5-1/2"	25	100
BLHN-0760	6"	25	100
BLHN-0770	7"	25	100
BLHN-0780	8"	25	100
BLHN-0790	9"	25	100
BLHN-07100	10"	25	50
BLHN-07110	11"	25	
BLHN-07120	12"	25	50
Pipe Size - 1"			
BLHN-10	1-1/2" - Close	25	200
BLHN-1020	2"	25	200
BLHN-1025	2-1/2"	25	150
BLHN-1030	3"	25	100
BLHN-1035	3-1/2"	25	150
BLHN-1040	4"	25	100
BLHN-1045	4-1/2"	25	100
BLHN-1050	5"	25	100
BLHN-1055	5-1/2"	25	100
BLHN-1060	6"	25	75
BLHN-1070	7"	25	
BLHN-1080	8"	10	60
BLHN-1090	9"	10	40
BLHN-10100	10"	10	40
BLHN-10110	11"	10	40
BLHN-10120	12"	10	40
Pipe Size - 1-1/4"			
BLHN-12	1-5/8" - Close	25	100
BLHN-1220	2"	25	100
BLHN-1225	2-1/2"	25	100
BLHN-1230	3"	25	100
BLHN-1235	3-1/2"	25	100
BLHN-1240	4"	25	100
BLHN-1245	4-1/2"	25	50
BLHN-1250	5"	25	50
BLHN-1255	5-1/2"	25	50
BLHN-1260	6"	25	50
BLHN-1270	7"	5	30
BLHN-1280	8"	5	30
BLHN-1290	9"	5	20
BLHN-12100	10"	5	20
BLHN-12110	11"	5	20
BLHN-12120	12"	5	20
Pipe Size - 1-1/2"			
BLHN-15	1-3/4" - Close	25	100
BLHN-1520	2"	25	100
BLHN-1525	2-1/2"	25	50
BLHN-1530	3"	25	50
BLHN-1535	3-1/2"	25	50
BLHN-1540	4"	25	50
BLHN-1545	4-1/2"	25	50
BLHN-1550	5"	25	50
BLHN-1555	5-1/2"	25	50
BLHN-1560	6"	25	50
BLHN-1570	7"	5	30
BLHN-1580	8"	5	20
BLHN-1590	9"	5	20
BLHN-15100	10"	5	20
BLHN-15110	11"	5	20
BLHN-15120	12"	4	12
Pipe Size - 2"			
BLHN-20	2" - Close	25	50
BLHN-2025	2-1/2"	25	50
BLHN-2030	3"	25	50
BLHN-2035	3-1/2"	25	50
BLHN-2040	4"	25	50
BLHN-2045	4-1/2"	20	40
BLHN-2050	5"	25	25
BLHN-2055	5-1/2"	25	25
BLHN-2060	6"	25	25
BLHN-2070	7"	5	20
BLHN-2080	8"	5	20
BLHN-2090	9"	5	20
BLHN-20100	10"	5	20
BLHN-20110	11"	5	20
BLHN-20120	12"	5	15
Pipe Size - 2-1/2"			
BLHN-25	2-1/2" - Close	25	25
BLHN-2530	3"	25	25
BLHN-2535	3-1/2"	25	25
BLHN-2540	4"	25	25
BLHN-2545	4-1/2"	25	25
BLHN-2550	5"	25	25
BLHN-2555	5-1/2"	25	25
BLHN-2560	6"	25	25
BLHN-2570	7"	16	16
BLHN-2580	8"	16	16

BOSHART INDUSTRIES

SCHEDULE 80 BLACK STEEL PIPE NIPPLES

Part No.	Pipe Length	Quantity L1	Quantity L2
BLHN-2590	9"	16	16
BLHN-25100	10"	16	16
BLHN-25110	11"	15	15
BLHN-25120	12"	16	
Pipe Size - 3"			
BLHN-30	2-5/8" - Close	5	25
BLHN-3030	3"	25	25
BLHN-3035	3-1/2"	25	25
BLHN-3040	4"	25	25
BLHN-3045	4-1/2"	1	25
BLHN-3050	5"	16	16
BLHN-3055	5-1/2"	16	16
BLHN-3060	6"	16	16
BLHN-3070	7"	16	16
BLHN-3080	8"	14	14

Part No.	Pipe Length	Quantity L1	Quantity L2
BLHN-30100	10"	10	10
BLHN-30110	11"	10	10
BLHN-30120	12"	9	9
Pipe Size - 4"			
BLHN-40	2-7/8" - Close	20	20
BLHN-4035	3-1/2"	10	10
BLHN-4040	4"	10	10
BLHN-4045	4-1/2"	10	10
BLHN-4050	5"	10	10
BLHN-4060	6"	10	10
BLHN-4080	8"	5	5
BLHN-40100	10"	5	5
BLHN-40110	11"	5	5
BLHN-40120	12"	5	5

SCHEDULE 40 NIPPLE ASSORTMENTS

These steel nipple assortments come in packs with a variety of different pipe nipple lengths.
Please note that the primary material for the BLN and BLRCP series is Class 150 Black Carbon Steel

Part No.	Size		Quantity L1	Quantity L2
Class 150 Black Carbon Steel, • Dimensional Specifications - ASTM A733 Pipe Nipples • Thread Specifications - ANSI/ASME B1.20.1 Pipe Threads				
BLNA-05	1/2"	Includes 6 of the following lengths: Close, 1-1/2", 2", 2-1/2", 3", 3-1/2", 4", 4-1/2", 5", 5-1/2", 6" Total pieces: 66	1	
BLNA-07	3/4"	Includes 6 of the following lengths: Close, 1-1/2", 2", 2-1/2", 3", 3-1/2", 4", 4-1/2", 5", 5-1/2", 6" Total pieces: 66	1	
BLNA-10	1"	Includes 6 of the following lengths: Close, 2", 2-1/2", 3", 3-1/2", 4", 4-1/2", 5", 5-1/2", 6" Total pieces: 60	1	
BLNA-05-25	1/2"	Includes the following lengths: (4) Close, (3) 1-1/2", (3) 2", (3) 2-1/2", (2) 3", (2) 3-1/2", (2) 4", (1) 4-1/2", (2) 5", (1) 5-1/2", (2) 6" Total pieces: 25	1	
BLNA-07-25	3/4"	Includes the following lengths: (6) Close, (4) 2", (3) 2-1/2", (2) 3", (2) 3-1/2", (2) 4", (1) 4-1/2", (2) 5", (1) 5-1/2", (2) 6" Total pieces: 25	1	
BLNA-10-25	1"	Includes the following lengths: (5) Close, (5) 2", (3) 2-1/2", (2) 3", (2) 3-1/2", (2) 4", (1) 4-1/2", (2) 5", (1) 5-1/2", (2) 6" Total pieces: 25	1	
BLNA-05SR	1/2"	Includes 1 of the following lengths: Close, 1-1/2", 2", 2-1/2", 3", 3-1/2", 4", 4-1/2", 5", 5-1/2", 6" Total pieces: 11	16	
BLNA-07SR	3/4"	Includes 1 of the following lengths: Close, 1-1/2", 2", 2-1/2", 3", 3-1/2", 4", 4-1/2", 5", 5-1/2", 6" Total pieces: 11	16	
BLNA-10SR	1"	Includes 1 of the following lengths: Close, 2", 2-1/2", 3", 3-1/2", 4", 4-1/2", 5", 5-1/2", 6" Total pieces: 10	8	
BLNA-12SR	1-1/4"	Includes 1 of the following lengths: Close, 2", 2-1/2", 3", 3-1/2", 4", 4-1/2", 5", 5-1/2", 6" Total pieces: 10	4	

BOSHART INDUSTRIES

SCHEDULE 40 NIPPLE ASSORTMENTS

Part No.	Size		Quantity L1	Quantity L2
BLNA-15SR	1-1/2"	Includes 1 of the following lengths: Close, 2", 2-1/2", 3", 3-1/2", 4", 4-1/2", 5", 5-1/2", 6" Total pieces: 10	4	
BLNA-20SR	2"	Includes 1 of the following lengths: Close, 2-1/2", 3", 3-1/2", 4", 4-1/2", 5", 5-1/2", 6" Total pieces: 9	3	

Galvanized Carbon Steel,
- **Dimensional Specifications**
  - **ASTM A733 Pipe Nipples**
- **Thread Specifications**
  - **ANSI/ASME B1.20.1 Pipe Threads**
- **NSF/ANSI 372**

GNA-05	1/2"	Includes 6 of the following lengths: Close, 1-1/2", 2", 2-1/2", 3", 3-1/2", 4", 4-1/2", 5", 5-1/2", 6" Total pieces: 66	1	
GNA-05SR	1/2"	Includes 1 of the following lengths: Close, 1-1/2", 2", 2-1/2", 3", 3-1/2", 4", 4-1/2", 5", 5-1/2", 6" Total pieces: 11	16	
GNA-07	3/4"	Includes 6 of the following lengths: Close, 1-1/2", 2", 2-1/2", 3", 3-1/2", 4", 4-1/2", 5", 5-1/2", 6" Total pieces: 66	1	
GNA-07SR	3/4"	Includes 1 of the following lengths: Close, 1-1/2", 2", 2-1/2", 3", 3-1/2", 4", 4-1/2", 5", 5-1/2", 6" Total pieces: 11	16	
GNA-10	1"	Includes 6 of the following lengths: Close, 2", 2-1/2", 3", 3-1/2", 4", 4-1/2", 5", 5-1/2", 6" Total pieces: 60	1	
GNA-10SR	1"	Includes 1 of the following lengths: Close, 2", 2-1/2", 3", 3-1/2", 4", 4-1/2", 5", 5-1/2", 6" Total pieces: 10	8	
GNA-12SR	1-1/4"	Includes 1 of the following lengths: Close, 2", 2-1/2", 3", 3-1/2", 4", 4-1/2", 5", 5-1/2", 6" Total pieces: 10	4	
GNA-15SR	1-1/2"	Includes 1 of the following lengths: Close, 2", 2-1/2", 3", 3-1/2", 4", 4-1/2", 5", 5-1/2", 6" Total pieces: 10	4	
GNA-20SR	2"	Includes 1 of the following lengths: Close, 2-1/2", 3", 3-1/2", 4", 4-1/2", 5", 5-1/2", 6" Total pieces: 9	3	

READY CUT PIPE RACKS

These racks are for storing and displaying ready cut pipe.

Part No.		Quantity L1	Quantity L2
RCP-RACK	Standard		
RCP-RACKLG	Large		

BOSHART INDUSTRIES

GALVANIZED COMPRESSION COUPLINGS

Galvanized compression couplings fit the iron pipe size listed. Pipes must be properly restrained or end blocked to prevent blow off after installation.

• Material Specifications
- ANSI/ASTM A197 Cupola Malleable Iron Castings

NO LEAD <0.25% Pb by weighted avg.

Part No.	Size	Pipe OD	Quantity L1	Quantity L2
Galvanized Malleable Iron, Gasket Material: Nitrile Rubber Temperature Range: 14°F to 140°F (-10°C to 60°C), Maximum Pressure: 150 PSI Comp Connection				
GCC-05	1/2"	0.840"	24	48
GCC-07	3/4"	1.050"	20	40
GCC-10	1"	1.315"	12	24
GCC-12	1-1/4"	1.660"	9	18
GCC-15	1-1/2"	1.900"	6	12
GCC-20	2"	2.375"	5	10

STANDARD MERCHANT COUPLINGS

Steel material and coupling dimensions conform to the requirements of ASTM A865. Standard merchant couplings 1/8 - 2" are straight tapped (NPS) and 2-1/2 " and larger are taper tapped (NPT) to ANSI/ASME B1.20.1

• Material Specifications
- ASTM A865 Merchant Couplings

Part No.	Size	Pipe Length	Quantity L1	Quantity L2
Coupling Black Steel FPT Connection				
BLMC-01	1/8"	3/4"	100	1200
BLMC-02	1/4"	1-1/8"	100	800
BLMC-03	3/8"	1-1/8"	100	600
BLMC-05	1/2"	1-1/2"	100	400
BLMC-07	3/4"	1-9/16"	50	
BLMC-10	1"	1-15/16"	30	
BLMC-12	1-1/4"	2"	25	
BLMC-15	1-1/2"	2"	25	
BLMC-20	2"	2-1/16"	20	
BLMC-25	2-1/2"	3-1/16"	24	
BLMC-30	3"	3-3/16"	18	
BLMC-35	3-1/2"	3-5/16"	12	
BLMC-40	4"	3-7/16"	12	
BLMC-50	5"	3-11/16"	6	
BLMC-60	6"	3-15/16"	4	
BLMC-80	8"	4-3/16"		2

Coupling Galvanized Steel FPT Connection				
GMC-01	1/8"	3/4"	100	1200
GMC-02	1/4"	1-1/8"	100	800
GMC-03	3/8"	1-1/8"	100	600
GMC-05	1/2"	1-1/2"	100	400
GMC-07	3/4"	1-9/16"	50	
GMC-10	1"	1-15/16"	30	
GMC-12	1-1/4"	2"	25	
GMC-15	1-1/2"	2"	25	
GMC-20	2"	2-1/16"	20	
GMC-25	2-1/2"	3-1/16"	24	
GMC-30	3"	3-3/16"	18	
GMC-40	4"	3-7/16"	12	
GMC-60	6"	3-15/16"	4	

BOSHART INDUSTRIES

HALF MERCHANT COUPLINGS

Half couplings are threaded all the way through, one end is square cut for welding onto a tank.
Steel material and coupling dimensions conform to the requirements of ASTM A865. Standard merchant couplings 1/8 - 2" are straight tapped (NPS) and 2-1/2 " and larger are taper tapped (NPT) to ANSI/ASME B1.20.1

• Material Specifications
- ASTM A865 Merchant Couplings

Part No.	Size	Pipe Length	Quantity L1	Quantity L2
Half Coupling Black Steel FPT Connection				
BLMHC-01	1/8"	17/32"	200	2400
BLMHC-02	1/4"	17/32"	200	2000
BLMHC-03	3/8"	17/32"	200	1200
BLMHC-05	1/2"	22/32"	200	800
BLMHC-07	3/4"	3/4"	200	400
BLMHC-10	1"	15/16"	100	300
BLMHC-12	1-1/4"	31/32"	50	200
BLMHC-15	1-1/2"	31/32"	50	200
BLMHC-20	2"	1"	100	
BLMHC-25	2-1/2"	1-1/2"	48	
BLMHC-30	3"	1-9/16"	30	
BLMHC-35	3-1/2"	1-5/8"	24	
BLMHC-40	4"	1-11/16"	24	
BLMHC-50	5"	1-3/4"	15	
BLMHC-60	6"	1-7/8"	6	
BLMHC-80	8"	2-3/32"	4	

BOSHART INDUSTRIES

MERCHANT STEEL FITTINGS

Merchant steel fittings are designed with Dryseal Taper Threads (NPTF) for more critical applications where the sealing compound may fail due to high heat or pressure, NPTF Dryseal threads produce a mechanical seal by the mating and slight crushing of the threads when a wrench is applied to tighten the fittings.

NO LEAD <0.25% Pb by weighted avg.

- Material Specifications
  - ASTM A108 Carbon Steel
- Dimensional Specifications
  - ASME B16.14 Threaded Plugs, Bushings & Locknuts
  - SAE J531 Taper Thread Pipe Plugs
- Thread Specifications
  - ASME B1.20.3 - Dryseal Pipe Threads

Merchant Hex Bushing - MPTF x FPTF

Part No.	Size	Quantity L1	Quantity L2
BLMB-0201	1/4" x 1/8"	100	
BLMB-0301	3/8" x 1/8"	100	
BLMB-0302	3/8" x 1/4"	100	
BLMB-0501	1/2" x 1/8"	100	
BLMB-0502	1/2" x 1/4"	100	
BLMB-0503	1/2" x 3/8"	100	
BLMB-0701	3/4" x 1/8"	100	
BLMB-0702	3/4" x 1/4"	100	
BLMB-0703	3/4" x 3/8"	100	
BLMB-0705	3/4" x 1/2"	100	

Merchant Hex Cap - FPTF

Part No.	Size	Quantity L1	Quantity L2
BLMHCA-01	1/8"	100	
BLMHCA-02	1/4"	100	
BLMHCA-03	3/8"	100	
BLMHCA-05	1/2"	100	
BLMHCA-07	3/4"	50	

Merchant Countersunk Hex Socket Plug - MPTF

Part No.	Size	Quantity L1	Quantity L2
BLMPCHS-01	1/8"	100	
BLMPCHS-02	1/4"	100	
BLMPCHS-03	3/8"	100	
BLMPCHS-05	1/2"	100	
BLMPCHS-07	3/4"	100	
BLMPCHS-10	1"	50	
BLMPCHS-12	1-1/4"	25	
BLMPCHS-15	1-1/2"	25	
BLMPCHS-20	2"	20	

Merchant Countersunk Square Socket Plug - MPTF

Part No.	Size	Quantity L1	Quantity L2
BLMPCSS-01	1/8"	100	
BLMPCSS-02	1/4"	100	
BLMPCSS-03	3/8"	100	
BLMPCSS-05	1/2"	100	
BLMPCSS-07	3/4"	100	
BLMPCSS-10	1"	50	
BLMPCSS-12	1-1/4"	25	
BLMPCSS-15	1-1/2"	25	
BLMPCSS-20	2"	20	

Merchant Square Head Plug - MPTF

Part No.	Size	Quantity L1	Quantity L2
BLMP-01	1/8"	100	
BLMP-02	1/4"	100	
BLMP-03	3/8"	100	
BLMP-05	1/2"	100	
BLMP-07	3/4"	100	

BOSHART INDUSTRIES

GALVANIZED MERCHANT STEEL FITTINGS

Merchant steel fittings are designed with Dryseal Taper Threads (NPTF) for more critical applications where the sealing compound may fail due to high heat or pressure, NPTF Dryseal threads produce a mechanical seal by the mating and slight crushing of the threads when a wrench is applied to tighten the fittings.

NO LEAD <0.25% Pb by weighted avg.

- Material Specifications
  - ASTM A108 Carbon Steel
  - ASME B633.07 Zinc Plating
- Dimensional Specifications
  - ASME B16.14 Threaded Plugs, Bushings & Locknuts
  - SAE J531 Taper Thread Pipe Plugs
- Thread Specifications
  - ASME B1.20.3 - Dryseal Pipe Threads

Merchant Hex Bushing - MPTF x FPTF

Part No.	Size	Quantity L1	Quantity L2
GMB-0201	1/4" x 1/8"	100	
GMB-0301	3/8" x 1/8"	100	
GMB-0302	3/8" x 1/4"	100	
GMB-0501	1/2" x 1/8"	100	
GMB-0502	1/2" x 1/4"	100	
GMB-0503	1/2" x 3/8"	100	
GMB-0701	3/4" x 1/8"	100	
GMB-0702	3/4" x 1/4"	100	
GMB-0703	3/4" x 3/8"	100	
GMB-0705	3/4" x 1/2"	100	

Merchant Hex Cap - FPTF

Part No.	Size	Quantity L1	Quantity L2
GMHCA-01	1/8"	100	
GMHCA-02	1/4"	100	
GMHCA-03	3/8"	100	
GMHCA-05	1/2"	100	
GMHCA-07	3/4"	50	

Merchant Countersunk Hex Socket Plug - MPTF

Part No.	Size	Quantity L1	Quantity L2
GMPCHS-01	1/8"	100	
GMPCHS-02	1/4"	100	
GMPCHS-03	3/8"	100	
GMPCHS-05	1/2"	100	
GMPCHS-07	3/4"	100	
GMPCHS-10	1"	50	
GMPCHS-12	1-1/4"	25	
GMPCHS-15	1-1/2"	25	
GMPCHS-20	2"	20	

Merchant Countersunk Square Socket Plug - MPTF

Part No.	Size	Quantity L1	Quantity L2
GMPCSS-01	1/8"	100	
GMPCSS-02	1/4"	100	
GMPCSS-03	3/8"	100	
GMPCSS-05	1/2"	100	
GMPCSS-07	3/4"	100	
GMPCSS-10	1"	50	
GMPCSS-12	1-1/4"	25	
GMPCSS-15	1-1/2"	25	
GMPCSS-20	2"	20	

Merchant Square Head Plug - MPTF

Part No.	Size	Quantity L1	Quantity L2
GMP-01	1/8"	100	
GMP-02	1/4"	100	
GMP-03	3/8"	100	
GMP-05	1/2"	100	
GMP-07	3/4"	100	

BOSHART INDUSTRIES

CAST IRON COMPANION FLANGES

If temperature exceeds 150°F (66°C), pressure drops. Do not use at temperatures lower than -20°F (-29°C).

- Dimension Specifications
  - ANSI/ASME B16.1 Class 125 Cast Iron Flanges
- Thread Specifications
  - ANSI/ASME B1.20.1 Pipe Threads

Note: Reducing part numbers begin with BLCFR.

NO LEAD <0.25% Pb by weighted avg.

Part No.	Pipe Size	Flange Diameter	Number of Holes	Quantity L1	Quantity L2
Cast Iron, Maximum Pressure: 175 PSI, FPT Connection					
BLCF-10	1"	4-1/4"	4	1300	
BLCFR-1050	1"	5"	4	1100	
BLCFR-1060	1"	6"	4	560	
BLCFR-1075	1"	7-1/2"	4	320	
BLCF-12	1-1/4"	4-3/5"	4	1200	
BLCFR-1250	1-1/4"	5"	4	1100	
BLCFR-1260	1-1/4"	6"	4	560	
BLCF-15	1-1/2"	5"	4	1100	
BLCFR-1560	1-1/2"	6"	4	560	
BLCFR-1570	1-1/2"	7"	4	360	
BLCFR-1575	1-1/2"	7-1/2"	4	320	
BLCFR-1590	1-1/2"	9"	8	200	
BLCFR-15110	1-1/2"	11"	8	120	
BLCF-20	2"	6"	4	560	
BLCFR-2070	2"	7"	4	360	
BLCFR-2075	2"	7-1/2"	4	320	
BLCFR-2090	2"	9"	8	200	
BLCFR-20110	2"	11"	8	120	
BLCFR-201350	2"	13-1/2"	8	66	
BLCF-25	2-1/2"	7"	4	360	
BLCFR-2575	2-1/2"	7-1/2"	4	320	
BLCFR-2590	2-1/2"	9"	8	200	
BLCFR-25110	2-1/2"	11"	8	120	
BLCF-30	3"	7-1/2"	4	300	
BLCFR-3090	3"	9"	8	200	
BLCFR-30100	3"	10"	8	150	
BLCFR-30110	3"	11"	8	120	
BLCFR-301350	3"	13-1/2"	8	66	
BLCF-40	4"	9"	8	250	
BLCFR-40100	4"	10"	8	150	
BLCFR-40110	4"	11"	8	120	
BLCFR-401350	4"	13-1/2"	8	66	
BLCF-50	5"	10"	8	118	
BLCFR-50110	5"	11"	8	120	
BLCF-60	6"	11"	8	108	
BLCFR-601350	6"	13-1/2"	8	66	
BLCF-80	8"	13-1/2"	8	66	
BLCF-100	10"	16"	12	38	
BLCF-120	12"	19"	12	25	

BOSHART INDUSTRIES

COMPANION FLANGE BOLT/GASKET KITS

Boshart's flange bolt/gasket kits come packaged in a sealed bag with one gasket and the correct number of bolts/nuts. If temperature exceeds 150°F (66°C) pressure drops, do not use at temperatures lower than -20°F (-29°C).
Gaskets material: Styrene Butadine Rubber (SBR)
Bolt & nut material: Zinc plated carbon steel
• Material Specifications
- ASTM D1330 Rubber Sheet Gaskets
- ASTM A307 Bolts
- ASTM A563 Nuts

NO LEAD <0.25% Pb by weighted avg.

Part No.	Pipe Size	Flange Diameter	Number of Holes	Thickness	Quantity L1	Quantity L2
Maximum Pressure: 200 PSI						
BLCFGK-20	2"	6"	4	1/8"	16	
BLCFGK-25	2-1/2"	7"	4	1/8"	16	
BLCFGK-30	3"	7-1/2"	4	1/8"	10	
BLCFGK-40	4"	9"	8	1/8"	10	
BLCFGK-50	5"	10"	8	1/8"	1	10
BLCFGK-60	6"	11"	8	1/8"	10	
BLCFGK-80	8"	13-1/2"	8	1/8"	1	8
BLCFGK-100	10"	16"	12	1/8"		
BLCFGK-120	12"	19"	12	1/8"		

COMPANION FLANGE GASKETS

If temperature exceeds 150°F (66°C) pressure drops, do not use at temperatures lower than -20°F (-29°C).
Gaskets material: Styrene Butadine Rubber (SBR)
• Material Specifications
- ASTM D1330 Rubber Sheet Gaskets

Part No.	Pipe Size	Flange Diameter	Number of Holes	Thickness	Quantity L1	Quantity L2
SBR, Maximum Pressure: 200 PSI						
BLCFG-15	1-1/2"	5"	4	1/8"		
BLCFG-20	2"	6"	4	1/8"		
BLCFG-25	2-1/2"	7"	4	1/8"		
BLCFG-30	3"	7-1/2"	4	1/8"		
BLCFG-40	4"	9"	8	1/8"		
BLCFG-50	5"	10"	8	1/8"		
BLCFG-60	6"	11"	8	1/8"		
BLCFG-80	8"	13-1/2"	8	1/8"		
BLCFG-100	10"	16"	12	1/8"		
BLCFG-120	12"	19"	12	1/8"		

BOSHART INDUSTRIES

CLASS 125 CAST BRONZE FITTINGS

These fittings are not for conveying potable water.
- Material Specifications
  - ASTM B584 Copper Alloy Sand Castings
- Dimensional Specifications
  - ANSI/ASME B16.15 Threaded Fittings
  - ANSI/ASME B16.18 Solder Fittings
  - ANSI/ASME B16.24 Flanges
- Thread Specifications
  - ANSI/ASME B1.20.1 Pipe Threads
- CRN's are available

Bushing - MPT x FPT
† Inside Head * Octagon Head

Part No.	Size	Quantity L1	Quantity L2
2-BRB-2520 *	2-1/2" x 2"	15	30
2-BRB-1512	1-1/2" x 1-1/4"	25	75
2-BRB-1205-3 †	1-1/4" x 1/2"	30	120
2-BRB-1203-3 †	1-1/4" x 3/8"	30	120
2-BRB-0503	1/2" x 3/8"	150	600
2-BRB-0501-3	1/2" x 1/8"	150	600
2-BRB-0302	3/8" x 1/4"	75	900

Cap - FPT

Part No.	Size	Quantity L1	Quantity L2
2-BRCA-07	3/4"	40	160
2-BRCA-05	1/2"	75	300

Coupling - FPT

Part No.	Size	Quantity L1	Quantity L2
2-BRC-15	1-1/2"	18	36
2-BRC-10	1"	25	100
2-BRC-07	3/4"	50	150
2-BRC-03	3/8"	40	480
2-BRC-02	1/4"	40	480

Reducing Coupling - FPT

Part No.	Size	Quantity L1	Quantity L2
2-BRRC-2012	2" x 1-1/4"	9	27
2-BRRC-1007	1" x 3/4"	25	100
2-BRRC-0503	1/2" x 3/8"	60	240

45° Elbow - FPT

Part No.	Size	Quantity L1	Quantity L2
2-BRE4-10	1"	20	60
2-BRE4-07	3/4"	40	120

90° Elbow - FPT

Part No.	Size	Quantity L1	Quantity L2
2-BRE-20	2"	8	16
2-BRE-15	1-1/2"	15	30
2-BRE-12	1-1/4"	20	40
2-BRE-07	3/4"	35	105
2-BRE-03	3/8"	90	360
2-BRE-02	1/4"	35	420

Reducing 90° Elbow - FPT

Part No.	Size	Quantity L1	Quantity L2
2-BRRE-1210	1-1/4" x 1"	10	40
2-BRRE-1007	1" x 3/4"	50	100
2-BRRE-0705	3/4" x 1/2"	40	160

45° Street Elbow - MPT x FPT

Part No.	Size	Quantity L1	Quantity L2
2-BRSE4-01	1/8"	70	840

BOSHART INDUSTRIES

CLASS 125 CAST BRONZE FITTINGS

Floor Flange - FPT

Part No.	Size	Quantity L1	Quantity L2
2-BRFF-20	2"		16
2-BRFF-15	1-1/2"	20	40
2-BRFF-12	1-1/4"	20	40
2-BRFF-10	1"	10	40
2-BRFF-07	3/4"	15	45
2-BRFF-05	1/2"	16	64

Locknut - FPT

Part No.	Size	Quantity L1	Quantity L2
2-BRLN-20	2"	10	80
2-BRLN-15	1-1/2"	25	100
2-BRLN-12	1-1/4"	10	160
2-BRLN-10	1"	8	200
2-BRLN-05	1/2"	25	450
2-BRLN-03	3/8"	25	1400
2-BRLN-02	1/4"	25	1400

Plug - MPT

Part No.	Size	Quantity L1	Quantity L2
2-BRP-20	2"	20	60
2-BRP-15	1-1/2"	30	90
2-BRP-05	1/2"	50	600

Solid Plug - MPT

Part No.	Size	Quantity L1	Quantity L2
2-BRPS-07	3/4"	35	420
2-BRPS-05	1/2"	50	600

Tee - FPT

Part No.	Size	Quantity L1	Quantity L2
2-BRT-10	1"	20	40

Reducing Tee - FPT

Part No.	Size	Quantity L1	Quantity L2
2-BRRT-202012	2" x 2" x 1-1/4"	8	16
2-BRRT-202010	2" x 2" x 1"	10	20
2-BRRT-101007	1" x 1" x 3/4"	12	48
2-BRRT-070710-2	3/4" x 3/4" x 1"	40	80
2-BRRT-070705	3/4" x 3/4" x 1/2"	20	80

Union - FPT

Part No.	Size	Quantity L1	Quantity L2
2-BRU-10	1"	20	40
2-BRU-05	1/2"	50	100
2-BRU-02	1/4"	20	240

BOSHART INDUSTRIES

CLASS 125 NO LEAD CAST BRONZE FITTINGS

- Material Specifications
  - ASTM B584 Copper Alloy Sand Castings
- Dimensional Specifications
  - ANSI/ASME B16.15 Threaded Fittings
  - ANSI/ASME B16.18 Solder Fittings
  - ANSI/ASME B16.24 Flanges
- Thread Specifications
  - ANSI/ASME B1.20.1 Pipe Threads
- NSF/ANSI 61 & 372

Bushing
MPT x FPT Connection

Part No.	Size	Quantity L1	Quantity L2
NLBRB-0201	1/4" x 1/8"	120	1440
NLBRB-0301	3/8" x 1/8"	75	900
NLBRB-0302	3/8" x 1/4"	75	900
NLBRB-0501-3	1/2" x 1/8"	150	600
NLBRB-0502	1/2" x 1/4"	150	600
NLBRB-0503	1/2" x 3/8"	150	600
NLBRB-0701-3	3/4" x 1/8"	75	300
NLBRB-0702-3	3/4" x 1/4"	75	300
NLBRB-0703	3/4" x 3/8"	75	300
NLBRB-0705	3/4" x 1/2"	75	300
NLBRB-1002-3	1" x 1/4"	50	200
NLBRB-1003-3	1" x 3/8"	50	200
NLBRB-1005	1" x 1/2"	50	200
NLBRB-1007	1" x 3/4"	50	200
NLBRB-1202-3	1-1/4" x 1/4"	30	120
NLBRB-1203-3	1-1/4" x 3/8"	30	120
NLBRB-1205-3	1-1/4" x 1/2"	30	120
NLBRB-1207	1-1/4" x 3/4"	30	120
NLBRB-1210	1-1/4" x 1"	30	120
NLBRB-1505-3	1-1/2" x 1/2"	25	75
NLBRB-1507-3	1-1/2" x 3/4"	25	75
NLBRB-1510	1-1/2" x 1"	25	75
NLBRB-1512	1-1/2" x 1-1/4"	25	75
NLBRB-2005-3	2" x 1/2"	20	60
NLBRB-2007-3	2" x 3/4"	20	60
NLBRB-2010-3	2" x 1"	20	60
NLBRB-2012	2" x 1-1/4"	20	60
NLBRB-2015	2" x 1-1/2"	20	60
NLBRB-2510-3	2-1/2" x 1"	15	30
NLBRB-2512-3	2-1/2" x 1-1/4"	15	30
NLBRB-2515	2-1/2" x 1-1/2"	15	30
NLBRB-2520	2-1/2" x 2"	15	30
NLBRB-3020	3" x 2"	12	24
NLBRB-3025	3" x 2-1/2"	12	24
NLBRB-4020-3	4" x 2"	5	10
NLBRB-4025	4" x 2-1/2"	5	10
NLBRB-4030	4" x 3"	5	10

Cap
FPT Connection

NLBRCA-01	1/8"	120	1440
NLBRCA-02	1/4"	80	960
NLBRCA-03	3/8"	60	720
NLBRCA-05	1/2"	75	300
NLBRCA-07	3/4"	40	160
NLBRCA-10	1"	25	100
NLBRCA-12	1-1/4"	20	80
NLBRCA-15	1-1/2"	18	54
NLBRCA-20	2"	12	36
NLBRCA-25	2-1/2"	20	40
NLBRCA-30	3"	24	
NLBRCA-40	4"	6	12

BOSHART INDUSTRIES

CLASS 125 NO LEAD CAST BRONZE FITTINGS

Part No.	Size	Quantity L1	Quantity L2
Coupling FPT Connection			
NLBRC-01	1/8"	70	840
NLBRC-02	1/4"	40	480
NLBRC-03	3/8"	40	480
NLBRC-05	1/2"	60	240
NLBRC-07	3/4"	50	150
NLBRC-10	1"	25	100
NLBRC-12	1-1/4"	16	64
NLBRC-15	1-1/2"	18	36
NLBRC-20	2"	12	24
NLBRC-25	2-1/2"	8	16
NLBRC-30	3"	12	
NLBRC-40	4"	6	

Reducing Coupling FPT Connection			
NLBRRC-0201	1/4" x 1/8"	50	600
NLBRRC-0301	3/8" x 1/8"	35	420
NLBRRC-0302	3/8" x 1/4"	30	360
NLBRRC-0501-3	1/2" x 1/8"	75	300
NLBRRC-0502	1/2" x 1/4"	75	300
NLBRRC-0503	1/2" x 3/8"	60	240
NLBRRC-0702-3	3/4" x 1/4"	45	180
NLBRRC-0703	3/4" x 3/8"	45	180
NLBRRC-0705	3/4" x 1/2"	60	180
NLBRRC-1003-3	1" x 3/8"	30	120
NLBRRC-1005	1" x 1/2"	30	120
NLBRRC-1007	1" x 3/4"	25	100
NLBRRC-1205-3	1-1/4" x 1/2"	25	75
NLBRRC-1207	1-1/4" x 3/4"	25	75
NLBRRC-1210	1-1/4" x 1"	15	60
NLBRRC-1505-3	1-1/2" x 1/2"	20	60
NLBRRC-1507-3	1-1/2" x 3/4"	15	60
NLBRRC-1510	1-1/2" x 1"	25	50
NLBRRC-1512	1-1/2" x 1-1/4"	12	48
NLBRRC-2005-3	2" x 1/2"	12	36
NLBRRC-2007-3	2" x 3/4"	12	36
NLBRRC-2010-3	2" x 1"	12	36
NLBRRC-2012	2" x 1-1/4"	9	27
NLBRRC-2015	2" x 1-1/2"	9	27
NLBRRC-2515	2-1/2" x 1-1/2"	7	14
NLBRRC-2520	2-1/2" x 2"	7	14
NLBRRC-3020	3" x 2"	6	12
NLBRRC-3025	3" x 2-1/2"	5	10
NLBRRC-4030	4" x 3"	3	6

Cross FPT Connection			
NLBRCR-02	1/4"	60	240
NLBRCR-03	3/8"	50	150
NLBRCR-05	1/2"	30	90
NLBRCR-07	3/4"	20	60
NLBRCR-10	1"	15	30
NLBRCR-12	1-1/4"	10	20
NLBRCR-15	1-1/2"	8	16
NLBRCR-20	2"	5	10

BOSHART INDUSTRIES

CLASS 125 NO LEAD CAST BRONZE FITTINGS

Part No.	Size	Quantity L1	Quantity L2
45° Elbow FPT Connection			
NLBRE4-01	1/8"	50	600
NLBRE4-02	1/4"	30	360
NLBRE4-03	3/8"	75	300
NLBRE4-05	1/2"	50	200
NLBRE4-07	3/4"	40	120
NLBRE4-10	1"	20	60
NLBRE4-12	1-1/4"	20	40
NLBRE4-15	1-1/2"	10	30
NLBRE4-20	2"	12	24
NLBRE4-25	2-1/2"	12	
NLBRE4-30	3"	10	
NLBRE4-40	4"	2	4

90° Elbow FPT Connection			
NLBRE-01	1/8"	50	600
NLBRE-02	1/4"	35	420
NLBRE-03	3/8"	90	360
NLBRE-05	1/2"	50	200
NLBRE-07	3/4"	35	105
NLBRE-10	1"	20	60
NLBRE-12	1-1/4"	20	40
NLBRE-15	1-1/2"	15	30
NLBRE-20	2"	8	16
NLBRE-25	2-1/2"	12	
NLBRE-30	3"	8	
NLBRE-40	4"	2	

Reducing 90° Elbow FPT Connection			
NLBRRE-0301	3/8" x 1/8"	105	420
NLBRRE-0502	1/2" x 1/4"	60	240
NLBRRE-0503	1/2" x 3/8"	60	240
NLBRRE-0703	3/4" x 3/8"	40	160
NLBRRE-0705	3/4" x 1/2"	40	160
NLBRRE-1005	1" x 1/2"	25	100
NLBRRE-1007	1" x 3/4"	50	100
NLBRRE-1205	1-1/4" x 1/2"	20	80
NLBRRE-1207	1-1/4" x 3/4"	15	60
NLBRRE-1210	1-1/4" x 1"	10	40
NLBRRE-1507	1-1/2" x 3/4"	10	40
NLBRRE-1510	1-1/2" x 1"	10	40
NLBRRE-1512	1-1/2" x 1-1/4"	15	30
NLBRRE-2005	2" x 1/2"	10	40
NLBRRE-2007	2" x 3/4"	9	36
NLBRRE-2010	2" x 1"	14	28
NLBRRE-2012	2" x 1-1/4"	25	
NLBRRE-2015	2" x 1-1/2"	10	20
NLBRRE-2515	2-1/2" x 1-1/2"	16	
NLBRRE-2520	2-1/2" x 2"	6	12
NLBRRE-3020	3" x 2"	4	8

45° Street Elbow MPT x FPT Connection			
NLBRSE4-01	1/8"	70	840
NLBRSE4-02	1/4"	40	480
NLBRSE4-03	3/8"	100	400
NLBRSE4-05	1/2"	75	225
NLBRSE4-07	3/4"	40	120
NLBRSE4-10	1"	25	75
NLBRSE4-12	1-1/4"	10	40
NLBRSE4-15	1-1/2"	10	30
NLBRSE4-20	2"	12	24

BOSHART INDUSTRIES

CLASS 125 NO LEAD CAST BRONZE FITTINGS

90° Street Elbow
MPT x FPT Connection

Part No.	Size	Quantity L1	Quantity L2
NLBRSE-01	1/8"	60	720
NLBRSE-02	1/4"	35	420
NLBRSE-03	3/8"	60	240
NLBRSE-05	1/2"	60	180
NLBRSE-07	3/4"	35	105
NLBRSE-10	1"	45	90
NLBRSE-12	1-1/4"	25	50
NLBRSE-15	1-1/2"	9	27
NLBRSE-20	2"	8	16
NLBRSE-25	2-1/2"	5	10
NLBRSE-30	3"	8	
NLBRSE-40	4"	4	

Plug
FPT Connection

NLBRP-05	1/2"	50	600
NLBRP-07	3/4"	30	360
NLBRP-10	1"	20	240
NLBRP-12	1-1/4"	40	120
NLBRP-15	1-1/2"	30	90
NLBRP-20	2"	20	60
NLBRP-25	2-1/2"	16	32
NLBRP-30	3"	16	32
NLBRP-40	4"	6	12

Solid Plug
FPT Connection

NLBRP-01	1/8"	400	4800
NLBRP-02	1/4"	150	1800
NLBRP-03	3/8"	120	1440
NLBRPS-05	1/2"	50	600
NLBRPS-07	3/4"	35	420
NLBRPS-10	1"	20	240
NLBRPS-12	1-1/4"	30	120
NLBRPS-15	1-1/2"	30	90
NLBRPS-20	2"	10	60

Tee
FPT Connection

NLBRT-01	1/8"	120	480
NLBRT-02	1/4"	75	300
NLBRT-03	3/8"	45	180
NLBRT-05	1/2"	40	120
NLBRT-07	3/4"	35	70
NLBRT-10	1"	20	40
NLBRT-12	1-1/4"	14	28
NLBRT-15	1-1/2"	12	24
NLBRT-20	2"	8	16
NLBRT-25	2-1/2"	4	8
NLBRT-30	3"	6	
NLBRT-40	4"	2	

BOSHART INDUSTRIES

CLASS 125 NO LEAD CAST BRONZE FITTINGS

Part No.	Size	Quantity L1	Quantity L2
Reducing Tee FPT Connection			
NLBRRT-020201	1/4" x 1/4" x 1/8"	125	500
NLBRRT-050502	1/2" x 1/2" x 1/4"	40	160
NLBRRT-050503	1/2" x 1/2" x 3/8"	40	160
NLBRRT-050507-2	1/2" x 1/2" x 3/4"	30	120
NLBRRT-070505-2	3/4" x 1/2" x 1/2"	25	100
NLBRRT-070507	3/4" x 1/2" x 3/4"	20	80
NLBRRT-070702	3/4" x 3/4" x 1/4"	25	100
NLBRRT-070703	3/4" x 3/4" x 3/8"	25	100
NLBRRT-070705	3/4" x 3/4" x 1/2"	20	80
NLBRRT-070710-2	3/4" x 3/4" x 1"	40	80
NLBRRT-100505-2	1" x 1/2" x 1/2"	15	60
NLBRRT-100507-2	1" x 1/2" x 3/4"	80	
NLBRRT-100510	1" x 1/2" x 1"	15	60
NLBRRT-100707-2	1" x 3/4" x 3/4"	15	60
NLBRRT-100710	1" x 3/4" x 1"	30	60
NLBRRT-101002	1" x 1" x 1/4"	11	44
NLBRRT-101003	1" x 1" x 3/8"	15	60
NLBRRT-101005	1" x 1" x 1/2"	15	60
NLBRRT-101007	1" x 1" x 3/4"	12	48
NLBRRT-121205	1-1/4" x 1-1/4" x 1/2"	20	40
NLBRRT-121207	1-1/4" x 1-1/4" x 3/4"	20	40
NLBRRT-121210	1-1/4" x 1-1/4" x 1"	20	40
NLBRRT-151505	1-1/2" x 1-1/2" x 1/2"	18	36
NLBRRT-151507	1-1/2" x 1-1/2" x 3/4"	15	30
NLBRRT-151510	1-1/2" x 1-1/2" x 1"	10	30
NLBRRT-151512	1-1/2" x 1-1/2" x 1-1/4"	12	24
NLBRRT-202005	2" x 2" x 1/2"	10	20
NLBRRT-202007	2" x 2" x 3/4"	10	20
NLBRRT-202010	2" x 2" x 1"	10	20
NLBRRT-202012	2" x 2" x 1-1/4"	8	16
NLBRRT-202015	2" x 2" x 1-1/2"	8	16

Union FPT Connection			
NLBRU-01	1/8"	60	240
NLBRU-02	1/4"	20	240
NLBRU-03	3/8"	40	160
NLBRU-05	1/2"	50	100
NLBRU-07	3/4"	35	70
NLBRU-10	1"	20	40
NLBRU-12	1-1/4"	15	30
NLBRU-15	1-1/2"	10	20
NLBRU-20	2"	6	12
NLBRU-25	2-1/2"	4	8
NLBRU-30	3"	4	8
NLBRU-40	4"	2	4

BOSHART INDUSTRIES

BRASS NIPPLES & READY CUT PIPE

Red Brass nipples are produced from red brass pipe which has higher copper content than yellow brass and offers much better corrosion resistance from water and resists attack from salt water, & minerals, contained in water. Ideal for use in high corrosion installations such as barns, underground installations, wells, basements or any other damp environments. Much longer lifespan than galvanized fittings.

NO LEAD <0.25% Pb by weighted avg.

- Material Specifications
  - ASTM B43 Brass Pipe
- Dimensional Specifications
  - ASTM B687 Pipe Nipples
- Thread Specifications
  - ANSI/ASME B1.20.1 Pipe Threads
- NSF/ANSI 61 & 372
- CRN's are available

BRONZE FITTINGS & NIPPLES

Part No.	Pipe Length	Quantity L1	Quantity L2
Pipe Size - 1/8"			
BRN-01	3/4" - Close	25	600
BRN-0115	1-1/2"	25	600
BRN-0120	2"	25	600
BRN-0125	2-1/2"	25	600
BRN-0130	3"	25	600
BRN-0135	3-1/2"	25	600
BRN-0140	4"	25	600
BRN-0145	4-1/2"	25	400
BRN-0150	5"	25	400
BRN-0155	5-1/2"	25	400
BRN-0160	6"	25	400
BRN-0170	7"	25	200
BRN-0180	8"	25	200
BRN-0190	9"	25	200
BRN-01100	10"	25	150
BRN-01120	12"	25	150
Pipe Size - 1/4"			
BRN-02	7/8" - Close	25	600
BRN-0215	1-1/2"	25	600
BRN-0220	2"	25	600
BRN-0225	2-1/2"	25	600
BRN-0230	3"	25	600
BRN-0235	3-1/2"	25	400
BRN-0240	4"	25	400
BRN-0245	4-1/2"	25	400
BRN-0250	5"	25	300
BRN-0255	5-1/2"	25	300
BRN-0260	6"	25	300
BRN-0280	8"	25	200
BRN-0290	9"	25	200
BRN-02100	10"	25	150
BRN-02120	12"	25	150
Pipe Size - 3/8"			
BRN-03	1" - Close	25	600
BRN-0315	1-1/2"	25	600
BRN-0320	2"	25	600
BRN-0325	2-1/2"	25	400
BRN-0330	3"	25	400
BRN-0335	3-1/2"	25	400
BRN-0340	4"	25	300
BRN-0345	4-1/2"	25	300
BRN-0350	5"	25	200
BRN-0355	5-1/2"	25	200
BRN-0360	6"	25	200
BRN-0380	8"	25	150
BRN-03100	10"	25	100
BRN-03120	12"	25	100

Part No.	Pipe Length	Quantity L1	Quantity L2
Pipe Size - 1/2"			
BRN-05	1-1/8" - Close	25	600
BRN-0515	1-1/2"	25	600
BRN-0520	2"	25	400
BRN-0525	2-1/2"	25	400
BRN-0530	3"	25	300
BRN-0535	3-1/2"	25	200
BRN-0540	4"	25	200
BRN-0545	4-1/2"	25	200
BRN-0550	5"	25	150
BRN-0555	5-1/2"	25	150
BRN-0560	6"	25	150
BRN-0570	7"	25	100
BRN-0580	8"	25	100
BRN-0590	9"	25	100
BRN-05100	10"	25	75
BRN-05120	12"	25	75
BRRCP-05180	18"	5	
BRRCP-05240	24"	5	
BRRCP-05300	30"	5	
BRRCP-05360	36"	5	
Pipe Size - 3/4"			
BRN-07	1-3/8" - Close	25	400
BRN-0715	1-1/2"	25	400
BRN-0720	2"	25	300
BRN-0725	2-1/2"	25	300
BRN-0730	3"	25	200
BRN-0735	3-1/2"	25	200
BRN-0740	4"	25	150
BRN-0745	4-1/2"	25	150
BRN-0750	5"	25	100
BRN-0755	5-1/2"	25	100
BRN-0760	6"	25	100
BRN-0770	7"	25	75
BRN-0780	8"	25	75
BRN-07100	10"	25	50
BRN-07110	11"	25	50
BRN-07120	12"	25	50
BRRCP-07180	18"	5	
BRRCP-07240	24"	5	
BRRCP-07300	30"	5	
BRRCP-07360	36"	5	

BRASS NIPPLES & READY CUT PIPE

Part No.	Pipe Length	Quantity L1	Quantity L2
Pipe Size - 1"			
BRN-10	1-1/2" - Close	25	300
BRN-1020	2"	25	200
BRN-1025	2-1/2"	25	200
BRN-1030	3"	25	150
BRN-1035	3-1/2"	25	150
BRN-1040	4"	25	100
BRN-1045	4-1/2"	25	100
BRN-1050	5"	25	100
BRN-1055	5-1/2"	25	75
BRN-1060	6"	25	75
BRN-1070	7"	25	50
BRN-1080	8"	25	50
BRN-1090	9"	25	50
BRN-10100	10"	20	40
BRN-10110	11"	20	40
BRN-10120	12"	20	40
BRRCP-10180	18"	3	
BRRCP-10240	24"	3	
BRRCP-10300	30"	3	
BRRCP-10360	36"	3	
Pipe Size - 1-1/4"			
BRN-12	1-5/8" - Close	25	150
BRN-1220	2"	25	150
BRN-1225	2-1/2"	25	150
BRN-1230	3"	25	100
BRN-1235	3-1/2"	25	100
BRN-1240	4"	25	75
BRN-1245	4-1/2"	25	75
BRN-1250	5"	25	50
BRN-1255	5-1/2"	25	50
BRN-1260	6"	25	50
BRN-1280	8"	20	40
BRN-1290	9"	15	30
BRN-12100	10"	30	
BRN-12120	12"	20	
BRRCP-12180	18"	3	
BRRCP-12240	24"	3	
BRRCP-12300	30"	3	
BRRCP-12360	36"	3	
Pipe Size - 1-1/2"			
BRN-15	1-3/4" - Close	25	100
BRN-1520	2"	25	75
BRN-1525	2-1/2"	25	75
BRN-1530	3"	25	50
BRN-1535	3-1/2"	25	50
BRN-1540	4"	25	50
BRN-1545	4-1/2"	25	50
BRN-1550	5"	25	50
BRN-1555	5-1/2"	50	
BRN-1560	6"	40	
BRN-1580	8"	30	
BRN-15100	10"	20	
BRN-15120	12"	20	
BRRCP-15180	18"	3	
BRRCP-15240	24"	3	
BRRCP-15300	30"	3	
BRRCP-15360	36"	3	

Part No.	Pipe Length	Quantity L1	Quantity L2
Pipe Size - 2"			
BRN-20	2" - Close	25	75
BRN-2025	2-1/2"	25	50
BRN-2030	3"	25	50
BRN-2035	3-1/2"	40	
BRN-2040	4"	40	
BRN-2045	4-1/2"	40	
BRN-2050	5"	40	
BRN-2055	5-1/2"	30	
BRN-2060	6"	30	
BRN-2070	7"	20	
BRN-2080	8"	20	
BRN-2090	9"	20	
BRN-20100	10"	20	
BRN-20120	12"	15	
BRRCP-20180	18"	3	
BRRCP-20240	24"	3	
BRRCP-20300	30"	3	
BRRCP-20360	36"	3	
BRRCP-20480	48"	3	
Pipe Size - 2-1/2"			
BRN-25	2-1/2" - Close	40	
BRN-2530	3"	40	
BRN-2535	3-1/2"	30	
BRN-2540	4"	30	
BRN-2545	4-1/2"	30	
BRN-2550	5"	20	
BRN-2555	5-1/2"	20	
BRN-2560	6"	20	
BRN-2580	8"	10	
BRN-25100	10"	10	
BRN-25120	12"	10	
Pipe Size - 3"			
BRN-30	2-5/8" - Close	30	
BRN-3030	3"	20	
BRN-3035	3-1/2"	15	
BRN-3040	4"	15	
BRN-3045	4-1/2"	15	
BRN-3050	5"	15	
BRN-3055	5-1/2"	15	
BRN-3060	6"	10	
BRN-3080	8"	7	
BRN-30100	10"	5	
BRN-30120	12"	5	
Pipe Size - 4"			
BRN-40	2-7/8" - Close	20	
BRN-4035	3-1/2"	10	
BRN-4040	4"	10	
BRN-4045	4-1/2"	8	
BRN-4050	5"	8	
BRN-4060	6"	8	
BRN-4080	8"	4	
BRN-40120	12"	4	

BOSHART INDUSTRIES

SOLDER & DROP EAR FITTINGS

These solder fittings connect to copper pipe. Drop ear elbows allow for the elbow to be mounted and secured to a stud, plywood, etc.
• NSF/ANSI 372

NO LEAD <0.25% Pb by weighted avg.

Dropear 90° Elbow - CxC

Part No.	Size	Quantity L1	Quantity L2
BRDECC-05NL	1/2"	25	200

Dropear 90° Elbow - C x FPT

Part No.	Size	Quantity L1	Quantity L2
BRDECF-05NL	1/2"	25	200

Dropear 90° Elbow - Crimp PEX x FPT

Part No.	Size	Quantity L1	Quantity L2
BRDEPF-05NL	1/2"	25	200

90° Elbow - C x FPT

Part No.	Size	Quantity L1	Quantity L2
BRECF-0507NL	1/2" x 3/4"	25	200
BRECF-05NL	1/2"	25	200
BRECF-0705NL	3/4" x 1/2"	25	200
BRECF-07NL	3/4"	25	100
BRECF-10NL	1"	10	120

90° Elbow - C x MPT

Part No.	Size	Quantity L1	Quantity L2
BSF-CME05NL	1/2"	25	300
BSF-CME07NL	3/4"	25	300
BSF-CME10NL	1"	10	120

Tee - C x C x FPT

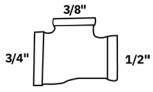

RT-070503
3/4" X 1/2" X 3/8"
(part number sequence)

Part No.	Size	Quantity L1	Quantity L2
BSF-CCFT05NL	1/2"	25	300
BSF-CCFT070705NL	3/4" x 3/4" x 1/2"	25	150
BSF-CCFT07NL	3/4"	25	150
BSF-CCFT101005NL	1" x 1" x 1/2"	8	80
BSF-CCFT101007NL	1" x 1" x 3/4"	8	80
BSF-CCFT10NL	1"	8	80
BSF-CCFT121207NL	1-1/4" x 1-1/4" x 3/4"	6	60
BSF-CCFT151507NL	1-1/2" x 1-1/2" x 3/4"	10	60

Tee - C x FPT x C

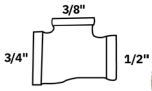

RT-070503
3/4" X 1/2" X 3/8"
(part number sequence)

Part No.	Size	Quantity L1	Quantity L2
BSF-CFCT05NL	1/2"	25	150
BSF-CFCT070507NL	3/4" x 1/2" x 3/4"	25	150
BSF-CFCT07NL	3/4"	25	150
BSF-CFCT100510NL	1" x 1/2" x 1"	25	150
BSF-CFCT100710NL	1" x 3/4" x 1"	8	80
BSF-CFCT120512NL	1-1/4" x 1/2" x 1-1/4"	10	60
BSF-CFCT120712NL	1-1/4" x 3/4" x 1-1/4"	10	60
BSF-CFCT200720NL	2" x 3/4" x 2"	3	36

Baseboard Tee - CxC

Part No.	Size	Quantity L1	Quantity L2
BSF-CBT070107NL	3/4" x 1/8" x 3/4"	25	300

BOSHART INDUSTRIES

CLASS 150 BRONZE COMPANION FLANGES

• Material Specifications
- ASTM B584 Copper Alloy Sand Castings- C84400 (Bronze), C89833 (No Lead Bronze)

• Dimensional Specifications
- ANSI/ASME B16.24 Copper Pipe Flanges and Flanged Fittings

• Thread Specifications
- ANSI/ASME B1.20.1 Pipe Threads

Part No.	Pipe Size	Flange Diameter	Number of Holes	Quantity L1	Quantity L2
Bronze, FPT Connection					
2-BRCF-05	1/2"	3-1/2"	4	15	60
2-BRCF-07	3/4"	3-7/8"	4	15	45
2-BRCF-10	1"	4-1/4"	4	15	30
2-BRCF-12	1-1/4"	4-3/5"	4	15	30
2-BRCF-15	1-1/2"	5"	4	15	
2-BRCF-20	2"	6"	4	10	20
2-BRCF-25	2-1/2"	7"	4	5	10
2-BRCF-30	3"	7-1/2"	4	4	8
2-BRCF-40	4"	9"	8	3	6

CLASS 150 NO LEAD BRONZE COMPANION FLANGES

Part No.	Pipe Size	Flange Diameter	Number of Holes	Quantity L1	Quantity L2
Bronze, FPT Connection					
NLBRCF-05	1/2"	3-1/2"	4	15	60
NLBRCF-07	3/4"	3-7/8"	4	15	45
NLBRCF-10	1"	4-1/4"	4	15	30
NLBRCF-12	1-1/4"	4-3/5"	4	15	30
NLBRCF-15	1-1/2"	5"	4	15	15
NLBRCF-20	2"	6"	4	10	20
NLBRCF-25	2-1/2"	7"	4	5	10
NLBRCF-30	3"	7-1/2"	4	4	8
NLBRCF-40	4"	9"	8	3	6

BOSHART INDUSTRIES

CLASS 150 HEAVY 304 STAINLESS FITTINGS - MSS SP114

Boshart recommends using both Gray Stainless Steel PTFE Tape & Gray Magic Pipe Thread Compound together for joining stainless steel threaded fittings

NO LEAD <0.25% Pb by weighted avg.

- Material Specifications
  - ASTM A351 Austenitic Steel Castings
- Dimensional Specifications
  - MSS SP114 Corrosion Resistant Threaded Fittings
  - ANSI/ASME B16.14 Threaded Plugs, Bushings & Locknuts
  - ANSI/ASME B16.36 Threaded Unions
- Thread Specifications
  - ANSI/ASME B1.20.1 Pipe Threads
- NSF/ANSI 61 & 372
- CRNs are available

Bushing - MPT x FPT
*** Octagon Head ◊10 Sided Head**

Part No.	Size	Quantity L1	Quantity L2
SSH304B-0201	1/4" x 1/8"	200	1200
SSH304B-0301	3/8" x 1/8"	150	600
SSH304B-0302	3/8" x 1/4"	150	600
SSH304B-0501-3	1/2" x 1/8"	150	600
SSH304B-0502	1/2" x 1/4"	150	600
SSH304B-0503	1/2" x 3/8"	150	600
SSH304B-0701-3	3/4" x 1/8"	50	300
SSH304B-0702-3	3/4" x 1/4"	50	300
SSH304B-0703	3/4" x 3/8"	50	300
SSH304B-0705	3/4" x 1/2"	50	300
SSH304B-1002-3	1" x 1/4"	50	200
SSH304B-1003-3	1" x 3/8"	50	200
SSH304B-1005	1" x 1/2"	50	200
SSH304B-1007	1" x 3/4"	50	200
SSH304B-1202-3	1-1/4" x 1/4"	30	120
SSH304B-1203-3	1-1/4" x 3/8"	30	120
SSH304B-1205-3	1-1/4" x 1/2"	30	120
SSH304B-1207	1-1/4" x 3/4"	30	120
SSH304B-1210	1-1/4" x 1"	30	120
SSH304B-1505-3	1-1/2" x 1/2"	25	75
SSH304B-1507-3	1-1/2" x 3/4"	25	75
SSH304B-1510	1-1/2" x 1"	25	75
SSH304B-1512	1-1/2" x 1-1/4"	25	75
SSH304B-2005-3	2" x 1/2"	20	60
SSH304B-2007-3	2" x 3/4"	20	60
SSH304B-2010-3	2" x 1"	20	60
SSH304B-2012	2" x 1-1/4"	20	60
SSH304B-2015	2" x 1-1/2"	20	60
SSH304B-2510-3 *	2-1/2" x 1"	24	
SSH304B-2512-3 *	2-1/2" x 1-1/4"	24	
SSH304B-2515 *	2-1/2" x 1-1/2"	24	
SSH304B-2520 *	2-1/2" x 2"	24	
SSH304B-3020 *	3" x 2"	20	
SSH304B-3025 *	3" x 2-1/2"	20	
SSH304B-4020-3 ◊	4" x 2"	10	
SSH304B-4025 ◊	4" x 2-1/2"	10	
SSH304B-4030 ◊	4" x 3"	10	

Cap - FPT

Part No.	Size	Quantity L1	Quantity L2
SSH304CA-01	1/8"	200	1200
SSH304CA-02	1/4"	200	800
SSH304CA-03	3/8"	100	600
SSH304CA-05	1/2"	75	300
SSH304CA-07	3/4"	60	240
SSH304CA-10	1"	35	140
SSH304CA-12	1-1/4"	25	100
SSH304CA-15	1-1/2"	25	75
SSH304CA-20	2"	18	54
SSH304CA-25	2-1/2"	30	
SSH304CA-30	3"	20	
SSH304CA-40	4"	14	

Coupling - FPT

Part No.	Size	Quantity L1	Quantity L2
SSH304C-01	1/8"	120	720
SSH304C-02	1/4"	120	480
SSH304C-03	3/8"	50	300
SSH304C-05	1/2"	60	240
SSH304C-07	3/4"	50	150
SSH304C-10	1"	25	75
SSH304C-12	1-1/4"	32	64
SSH304C-15	1-1/2"	18	36
SSH304C-20	2"	12	24
SSH304C-25	2-1/2"	16	
SSH304C-30	3"	12	
SSH304C-40	4"	7	

Machined Coupling - FPT

Part No.	Size	Quantity L1	Quantity L2
SSH304MC-05	1/2"	60	240
SSH304MC-07	3/4"	50	150
SSH304MC-10	1"	25	75
SSH304MC-12	1-1/4"	32	64
SSH304MC-15	1-1/2"	18	36
SSH304MC-20	2"	12	24

BOSHART INDUSTRIES

CLASS 150 HEAVY 304 STAINLESS FITTINGS - MSS SP114

Reducing Coupling - FPT

Part No.	Size	Quantity L1	Quantity L2
SSH304RC-0201	1/4" x 1/8"	140	420
SSH304RC-0301	3/8" x 1/8"	120	360
SSH304RC-0302	3/8" x 1/4"	120	360
SSH304RC-0501-3	1/2" x 1/8"	100	300
SSH304RC-0502	1/2" x 1/4"	100	300
SSH304RC-0503	1/2" x 3/8"	80	240
SSH304RC-0702-3	3/4" x 1/4"	60	180
SSH304RC-0703	3/4" x 3/8"	60	180
SSH304RC-0705	3/4" x 1/2"	60	180
SSH304RC-1003-3	1" x 3/8"	60	120
SSH304RC-1005	1" x 1/2"	50	100
SSH304RC-1007	1" x 3/4"	50	100
SSH304RC-1205-3	1-1/4" x 1/2"	40	80
SSH304RC-1207	1-1/4" x 3/4"	40	80
SSH304RC-1210	1-1/4" x 1"	30	60
SSH304RC-1505-3	1-1/2" x 1/2"	30	60
SSH304RC-1507-3	1-1/2" x 3/4"	30	60
SSH304RC-1510	1-1/2" x 1"	25	50
SSH304RC-1512	1-1/2" x 1-1/4"	24	48
SSH304RC-2005-3	2" x 1/2"	21	42
SSH304RC-2007-3	2" x 3/4"	21	42
SSH304RC-2010-3	2" x 1"	21	42
SSH304RC-2012	2" x 1-1/4"	20	
SSH304RC-2015	2" x 1-1/2"	20	
SSH304RC-2515	2-1/2" x 1-1/2"	16	
SSH304RC-2520	2-1/2" x 2"	16	
SSH304RC-3020	3" x 2"	12	
SSH304RC-3025	3" x 2-1/2"	12	
SSH304RC-4020-3	4" x 2"	9	
SSH304RC-4025	4" x 2-1/2"	9	
SSH304RC-4030	4" x 3"	9	

Cross - FPT

Part No.	Size	Quantity L1	Quantity L2
SSH304CR-05	1/2"	45	90
SSH304CR-07	3/4"	30	60
SSH304CR-10	1"	16	32
SSH304CR-12	1-1/4"	9	18
SSH304CR-15	1-1/2"	8	16
SSH304CR-20	2"	6	12

45° Elbow - FPT

Part No.	Size	Quantity L1	Quantity L2
SSH304E4-01	1/8"	100	600
SSH304E4-02	1/4"	70	420
SSH304E4-03	3/8"	50	300
SSH304E4-05	1/2"	50	200
SSH304E4-07	3/4"	40	120
SSH304E4-10	1"	20	60
SSH304E4-12	1-1/4"	20	40
SSH304E4-15	1-1/2"	15	30
SSH304E4-20	2"	9	18
SSH304E4-25	2-1/2"	15	
SSH304E4-30	3"	10	
SSH304E4-40	4"	6	

90° Elbow - FPT

Part No.	Size	Quantity L1	Quantity L2
SSH304E-01	1/8"	100	600
SSH304E-02	1/4"	70	420
SSH304E-03	3/8"	45	270
SSH304E-05	1/2"	50	200
SSH304E-07	3/4"	30	90
SSH304E-10	1"	20	60
SSH304E-12	1-1/4"	20	40
SSH304E-15	1-1/2"	10	20
SSH304E-20	2"	8	16
SSH304E-25	2-1/2"	15	
SSH304E-30	3"	10	
SSH304E-40	4"	5	

90° Street Elbow - MPT x FPT

Part No.	Size	Quantity L1	Quantity L2
SSH304SE-01	1/8"	100	600
SSH304SE-02	1/4"	70	420
SSH304SE-03	3/8"	40	240
SSH304SE-05	1/2"	60	180
SSH304SE-07	3/4"	30	90
SSH304SE-10	1"	30	60
SSH304SE-12	1-1/4"	20	40
SSH304SE-15	1-1/2"	13	26
SSH304SE-20	2"	7	14
SSH304SE-25	2-1/2"	13	
SSH304SE-30	3"	8	
SSH304SE-40	4"	4	

Locknut - NPSL

Part No.	Size	Quantity L1	Quantity L2
SSH304LN-03	3/8"	100	600
SSH304LN-05	1/2"	100	600
SSH304LN-07	3/4"	50	300
SSH304LN-10	1"	60	240
SSH304LN-12	1-1/4"	60	120
SSH304LN-15	1-1/2"	50	100
SSH304LN-20	2"	80	

Plug - MPT
Cored

Part No.	Size	Quantity L1	Quantity L2
SSH304P-01	1/8"	180	1080
SSH304P-02	1/4"	150	900
SSH304P-03	3/8"	90	540
SSH304P-05	1/2"	80	480
SSH304P-07	3/4"	50	300
SSH304P-10	1"	40	160
SSH304P-12	1-1/4"	25	100
SSH304P-15	1-1/2"	36	72
SSH304P-20	2"	15	45
SSH304P-25	2-1/2"	40	
SSH304P-30	3"	30	
SSH304P-40	4"	8	

BOSHART INDUSTRIES

CLASS 150 HEAVY 304 STAINLESS FITTINGS - MSS SP114

Tee - FPT

Part No.	Size	Quantity L1	Quantity L2
SSH304T-01	1/8"	75	450
SSH304T-02	1/4"	50	300
SSH304T-03	3/8"	45	180
SSH304T-05	1/2"	40	120
SSH304T-07	3/4"	35	70
SSH304T-10	1"	20	40
SSH304T-12	1-1/4"	14	28
SSH304T-15	1-1/2"	11	22
SSH304T-20	2"	6	12
SSH304T-25	2-1/2"	10	
SSH304T-30	3"	6	
SSH304T-40	4"	4	

Union - FPT

Part No.	Size	Quantity L1	Quantity L2
SSH304U-01	1/8"	60	360
SSH304U-02	1/4"	30	180
SSH304U-03	3/8"	35	140
SSH304U-05	1/2"	30	120
SSH304U-07	3/4"	25	75
SSH304U-10	1"	20	40
SSH304U-12	1-1/4"	18	36
SSH304U-15	1-1/2"	12	24
SSH304U-20	2"	8	16
SSH304U-25	2-1/2"	10	
SSH304U-30	3"	7	
SSH304U-40	4"	5	

CLASS 150 HEAVY 316 STAINLESS FITTINGS - MSS SP114

Boshart recommends using both Gray Stainless Steel PTFE Tape & Gray Magic Pipe Thread Compound together for joining stainless steel threaded fittings

NO LEAD <0.25% Pb by weighted avg.

- Material Specifications
  - ASTM A351 Austenitic Steel Castings
- Dimensional Specifications
  - MSS SP114 Corrosion Resistant Threaded Fittings
  - ANSI/ASME B16.14 Threaded Plugs, Bushings & Locknuts
  - ANSI/ASME B16.36 Threaded Unions
- Thread Specifications
  - ANSI/ASME B1.20.1 Pipe Threads
- NSF/ANSI 61 & 372
- CRNs are available

Bushing - MPT x FPT
*** Octagon Head ◊10 Sided Head**

Part No.	Size	Quantity L1	Quantity L2
SSH316B-0201	1/4" x 1/8"	200	1200
SSH316B-0301	3/8" x 1/8"	150	600
SSH316B-0302	3/8" x 1/4"	150	600
SSH316B-0501-3	1/2" x 1/8"	150	600
SSH316B-0502	1/2" x 1/4"	150	600
SSH316B-0503	1/2" x 3/8"	150	600
SSH316B-0701-3	3/4" x 1/8"	50	300
SSH316B-0702-3	3/4" x 1/4"	50	300
SSH316B-0703	3/4" x 3/8"	50	300
SSH316B-0705	3/4" x 1/2"	50	300
SSH316B-1002-3	1" x 1/4"	50	200
SSH316B-1003-3	1" x 3/8"	50	200
SSH316B-1005	1" x 1/2"	50	200
SSH316B-1007	1" x 3/4"	50	200
SSH316B-1202-3	1-1/4" x 1/4"	30	120
SSH316B-1203-3	1-1/4" x 3/8"	30	120
SSH316B-1205-3	1-1/4" x 1/2"	30	120
SSH316B-1207	1-1/4" x 3/4"	30	120
SSH316B-1210	1-1/4" x 1"	30	120
SSH316B-1505-3	1-1/2" x 1/2"	25	75
SSH316B-1507-3	1-1/2" x 3/4"	25	75
SSH316B-1510	1-1/2" x 1"	25	75
SSH316B-1512	1-1/2" x 1-1/4"	25	75
SSH316B-2005-3	2" x 1/2"	20	60
SSH316B-2007-3	2" x 3/4"	20	60
SSH316B-2010-3	2" x 1"	20	60
SSH316B-2012	2" x 1-1/4"	20	60
SSH316B-2015	2" x 1-1/2"	20	60
SSH316B-2510-3 *	2-1/2" x 1"	24	
SSH316B-2512-3 *	2-1/2" x 1-1/4"	24	
SSH316B-2515 *	2-1/2" x 1-1/2"	24	
SSH316B-2520 *	2-1/2" x 2"	24	
SSH316B-3020 *	3" x 2"	20	
SSH316B-3025 *	3" x 2-1/2"	20	
SSH316B-4020-3 ◊	4" x 2"	10	
SSH316B-4025 ◊	4" x 2-1/2"	10	
SSH316B-4030 ◊	4" x 3"	10	

Cap - FPT

Part No.	Size	Quantity L1	Quantity L2
SSH316CA-01	1/8"	200	1200
SSH316CA-02	1/4"	200	800
SSH316CA-03	3/8"	100	600
SSH316CA-05	1/2"	75	300
SSH316CA-07	3/4"	60	240
SSH316CA-10	1"	35	140
SSH316CA-12	1-1/4"	25	100
SSH316CA-15	1-1/2"	25	75
SSH316CA-20	2"	18	54
SSH316CA-25	2-1/2"	30	
SSH316CA-30	3"	20	
SSH316CA-40	4"	14	

BOSHART INDUSTRIES

CLASS 150 HEAVY 316 STAINLESS FITTINGS - MSS SP114

Coupling - FPT

Part No.	Size	Quantity L1	Quantity L2
SSH316C-01	1/8"	120	720
SSH316C-02	1/4"	120	480
SSH316C-03	3/8"	50	300
SSH316C-05	1/2"	60	240
SSH316C-07	3/4"	50	150
SSH316C-10	1"	25	75
SSH316C-12	1-1/4"	32	64
SSH316C-15	1-1/2"	18	36
SSH316C-20	2"	12	24
SSH316C-25	2-1/2"	16	
SSH316C-30	3"	12	
SSH316C-40	4"	7	

Machined Coupling - FPT

Part No.	Size	Quantity L1	Quantity L2
SSH316MC-05	1/2"	60	240
SSH316MC-07	3/4"	50	150
SSH316MC-10	1"	25	75
SSH316MC-12	1-1/4"	32	64
SSH316MC-15	1-1/2"	18	36
SSH316MC-20	2"	12	24

Reducing Coupling - FPT

Part No.	Size	Quantity L1	Quantity L2
SSH316RC-0201	1/4" x 1/8"	140	420
SSH316RC-0301	3/8" x 1/8"	120	360
SSH316RC-0302	3/8" x 1/4"	120	360
SSH316RC-0501-3	1/2" x 1/8"	100	300
SSH316RC-0502	1/2" x 1/4"	100	300
SSH316RC-0503	1/2" x 3/8"	80	240
SSH316RC-0702-3	3/4" x 1/4"	60	180
SSH316RC-0703	3/4" x 3/8"	60	180
SSH316RC-0705	3/4" x 1/2"	60	180
SSH316RC-1003-3	1" x 3/8"	60	120
SSH316RC-1005	1" x 1/2"	50	100
SSH316RC-1007	1" x 3/4"	50	100
SSH316RC-1205-3	1-1/4" x 1/2"	40	80
SSH316RC-1207	1-1/4" x 3/4"	40	80
SSH316RC-1210	1-1/4" x 1"	30	60
SSH316RC-1505-3	1-1/2" x 1/2"	30	60
SSH316RC-1507-3	1-1/2" x 3/4"	30	60
SSH316RC-1510	1-1/2" x 1"	25	50
SSH316RC-1512	1-1/2" x 1-1/4"	24	48
SSH316RC-2005-3	2" x 1/2"	21	42
SSH316RC-2007-3	2" x 3/4"	21	42
SSH316RC-2010-3	2" x 1"	21	42
SSH316RC-2012	2" x 1-1/4"	20	
SSH316RC-2015	2" x 1-1/2"	20	
SSH316RC-2515	2-1/2" x 1-1/2"	16	
SSH316RC-2520	2-1/2" x 2"	16	
SSH316RC-3020	3" x 2"	12	
SSH316RC-3025	3" x 2-1/2"	12	
SSH316RC-4020-3	4" x 2"	9	
SSH316RC-4025	4" x 2-1/2"	9	
SSH316RC-4030	4" x 3"	9	

Cross - FPT

Part No.	Size	Quantity L1	Quantity L2
SSH316CR-01	1/8"	80	480
SSH316CR-02	1/4"	60	360
SSH316CR-03	3/8"	60	120
SSH316CR-05	1/2"	45	90
SSH316CR-07	3/4"	30	60
SSH316CR-10	1"	16	32
SSH316CR-12	1-1/4"	9	18
SSH316CR-15	1-1/2"	8	16
SSH316CR-20	2"	6	12
SSH316CR-25	2-1/2"	5	10

45° Elbow - FPT

Part No.	Size	Quantity L1	Quantity L2
SSH316E4-01	1/8"	100	600
SSH316E4-02	1/4"	70	420
SSH316E4-03	3/8"	50	300
SSH316E4-05	1/2"	50	200
SSH316E4-07	3/4"	40	120
SSH316E4-10	1"	20	60
SSH316E4-12	1-1/4"	20	40
SSH316E4-15	1-1/2"	15	30
SSH316E4-20	2"	9	18
SSH316E4-25	2-1/2"	15	
SSH316E4-30	3"	10	
SSH316E4-40	4"	6	

90° Elbow - FPT

Part No.	Size	Quantity L1	Quantity L2
SSH316E-01	1/8"	100	600
SSH316E-02	1/4"	70	420
SSH316E-03	3/8"	45	270
SSH316E-05	1/2"	50	200
SSH316E-07	3/4"	30	90
SSH316E-10	1"	20	60
SSH316E-12	1-1/4"	20	40
SSH316E-15	1-1/2"	10	20
SSH316E-20	2"	8	16
SSH316E-25	2-1/2"	15	
SSH316E-30	3"	10	
SSH316E-40	4"	5	

90° Street Elbow - MPT x FPT

Part No.	Size	Quantity L1	Quantity L2
SSH316SE-01	1/8"	100	600
SSH316SE-02	1/4"	70	420
SSH316SE-03	3/8"	40	240
SSH316SE-05	1/2"	60	180
SSH316SE-07	3/4"	30	90
SSH316SE-10	1"	30	60
SSH316SE-12	1-1/4"	20	40
SSH316SE-15	1-1/2"	13	26

BOSHART INDUSTRIES

CLASS 150 HEAVY 316 STAINLESS FITTINGS - MSS SP114

Part No.	Size	Quantity L1	Quantity L2
SSH316SE-20	2"	7	14
SSH316SE-25	2-1/2"	13	
SSH316SE-30	3"	8	
SSH316SE-40	4"	4	

Locknut - NPSL

SSH316LN-01	1/8"	100	600
SSH316LN-02	1/4"	100	600
SSH316LN-03	3/8"	100	600
SSH316LN-05	1/2"	100	600
SSH316LN-07	3/4"	50	300
SSH316LN-10	1"	60	240
SSH316LN-12	1-1/4"	60	120
SSH316LN-15	1-1/2"	50	100
SSH316LN-20	2"	80	

Plug - MPT
Cored

SSH316P-01	1/8"	180	1080
SSH316P-02	1/4"	150	900
SSH316P-03	3/8"	90	540
SSH316P-05	1/2"	80	480
SSH316P-07	3/4"	50	300
SSH316P-10	1"	40	160
SSH316P-12	1-1/4"	25	100
SSH316P-15	1-1/2"	36	72
SSH316P-20	2"	15	45
SSH316P-25	2-1/2"	40	
SSH316P-30	3"	30	
SSH316P-40	4"	8	

Tee - FPT

SSH316T-01	1/8"	75	450
SSH316T-02	1/4"	50	300
SSH316T-03	3/8"	45	180
SSH316T-05	1/2"	40	120
SSH316T-07	3/4"	35	70
SSH316T-10	1"	20	40
SSH316T-12	1-1/4"	14	28
SSH316T-15	1-1/2"	11	22
SSH316T-20	2"	6	12
SSH316T-25	2-1/2"	10	
SSH316T-30	3"	6	
SSH316T-40	4"	4	

Union - FPT

SSH316U-01	1/8"	60	360
SSH316U-02	1/4"	30	180
SSH316U-03	3/8"	35	140
SSH316U-05	1/2"	30	120
SSH316U-07	3/4"	25	75
SSH316U-10	1"	20	40
SSH316U-12	1-1/4"	18	36
SSH316U-15	1-1/2"	12	24
SSH316U-20	2"	8	16
SSH316U-25	2-1/2"	10	
SSH316U-30	3"	7	
SSH316U-40	4"	5	

BOSHART INDUSTRIES

CLASS 150 LIGHT 304 STAINLESS FITTINGS - ISO 4144

Boshart recommends using both Gray Stainless Steel PTFE Tape & Gray Magic Pipe Thread Compound together for joining stainless steel threaded fittings

NO LEAD <0.25% Pb by weighted avg.

- Material Specifications
  - ASTM A351 Austenitic Steel Castings
- Dimensional Specifications
  - ISO 4144 Threaded Fittings
- Thread Specifications
  - ANSI/ASME B1.20.1 Pipe Threads
- NSF/ANSI 61 & 372

Bushing - MPT x FPT
* Octagon Head

Part No.	Size	Quantity L1	Quantity L2
SS304B-0201	1/4" x 1/8"	200	1200
SS304B-0301	3/8" x 1/8"	150	600
SS304B-0302	3/8" x 1/4"	150	600
SS304B-0501-3	1/2" x 1/8"	150	600
SS304B-0502	1/2" x 1/4"	150	600
SS304B-0503	1/2" x 3/8"	150	600
SS304B-0701-3	3/4" x 1/8"	50	300
SS304B-0702-3	3/4" x 1/4"	50	300
SS304B-0703	3/4" x 3/8"	50	300
SS304B-0705	3/4" x 1/2"	50	300
SS304B-1002-3 *	1" x 1/4"	50	200
SS304B-1003-3 *	1" x 3/8"	50	200
SS304B-1005 *	1" x 1/2"	50	200
SS304B-1007 *	1" x 3/4"	50	200
SS304B-1202-3 *	1-1/4" x 1/4"	30	120
SS304B-1203-3 *	1-1/4" x 3/8"	30	120
SS304B-1205-3 *	1-1/4" x 1/2"	30	120
SS304B-1207 *	1-1/4" x 3/4"	30	120
SS304B-1210 *	1-1/4" x 1"	30	120
SS304B-1505-3 *	1-1/2" x 1/2"	25	75
SS304B-1507-3 *	1-1/2" x 3/4"	25	75
SS304B-1510 *	1-1/2" x 1"	25	75
SS304B-1512 *	1-1/2" x 1-1/4"	25	75
SS304B-2005-3 *	2" x 1/2"	20	60
SS304B-2007-3 *	2" x 3/4"	20	60
SS304B-2010-3 *	2" x 1"	20	60
SS304B-2012 *	2" x 1-1/4"	20	60
SS304B-2015 *	2" x 1-1/2"	20	60

Cap - FPT

Part No.	Size	Quantity L1	Quantity L2
SS304CA-01	1/8"	200	1200
SS304CA-02	1/4"	200	800
SS304CA-03	3/8"	100	600
SS304CA-05	1/2"	75	300
SS304CA-07	3/4"	60	240
SS304CA-10	1"	35	140
SS304CA-12	1-1/4"	25	100
SS304CA-15	1-1/2"	25	75
SS304CA-20	2"	18	54

Coupling - FPT

Part No.	Size	Quantity L1	Quantity L2
SS304C-01	1/8"	120	720
SS304C-02	1/4"	120	480
SS304C-03	3/8"	50	300
SS304C-05	1/2"	60	240
SS304C-07	3/4"	50	150
SS304C-10	1"	25	75
SS304C-12	1-1/4"	32	64
SS304C-15	1-1/2"	18	36
SS304C-20	2"	12	24

Machined Coupling - FPT
Threads are NPT taper tapped.

Part No.	Size	Quantity L1	Quantity L2
SS304MC-05	1/2"	60	240
SS304MC-07	3/4"	50	150
SS304MC-10	1"	25	75
SS304MC-12	1-1/4"	32	64
SS304MC-15	1-1/2"	18	36
SS304MC-20	2"	12	24

Machined Half Coupling - FPT

Part No.	Size	Quantity L1	Quantity L2
SS304MHC-05	1/2"	120	480
SS304MHC-07	3/4"	100	300
SS304MHC-10	1"	50	150
SS304MHC-12	1-1/4"	64	128
SS304MHC-15	1-1/2"	36	72
SS304MHC-20	2"	24	48

Reducing Coupling - FPT

Part No.	Size	Quantity L1	Quantity L2
SS304RC-0201	1/4" x 1/8"	140	420
SS304RC-0301	3/8" x 1/8"	120	360
SS304RC-0302	3/8" x 1/4"	120	360
SS304RC-0501-3	1/2" x 1/8"	100	300
SS304RC-0502	1/2" x 1/4"	100	300
SS304RC-0503	1/2" x 3/8"	80	240
SS304RC-0702-3	3/4" x 1/4"	60	180
SS304RC-0703	3/4" x 3/8"	60	180
SS304RC-0705	3/4" x 1/2"	60	180
SS304RC-1003-3	1" x 3/8"	60	120
SS304RC-1005	1" x 1/2"	50	100
SS304RC-1007	1" x 3/4"	50	100
SS304RC-1205-3	1-1/4" x 1/2"	40	80
SS304RC-1207	1-1/4" x 3/4"	40	80
SS304RC-1210	1-1/4" x 1"	30	60
SS304RC-1505-3	1-1/2" x 1/2"	30	60
SS304RC-1507-3	1-1/2" x 3/4"	30	60
SS304RC-1510	1-1/2" x 1"	25	50
SS304RC-1512	1-1/2" x 1-1/4"	24	48
SS304RC-2005-3	2" x 1/2"	21	42
SS304RC-2007-3	2" x 3/4"	21	42
SS304RC-2010-3	2" x 1"	21	42
SS304RC-2012	2" x 1-1/4"	20	
SS304RC-2015	2" x 1-1/2"	20	

BOSHART INDUSTRIES

CLASS 150 LIGHT 304 STAINLESS FITTINGS - ISO 4144

Cross - FPT

Part No.	Size	Quantity L1	Quantity L2
SS304CR-01	1/8"	80	480
SS304CR-02	1/4"	60	360
SS304CR-03	3/8"	60	120
SS304CR-05	1/2"	45	90
SS304CR-07	3/4"	30	60
SS304CR-10	1"	16	32
SS304CR-12	1-1/4"	9	18
SS304CR-15	1-1/2"	8	16
SS304CR-20	2"	6	12

45° Elbow - FPT

Part No.	Size	Quantity L1	Quantity L2
SS304E4-01	1/8"	100	600
SS304E4-02	1/4"	70	420
SS304E4-03	3/8"	50	300
SS304E4-05	1/2"	50	200
SS304E4-07	3/4"	40	120
SS304E4-10	1"	20	60
SS304E4-12	1-1/4"	20	40
SS304E4-15	1-1/2"	15	30
SS304E4-20	2"	9	18

90° Elbow - FPT

Part No.	Size	Quantity L1	Quantity L2
SS304E-01	1/8"	100	600
SS304E-02	1/4"	70	420
SS304E-03	3/8"	45	270
SS304E-05	1/2"	50	200
SS304E-07	3/4"	30	90
SS304E-10	1"	20	60
SS304E-12	1-1/4"	20	40
SS304E-15	1-1/2"	10	20
SS304E-20	2"	8	16

Reducing Elbow - FPT

Part No.	Size	Quantity L1	Quantity L2
SS304RE-1210	1-1/4" x 1"	20	40

90° Street Elbow - MPT x FPT

Part No.	Size	Quantity L1	Quantity L2
SS304SE-01	1/8"	100	600
SS304SE-02	1/4"	70	420
SS304SE-03	3/8"	40	240
SS304SE-05	1/2"	60	180
SS304SE-07	3/4"	30	90
SS304SE-10	1"	30	60
SS304SE-12	1-1/4"	20	40
SS304SE-15	1-1/2"	13	26
SS304SE-20	2"	7	14

Plug - MPT
Cored

Part No.	Size	Quantity L1	Quantity L2
SS304P-01	1/8"	180	1080
SS304P-02	1/4"	150	900
SS304P-03	3/8"	90	540
SS304P-05	1/2"	80	480
SS304P-07	3/4"	50	300
SS304P-10	1"	40	160
SS304P-12	1-1/4"	25	100
SS304P-15	1-1/2"	36	72
SS304P-20	2"	15	45

Tee - FPT

Part No.	Size	Quantity L1	Quantity L2
SS304T-01	1/8"	75	450
SS304T-02	1/4"	50	300
SS304T-03	3/8"	45	180
SS304T-05	1/2"	40	120
SS304T-07	3/4"	35	70
SS304T-10	1"	20	40
SS304T-12	1-1/4"	14	28
SS304T-15	1-1/2"	11	22
SS304T-20	2"	6	12

Reducing Tee - FPT

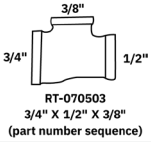

Part No.	Size	Quantity L1	Quantity L2
SS304RT-050502	1/2" x 1/2" x 1/4"	40	120
SS304RT-070507	3/4" x 1/2" x 3/4"	35	70
SS304RT-070702	3/4" x 3/4" x 1/4"	35	70
SS304RT-070705	3/4" x 3/4" x 1/2"	35	70
SS304RT-101005	1" x 1" x 1/2"	20	40
SS304RT-101007	1" x 1" x 3/4"	20	40
SS304RT-121207	1-1/4" x 1-1/4" x 3/4"	14	28
SS304RT-121210	1-1/4" x 1-1/4" x 1"	14	28
SS304RT-151507	1-1/2" x 1-1/2" x 3/4"	11	22
SS304RT-151510	1-1/2" x 1-1/2" x 1"	11	22
SS304RT-202007	2" x 2" x 3/4"	6	12
SS304RT-202010	2" x 2" x 1"	6	12

Union - FPT

Part No.	Size	Quantity L1	Quantity L2
SS304U-01	1/8"	60	360
SS304U-02	1/4"	30	180
SS304U-03	3/8"	35	140
SS304U-05	1/2"	30	120
SS304U-07	3/4"	25	75
SS304U-10	1"	20	40
SS304U-12	1-1/4"	18	36
SS304U-15	1-1/2"	12	24
SS304U-20	2"	8	16

BOSHART INDUSTRIES

CLASS 150 LIGHT 316 STAINLESS FITTINGS - ISO 4144

Boshart recommends using both Gray Stainless Steel PTFE Tape & Gray Magic Pipe Thread Compound together for joining stainless steel threaded fittings

NO LEAD <0.25% Pb by weighted avg.

- Material Specifications
  - ASTM A351 Austenitic Steel Castings
- Dimensional Specifications
  - ISO 4144 Threaded Fittings
- Thread Specifications
  - ANSI/ASME B1.20.1 Pipe Threads
- NSF/ANSI 61 & 372

Bushing - MPT x FPT
* Octagon Head

Part No.	Size	Quantity L1	Quantity L2
SS316B-0201	1/4" x 1/8"	200	1200
SS316B-0301	3/8" x 1/8"	150	600
SS316B-0302	3/8" x 1/4"	150	600
SS316B-0501-3	1/2" x 1/8"	150	600
SS316B-0502	1/2" x 1/4"	150	600
SS316B-0503	1/2" x 3/8"	150	600
SS316B-0701-3	3/4" x 1/8"	50	300
SS316B-0702-3	3/4" x 1/4"	50	300
SS316B-0703	3/4" x 3/8"	50	300
SS316B-0705	3/4" x 1/2"	50	300
SS316B-1002-3 *	1" x 1/4"	50	200
SS316B-1003-3 *	1" x 3/8"	50	200
SS316B-1005 *	1" x 1/2"	50	200
SS316B-1007 *	1" x 3/4"	50	200
SS316B-1202-3 *	1-1/4" x 1/4"	30	120
SS316B-1203-3 *	1-1/4" x 3/8"	30	120
SS316B-1205-3 *	1-1/4" x 1/2"	30	120
SS316B-1207 *	1-1/4" x 3/4"	30	120
SS316B-1210 *	1-1/4" x 1"	30	120
SS316B-1505-3 *	1-1/2" x 1/2"	25	75
SS316B-1507-3 *	1-1/2" x 3/4"	25	75
SS316B-1510 *	1-1/2" x 1"	25	75
SS316B-1512 *	1-1/2" x 1-1/4"	25	75
SS316B-2005-3 *	2" x 1/2"	20	60
SS316B-2007-3 *	2" x 3/4"	20	60
SS316B-2010-3 *	2" x 1"	20	60
SS316B-2012 *	2" x 1-1/4"	20	60
SS316B-2015 *	2" x 1-1/2"	20	60

Cap - FPT

Part No.	Size	Quantity L1	Quantity L2
SS316CA-01	1/8"	200	1200
SS316CA-02	1/4"	200	800
SS316CA-03	3/8"	100	600
SS316CA-05	1/2"	75	300
SS316CA-07	3/4"	60	240
SS316CA-10	1"	35	140
SS316CA-12	1-1/4"	25	100
SS316CA-15	1-1/2"	25	75
SS316CA-20	2"	18	54

Coupling - FPT

Part No.	Size	Quantity L1	Quantity L2
SS316C-01	1/8"	120	720
SS316C-02	1/4"	120	480
SS316C-03	3/8"	50	300
SS316C-05	1/2"	60	240
SS316C-07	3/4"	50	150
SS316C-10	1"	25	75
SS316C-12	1-1/4"	32	64
SS316C-15	1-1/2"	18	36
SS316C-20	2"	12	24

Reducing Coupling - FPT

Part No.	Size	Quantity L1	Quantity L2
SS316RC-0201	1/4" x 1/8"	140	420
SS316RC-0301	3/8" x 1/8"	120	360
SS316RC-0302	3/8" x 1/4"	120	360
SS316RC-0501-3	1/2" x 1/8"	100	300
SS316RC-0502	1/2" x 1/4"	100	300
SS316RC-0503	1/2" x 3/8"	80	240
SS316RC-0702-3	3/4" x 1/4"	60	180
SS316RC-0703	3/4" x 3/8"	60	180
SS316RC-0705	3/4" x 1/2"	60	180
SS316RC-1003-3	1" x 3/8"	60	120
SS316RC-1005	1" x 1/2"	50	100
SS316RC-1007	1" x 3/4"	50	100
SS316RC-1205-3	1-1/4" x 1/2"	40	80
SS316RC-1207	1-1/4" x 3/4"	40	80
SS316RC-1210	1-1/4" x 1"	30	60
SS316RC-1505-3	1-1/2" x 1/2"	30	60
SS316RC-1507-3	1-1/2" x 3/4"	30	60
SS316RC-1510	1-1/2" x 1"	25	50
SS316RC-1512	1-1/2" x 1-1/4"	24	48
SS316RC-2005-3	2" x 1/2"	21	42
SS316RC-2007-3	2" x 3/4"	21	42
SS316RC-2010-3	2" x 1"	21	42
SS316RC-2012	2" x 1-1/4"	20	
SS316RC-2015	2" x 1-1/2"	5	20

BOSHART INDUSTRIES

CLASS 150 LIGHT 316 STAINLESS FITTINGS - ISO 4144

45° Elbow - FPT

Part No.	Size	Quantity L1	Quantity L2
SS316E4-01	1/8"	100	600
SS316E4-02	1/4"	70	420
SS316E4-03	3/8"	50	300
SS316E4-05	1/2"	50	200
SS316E4-07	3/4"	40	120
SS316E4-10	1"	20	60
SS316E4-12	1-1/4"	20	40
SS316E4-15	1-1/2"	15	30
SS316E4-20	2"	9	18

90° Elbow - FPT

Part No.	Size	Quantity L1	Quantity L2
SS316E-01	1/8"	100	600
SS316E-02	1/4"	70	420
SS316E-03	3/8"	45	270
SS316E-05	1/2"	50	200
SS316E-07	3/4"	30	90
SS316E-10	1"	20	60
SS316E-12	1-1/4"	20	40
SS316E-15	1-1/2"	10	20
SS316E-20	2"	8	16

90° Street Elbow - MPT x FPT

Part No.	Size	Quantity L1	Quantity L2
SS316SE-01	1/8"	100	600
SS316SE-02	1/4"	70	420
SS316SE-03	3/8"	40	240
SS316SE-05	1/2"	60	180
SS316SE-07	3/4"	30	90
SS316SE-10	1"	30	60
SS316SE-12	1-1/4"	20	40
SS316SE-15	1-1/2"	13	26
SS316SE-20	2"	7	14

Plug - MPT
Cored

Part No.	Size	Quantity L1	Quantity L2
SS316P-01	1/8"	180	1080
SS316P-02	1/4"	150	900
SS316P-03	3/8"	90	540
SS316P-05	1/2"	80	480
SS316P-07	3/4"	50	300
SS316P-10	1"	40	160
SS316P-12	1-1/4"	25	100
SS316P-15	1-1/2"	36	72
SS316P-20	2"	15	45

Tee - FPT

Part No.	Size	Quantity L1	Quantity L2
SS316T-01	1/8"	75	450
SS316T-02	1/4"	50	300
SS316T-03	3/8"	45	180
SS316T-05	1/2"	40	120
SS316T-07	3/4"	35	70
SS316T-10	1"	20	40
SS316T-12	1-1/4"	14	28
SS316T-15	1-1/2"	11	22
SS316T-20	2"	6	12

Union - FPT

Part No.	Size	Quantity L1	Quantity L2
SS316U-01	1/8"	60	360
SS316U-02	1/4"	30	180
SS316U-03	3/8"	35	140
SS316U-05	1/2"	30	120
SS316U-07	3/4"	25	75
SS316U-10	1"	20	40
SS316U-12	1-1/4"	18	36
SS316U-15	1-1/2"	12	24
SS316U-20	2"	8	16

BOSHART INDUSTRIES

SCHEDULE 40 304 STAINLESS STEEL NIPPLES

Boshart recommends using both Gray Stainless Steel PTFE Tape & Gray Magic Pipe Thread Compound together for joining stainless steel threaded fittings. These fittings are made of stainless steel welded pipe.

NO LEAD <0.25% Pb by weighted avg.

- Material Specifications
  - ASTM A312 Stainless Steel Pipe
  - ASME SA312 Stainless Steel Pipe
- Dimensional Specifications
  - ASTM A733 Pipe Nipples
- Thread Specifications
  - ANSI/ASME B1.20.1 Pipe Threads
- NSF/ANSI 372
- CRNs are available

Part No.	Pipe Length	Quantity L1	Quantity L2
Pipe Size - 1/8"			
SS304N-01	3/4" - Close	25	450
SS304N-0115	1-1/2"	25	450
SS304N-0120	2"	25	450
SS304N-0125	2-1/2"	25	450
SS304N-0130	3"	25	450
SS304N-0135	3-1/2"	25	450
SS304N-0140	4"	25	450
SS304N-0145	4-1/2"	25	300
SS304N-0150	5"	25	300
SS304N-0155	5-1/2"	25	300
SS304N-0160	6"	25	200
SS304N-0170	7"	25	200
SS304N-0180	8"	25	150
SS304N-0190	9"	25	150
SS304N-01100	10"	25	150
SS304N-01110	11"	25	150
SS304N-01120	12"	25	150
Pipe Size - 1/4"			
SS304N-02	7/8" - Close	25	450
SS304N-0215	1-1/2"	25	450
SS304N-0220	2"	25	450
SS304N-0225	2-1/2"	25	450
SS304N-0230	3"	25	450
SS304N-0235	3-1/2"	25	450
SS304N-0240	4"	25	450
SS304N-0245	4-1/2"	25	300
SS304N-0250	5"	25	300
SS304N-0255	5-1/2"	25	300
SS304N-0260	6"	25	200
SS304N-0270	7"	25	200
SS304N-0280	8"	25	150
SS304N-0290	9"	25	150
SS304N-02100	10"	25	150
SS304N-02110	11"	25	150
SS304N-02120	12"	25	150
Pipe Size - 3/8"			
SS304N-03	1" - Close	25	450
SS304N-0315	1-1/2"	25	450
SS304N-0320	2"	25	450
SS304N-0325	2-1/2"	25	450
SS304N-0330	3"	25	450
SS304N-0335	3-1/2"	25	450
SS304N-0340	4"	25	300
SS304N-0345	4-1/2"	25	300
SS304N-0350	5"	25	300
SS304N-0355	5-1/2"	25	300
SS304N-0360	6"	25	200
SS304N-0370	7"	25	200
SS304N-0380	8"	25	150
SS304N-0390	9"	25	150
SS304N-03100	10"	25	100
SS304N-03110	11"	25	100
SS304N-03120	12"	25	100

Part No.	Pipe Length	Quantity L1	Quantity L2
Pipe Size - 1/2"			
SS304N-05	1-1/8" - Close	25	450
SS304N-0515	1-1/2"	25	450
SS304N-0520	2"	25	450
SS304N-0525	2-1/2"	25	300
SS304N-0530	3"	25	300
SS304N-0535	3-1/2"	25	300
SS304N-0540	4"	25	200
SS304N-0545	4-1/2"	25	200
SS304N-0550	5"	25	200
SS304N-0555	5-1/2"	25	150
SS304N-0560	6"	25	150
SS304N-0570	7"	25	150
SS304N-0580	8"	25	100
SS304N-0590	9"	25	100
SS304N-05100	10"	25	100
SS304N-05110	11"	20	80
SS304N-05120	12"	20	80
Pipe Size - 3/4"			
SS304N-07	1-3/8" - Close	25	450
SS304N-0715	1-1/2"	25	450
SS304N-0720	2"	25	300
SS304N-0725	2-1/2"	25	200
SS304N-0730	3"	25	200
SS304N-0735	3-1/2"	25	200
SS304N-0740	4"	25	200
SS304N-0745	4-1/2"	25	150
SS304N-0750	5"	25	150
SS304N-0755	5-1/2"	25	150
SS304N-0760	6"	20	120
SS304N-0770	7"	20	120
SS304N-0780	8"	20	80
SS304N-0790	9"	20	80
SS304N-07100	10"	20	80
SS304N-07110	11"	15	60
SS304N-07120	12"	15	60
Pipe Size - 1"			
SS304N-10	1-1/2" - Close	25	200
SS304N-1020	2"	25	200
SS304N-1025	2-1/2"	25	150
SS304N-1030	3"	25	150
SS304N-1035	3-1/2"	25	150
SS304N-1040	4"	25	100
SS304N-1045	4-1/2"	25	100
SS304N-1050	5"	25	100
SS304N-1055	5-1/2"	10	80
SS304N-1060	6"	10	80
SS304N-1070	7"	10	80
SS304N-1080	8"	10	60
SS304N-1090	9"	10	60
SS304N-10100	10"	10	40
SS304N-10110	11"	10	40
SS304N-10120	12"	10	40

BOSHART INDUSTRIES

SCHEDULE 40 304 STAINLESS STEEL NIPPLES

Part No.	Pipe Length	Quantity L1	Quantity L2
Pipe Size - 1-1/4"			
SS304N-12	1-5/8" - Close	5	90
SS304N-1220	2"	5	90
SS304N-1225	2-1/2"	5	90
SS304N-1230	3"	5	90
SS304N-1235	3-1/2"	5	90
SS304N-1240	4"	5	90
SS304N-1245	4-1/2"	5	60
SS304N-1250	5"	5	60
SS304N-1255	5-1/2"	5	60
SS304N-1260	6"	5	40
SS304N-1270	7"	5	40
SS304N-1280	8"	5	30
SS304N-1290	9"	5	30
SS304N-12100	10"	5	30
SS304N-12110	11"	5	30
SS304N-12120	12"	5	30
Pipe Size - 1-1/2"			
SS304N-15	1-3/4" - Close	5	90
SS304N-1520	2"	5	90
SS304N-1525	2-1/2"	5	60
SS304N-1530	3"	5	60
SS304N-1535	3-1/2"	5	60
SS304N-1540	4"	5	60
SS304N-1545	4-1/2"	5	40
SS304N-1550	5"	5	40
SS304N-1555	5-1/2"	5	40
SS304N-1560	6"	5	40
SS304N-1570	7"	5	40
SS304N-1580	8"	4	24
SS304N-1590	9"	5	20
SS304N-15100	10"	5	20
SS304N-15110	11"	5	20
SS304N-15120	12"	5	20
Pipe Size - 2"			
SS304N-20	2" - Close	5	60
SS304N-2025	2-1/2"	5	40
SS304N-2030	3"	5	40
SS304N-2035	3-1/2"	5	40
SS304N-2040	4"	5	40
SS304N-2045	4-1/2"	5	30
SS304N-2050	5"	5	30
SS304N-2055	5-1/2"	5	30
SS304N-2060	6"	5	20
SS304N-2070	7"	4	16
SS304N-2080	8"	4	16
SS304N-2090	9"	4	16
SS304N-20100	10"	4	16
SS304N-20110	11"	4	16
SS304N-20120	12"	4	16
Pipe Size - 2-1/2"			
SS304N-25	2-1/2" - Close	5	30
SS304N-2530	3"	5	30
SS304N-2535	3-1/2"	5	30
SS304N-2540	4"	5	30
SS304N-2545	4-1/2"	2	16
SS304N-2550	5"	2	16
SS304N-2555	5-1/2"	2	16
SS304N-2560	6"	2	16
SS304N-2570	7"	2	12
SS304N-2580	8"	18	
SS304N-2590	9"	18	
SS304N-25100	10"	15	
SS304N-25110	11"	15	
SS304N-25120	12"	13	
Pipe Size - 3"			
SS304N-30	2-5/8" - Close	4	24
SS304N-3030	3"		24
SS304N-3035	3-1/2"	2	16
SS304N-3040	4"	2	16
SS304N-3045	4-1/2"	2	16
SS304N-3050	5"	20	
SS304N-3055	5-1/2"	20	
SS304N-3060	6"	20	
SS304N-3070	7"	16	
SS304N-3080	8"	12	
SS304N-3090	9"	10	
SS304N-30100	10"	10	
SS304N-30110	11"	10	
SS304N-30120	12"	10	
Pipe Size - 4"			
SS304N-40	2-7/8" - Close	24	
SS304N-4035	3-1/2"	18	
SS304N-4040	4"	18	
SS304N-4045	4-1/2"	12	
SS304N-4050	5"	12	
SS304N-4055	5-1/2"	12	
SS304N-4060	6"	12	
SS304N-4070	7"	10	
SS304N-4080	8"	9	
SS304N-4090	9"	7	
SS304N-40100	10"	6	
SS304N-40110	11"	6	
SS304N-40120	12"	6	

BOSHART INDUSTRIES

SCHEDULE 40 316 STAINLESS STEEL NIPPLES

Boshart recommends using both Gray Stainless Steel PTFE Tape & Gray Magic Pipe Thread Compound together for joining stainless steel threaded fittings. These fittings are made of stainless steel welded pipe.

- Material Specifications
  - ASTM A312 Stainless Steel Pipe
  - ASME SA312 Stainless Steel Pipe
- Dimensional Specifications
  - ASTM A733 Pipe Nipples
- Thread Specifications
  - ANSI/ASME B1.20.1 Pipe Threads
- NSF/ANSI 372
- CRNs are available

Part No.	Pipe Length	Quantity L1	Quantity L2
Pipe Size - 1/8"			
SS316N-01	3/4" - Close	25	450
SS316N-01100	10"	25	150
SS316N-01110	11"	25	150
SS316N-01120	12"	25	150
SS316N-0115	1-1/2"	25	450
SS316N-0120	2"	25	450
SS316N-0125	2-1/2"	25	450
SS316N-0130	3"	25	450
SS316N-0135	3-1/2"	25	450
SS316N-0140	4"	25	450
SS316N-0145	4-1/2"	25	300
SS316N-0150	5"	25	300
SS316N-0155	5-1/2"	25	300
SS316N-0160	6"	25	200
SS316N-0170	7"	25	200
SS316N-0180	8"	25	150
SS316N-0190	9"	25	150
Pipe Size - 1/4"			
SS316N-02	7/8" - Close	25	450
SS316N-02100	10"	25	150
SS316N-02110	11"	25	150
SS316N-02120	12"	25	150
SS316N-0215	1-1/2"	25	450
SS316N-0220	2"	25	450
SS316N-0225	2-1/2"	25	450
SS316N-0230	3"	25	450
SS316N-0235	3-1/2"	25	450
SS316N-0240	4"	25	450
SS316N-0245	4-1/2"	25	300
SS316N-0250	5"	25	300
SS316N-0255	5-1/2"	25	300
SS316N-0260	6"	25	200
SS316N-0270	7"	25	200
SS316N-0280	8"	25	150
SS316N-0290	9"	25	150
Pipe Size - 3/8"			
SS316N-03	1" - Close	25	450
SS316N-03100	10"	25	100
SS316N-03110	11"	25	100
SS316N-03120	12"	25	100
SS316N-0315	1-1/2"	25	450
SS316N-0320	2"	25	450
SS316N-0325	2-1/2"	25	450
SS316N-0330	3"	25	450
SS316N-0335	3-1/2"	25	450
SS316N-0340	4"	25	300
SS316N-0345	4-1/2"	25	300
SS316N-0350	5"	25	300
SS316N-0355	5-1/2"	25	300
SS316N-0360	6"	25	200
SS316N-0370	7"	25	200
SS316N-0380	8"	25	150

Part No.	Pipe Length	Quantity L1	Quantity L2
Pipe Size - 1/2"			
SS316N-05	1-1/8" - Close	25	450
SS316N-05100	10"	25	100
SS316N-05110	11"	20	80
SS316N-05120	12"	20	80
SS316N-0515	1-1/2"	25	450
SS316N-0520	2"	25	450
SS316N-0525	2-1/2"	25	300
SS316N-0530	3"	25	300
SS316N-0535	3-1/2"	25	300
SS316N-0540	4"	25	200
SS316N-0545	4-1/2"	25	200
SS316N-0550	5"	25	200
SS316N-0555	5-1/2"	25	150
SS316N-0560	6"	25	150
SS316N-0570	7"	25	150
SS316N-0580	8"	25	100
SS316N-0590	9"	25	100
Pipe Size - 3/4"			
SS316N-07	1-3/8" - Close	25	450
SS316N-07100	10"	20	80
SS316N-07110	11"	15	60
SS316N-07120	12"	15	60
SS316N-0715	1-1/2"	25	450
SS316N-0720	2"	25	300
SS316N-0725	2-1/2"	25	200
SS316N-0730	3"	25	200
SS316N-0735	3-1/2"	25	200
SS316N-0740	4"	25	200
SS316N-0745	4-1/2"	25	150
SS316N-0750	5"	25	150
SS316N-0755	5-1/2"	25	150
SS316N-0760	6"	20	120
SS316N-0770	7"	20	120
SS316N-0780	8"	20	80
SS316N-0790	9"	20	80
Pipe Size - 1"			
SS316N-10	1-1/2" - Close	25	200
SS316N-10100	10"	10	40
SS316N-10110	11"	10	40
SS316N-10120	12"	10	40
SS316N-1020	2"	25	200
SS316N-1025	2-1/2"	25	150
SS316N-1030	3"	25	150
SS316N-1035	3-1/2"	25	150
SS316N-1040	4"	25	100
SS316N-1045	4-1/2"	25	100
SS316N-1050	5"	25	100
SS316N-1055	5-1/2"	10	80
SS316N-1060	6"	10	80
SS316N-1070	7"	10	80
SS316N-1080	8"	10	60
SS316N-1090	9"	10	60

BOSHART INDUSTRIES

SCHEDULE 40 316 STAINLESS STEEL NIPPLES

Part No.	Pipe Length	Quantity L1	Quantity L2
Pipe Size - 1-1/4"			
SS316N-12	1-5/8" - Close	5	90
SS316N-12100	10"	5	30
SS316N-12110	11"	5	30
SS316N-12120	12"	5	30
SS316N-1220	2"	5	90
SS316N-1225	2-1/2"	5	90
SS316N-1230	3"	5	90
SS316N-1235	3-1/2"	5	90
SS316N-1240	4"	5	90
SS316N-1245	4-1/2"	5	60
SS316N-1250	5"	5	60
SS316N-1255	5-1/2"	5	60
SS316N-1260	6"	5	40
SS316N-1270	7"	5	40
SS316N-1280	8"	5	30
SS316N-1290	9"	5	30
Pipe Size - 1-1/2"			
SS316N-15	1-3/4" - Close	5	90
SS316N-15100	10"	5	20
SS316N-15110	11"	5	20
SS316N-15120	12"	5	20
SS316N-1520	2"	5	90
SS316N-1525	2-1/2"	5	60
SS316N-1530	3"	5	60
SS316N-1535	3-1/2"	5	60
SS316N-1540	4"	5	60
SS316N-1545	4-1/2"	5	40
SS316N-1550	5"	5	40
SS316N-1555	5-1/2"	5	40
SS316N-1560	6"	5	40
SS316N-1570	7"	5	40
SS316N-1580	8"	4	24
SS316N-1590	9"	5	20
Pipe Size - 2"			
SS316N-20	2" - Close	5	60
SS316N-20100	10"	4	16
SS316N-20110	11"	4	16
SS316N-20120	12"	4	16
SS316N-2025	2-1/2"	5	40
SS316N-2030	3"	5	40
SS316N-2035	3-1/2"	5	40
SS316N-2040	4"	5	40
SS316N-2045	4-1/2"	5	30
SS316N-2050	5"	5	30
SS316N-2055	5-1/2"	5	30
SS316N-2060	6"	5	20
SS316N-2070	7"	4	16
SS316N-2080	8"	4	16
SS316N-2090	9"	4	16
Pipe Size - 2-1/2"			
SS316N-25	2-1/2" - Close	5	30
SS316N-25100	10"	15	
SS316N-25110	11"	15	
SS316N-25120	12"	13	
SS316N-2530	3"	5	30
SS316N-2535	3-1/2"	5	30
SS316N-2540	4"	5	30
SS316N-2545	4-1/2"	2	16
SS316N-2550	5"	2	16
SS316N-2555	5-1/2"	2	16
SS316N-2560	6"	2	16
SS316N-2570	7"	2	16
SS316N-2580	8"	18	
SS316N-2590	9"	18	
Pipe Size - 3"			
SS316N-30	2-5/8" - Close	4	24
SS316N-30100	10"	10	
SS316N-30110	11"	10	
SS316N-30120	12"	10	
SS316N-3030	3"		24
SS316N-3035	3-1/2"	2	16
SS316N-3040	4"	2	16
SS316N-3045	4-1/2"	2	16
SS316N-3050	5"	20	
SS316N-3055	5-1/2"	20	
SS316N-3060	6"	20	
SS316N-3070	7"	16	
SS316N-3080	8"	12	
SS316N-3090	9"	12	
Pipe Size - 4"			
SS316N-40	2-7/8" - Close	24	
SS316N-40100	10"	6	
SS316N-40110	11"	6	
SS316N-40120	12"	6	
SS316N-4035	3-1/2"	1	
SS316N-4040	4"	18	
SS316N-4045	4-1/2"	12	
SS316N-4050	5"	12	
SS316N-4055	5-1/2"	12	
SS316N-4060	6"	12	
SS316N-4070	7"	10	
SS316N-4080	8"	9	
SS316N-4090	9"	7	

BOSHART INDUSTRIES

FLARE FITTINGS

Flare fittings are suitable for use in the plumbing and heating industries for gas, oil, air and water. They are applicable with aluminum, brass, copper and steel tubing. Flare fittings can be disassembled and reassembled many times with no effect on the seal.
Temperature Range: -65°F to 250°F (-54°C to 121°C)

Sealing Bonnet - Flare
Copper

Part No.	Size	Quantity L1	Quantity L2
BF-57-06	3/8"	25	
BF-57-08	1/2"	25	

Coupling - Female Flare

Part No.	Size	Quantity L1	Quantity L2
BF-32-06	3/8"	25	
BF-32-08	1/2"	25	

Coupling - Flare x FPT

Part No.	Size	Quantity L1	Quantity L2
BF-46-0402	1/4" x 1/8"	25	
BF-46-0404	1/4"	25	
BF-46-0406	1/4" x 3/8"	25	
BF-46-0408	1/4" x 1/2"	25	
BF-46-0504	5/16" x 1/4"	25	
BF-46-0602	3/8" x 1/8"	25	
BF-46-0604	3/8" x 1/4"	25	1000
BF-46-0606	3/8" x 3/8"	25	500
BF-46-0608	3/8" x 1/2"	25	500
BF-46-0612	3/8" x 3/4"	5	250
BF-46-0806	1/2" x 3/8"	25	500
BF-46-0808	1/2"	25	500
BF-46-0812	1/2" x 3/4"	5	
BF-46-1008	5/8" x 1/2"	25	300
BF-46-1012	5/8" x 3/4"	5	
BF-46-1212	3/4"	5	
BF-46-1412	7/8" x 3/4"	5	

Coupling - Female Flare x MPT

Part No.	Size	Quantity L1	Quantity L2
BF-33-0402	1/4" x 1/8"	25	
BF-33-0404	1/4"	25	
BF-33-0604	3/8" x 1/4"	25	
BF-33-0806	1/2" x 3/8"	25	
BF-33-0808	1/2"	25	

Reducing Coupling - Female Flare x Male Flare

Part No.	Size	Quantity L1	Quantity L2
BF-35-0406	1/4" x 3/8"	25	
BF-35-0604	3/8" x 1/4"	25	
BF-35-0806	1/2" x 3/8"	25	
BF-35-0810	1/2" x 5/8"	25	

Swivel Coupling - Female Flare

Part No.	Size	Quantity L1	Quantity L2
BF-34-04	1/4"	25	
BF-34-06	3/8"	25	350
BF-34-08	1/2"	25	200
BF-34-10	5/8"	25	150
BF-34R-0604	3/8" x 1/4"	25	
BF-34R-0806	1/2" x 3/8"	25	

45° Elbow - Flare x MPT

Part No.	Size	Quantity L1	Quantity L2
BF-54-0402	1/4" x 1/8"	25	

90° Elbow - Flare

Part No.	Size	Quantity L1	Quantity L2
BF-55-02	1/8"	25	
BF-55-04	1/4"	25	
BF-55-06	3/8"	25	250
BF-55-08	1/2"	25	250
BF-55-10	5/8"	25	100
BF-55-12	3/4"	5	
BF-55R-0806	1/2" x 3/8"	25	

90° Elbow - Flare x FPT

Part No.	Size	Quantity L1	Quantity L2
BF-50-0604	3/8" x 1/4"	25	
BF-50-0606	3/8" x 3/8"	25	
BF-50-0608	3/8" x 1/2"	25	350
BF-50-0808	1/2"	25	300
BF-50-0812	1/2" x 3/4"	5	100
BF-50-1008	5/8" x 1/2"	25	

Contact your sales rep for any further information
Toll Free: 1-800-561-3164
boshart.com

BOSHART INDUSTRIES

FLARE FITTINGS

90° Elbow - Flare x MPT

Part No.	Size	Quantity L1	Quantity L2
BF-49-0202	1/8"	25	
BF-49-0302	3/16" x 1/8"	25	1000
BF-49-0304	3/16" x 1/4"	100	1000
BF-49-0402	1/4" x 1/8"	25	500
BF-49-0404	1/4"	25	500
BF-49-0406	1/4" x 3/8"	25	
BF-49-0408	1/4" x 1/2"	25	
BF-49-0502	5/16" x 1/8"	25	
BF-49-0504	5/16" x 1/4"	25	
BF-49-0602	3/8" x 1/8"	25	500
BF-49-0604	3/8" x 1/4"	25	500
BF-49-0606	3/8" x 3/8"	25	500
BF-49-0608	3/8" x 1/2"	25	300
BF-49-0612	3/8" x 3/4"	5	200
BF-49-0804	1/2" x 1/4"	25	400
BF-49-0806	1/2" x 3/8"	25	250
BF-49-0808	1/2"	25	300
BF-49-0812	1/2" x 3/4"	10	200
BF-49-1008	5/8" x 1/2"	25	200
BF-49-1012	5/8" x 3/4"	10	150

Gasket - Flare
Copper

Part No.	Size	Quantity L1	Quantity L2
BF-59-06	3/8"	25	
BF-59-08	1/2"	25	

Cap Nut - Flare

Part No.	Size	Quantity L1	Quantity L2
BF-56-03	3/16"	25	
BF-56-04	1/4"	25	3000
BF-56-05	5/16"	25	
BF-56-06	3/8"	25	500
BF-56-08	1/2"	25	500
BF-56-10	5/8"	25	400
BF-56-12	3/4"	5	

Inverted Nut - Flare

Part No.	Size	Quantity L1	Quantity L2
BF-41INB-04	1/4"	25	
BF-41INB-05	5/16"	25	
BF-41INB-08	1/2"	25	500

Long Forged Nut - Flare
Use only forged flare nuts on gas and fuel oil installations.

Part No.	Size	Quantity L1	Quantity L2
BF-39-04	1/4"	25	
BF-39-06	3/8"	25	600
BF-39-08	1/2"	25	450
BF-39-10	5/8"	25	300

Short Forged Nut - Flare
Use only forged flare nuts on gas and fuel oil installations.

Part No.	Size	Quantity L1	Quantity L2
BF-40-03	3/16"	25	
BF-40-04	1/4"	25	1000
BF-40-05	5/16"	25	
BF-40-06	3/8"	25	200
BF-40-08	1/2"	25	500
BF-40-10	5/8"	25	400
BF-40-12	3/4"	10	200
BF-40-14	7/8"	5	
BF-40R-0604	3/8" x 1/4"	25	
BF-40R-0806	1/2" x 3/8"	25	400
BF-40R-1008	5/8" x 1/2"	25	300

Long Milled Nut - Flare
Use only forged flare nuts on gas and fuel oil installations.

Part No.	Size	Quantity L1	Quantity L2
BF-41-03	3/16"	25	
BF-41-04	1/4"	25	
BF-41-05	5/16"	25	
BF-41-06	3/8"	25	
BF-41-08	1/2"	25	
BF-41-10	5/8"	25	200
BF-41-12	3/4"	25	100

Short Milled Nut - Flare
Use only forged flare nuts on gas and fuel oil installations.

Part No.	Size	Quantity L1	Quantity L2
BF-41S-02	1/8"	25	
BF-41S-03	3/16"	25	
BF-41S-04	1/4"	25	500
BF-41S-05	5/16"	25	1000
BF-41S-06	3/8"	25	500
BF-41S-08	1/2"	25	600
BF-41S-10	5/8"	25	400
BF-41S-12	3/4"	5	
BF-41S-14	7/8"	5	
BF-41S-16	1"	5	

BOSHART INDUSTRIES

FLARE FITTINGS

Plug - Flare

Part No.	Size	Quantity L1	Quantity L2
BF-58-04	1/4"	25	
BF-58-05	5/16"	25	
BF-58-06	3/8"	25	500
BF-58-08	1/2"	25	500

Tee - Flare

Part No.	Size	Quantity L1	Quantity L2
BF-44-02	1/8"	25	
BF-44-04	1/4"	25	
BF-44-06	3/8"	25	500
BF-44-08	1/2"	25	200
BF-44-10	5/8"	25	100
BF-44-12	3/4"	5	
BF-44R-060604	3/8" x 3/8" x 1/4"	25	
BF-44R-060608	3/8" x 3/8" x 1/2"	25	
BF-44R-080606	1/2" x 3/8" x 3/8"	25	
BF-44R-080608	1/2" x 3/8" x 1/2"	25	
BF-44R-080806	1/2" x 1/2" x 3/8"	25	
BF-44R-100808	5/8" x 1/2" x 1/2"	25	
BF-44R-101006	5/8" x 5/8" x 3/8"	25	
BF-44R-101008	5/8" x 5/8" x 1/2"	25	

Tee - Flare x Flare x MPT

Part No.	Size	Quantity L1	Quantity L2
BF-45-0606	3/8"	25	
BF-45-0806	1/2" x 1/2" x 3/8"	25	
BF-45-0808	1/2"	25	
BF-45-1008	5/8" x 5/8" x 1/2"	25	

Union Coupling - Flare

Part No.	Size	Quantity L1	Quantity L2
BF-42-02	1/8"	25	
BF-42-04	1/4"	25	1000
BF-42-05	5/16"	25	
BF-42-06	3/8"	25	500
BF-42-08	1/2"	25	250
BF-42-10	5/8"	25	250
BF-42-12	3/4"	5	
BF-42-14	7/8"	5	
BF-42R-0403	1/4" x 3/16"	25	
BF-42R-0504	5/16" x 1/4"	25	
BF-42R-0604	3/8" x 1/4"	25	
BF-42R-0605	3/8" x 5/16"	25	
BF-42R-0804	1/2" x 1/4"	25	
BF-42R-0806	1/2" x 3/8"	25	500
BF-42R-1006	5/8" x 3/8"	25	
BF-42R-1008	5/8" x 1/2"	25	

Half Union - Flare x MPT

Part No.	Size	Quantity L1	Quantity L2
BF-48-0202	1/8"	25	
BF-48-0302	3/16" x 1/8"	25	
BF-48-0304	3/16" x 1/4"	25	
BF-48-0402	1/4" x 1/8"	25	800
BF-48-0404	1/4"	25	500
BF-48-0408	1/4" x 1/2"	25	500
BF-48-0502	5/16" x 1/8"	25	
BF-48-0504	5/16" x 1/4"	25	
BF-48-0506	5/16" x 3/8"	25	300
BF-48-0508	5/16" x 1/2"	25	
BF-48-0602	3/8" x 1/8"	25	500
BF-48-0604	3/8" x 1/4"	25	500
BF-48-0606	3/8" x 3/8"	25	300
BF-48-0608	3/8" x 1/2"	25	250
BF-48-0612	3/8" x 3/4"	5	250
BF-48-0804	1/2" x 1/4"	25	250
BF-48-0806	1/2" x 3/8"	25	250
BF-48-0808	1/2"	25	250
BF-48-0812	1/2" x 3/4"	5	100
BF-48-1006	5/8" x 3/8"	25	
BF-48-1008	5/8" x 1/2"	25	250
BF-48-1012	5/8" x 3/4"	25	250
BF-48-1208	3/4" x 1/2"	10	100
BF-48-1212	3/4" x 3/4"	10	150
BF-48-1408	7/8" x 1/2"	25	
BF-48-1412	7/8" x 3/4"	10	100

Contact your sales rep for any further information
Toll Free: 1-800-561-3164
boshart.com

BOSHART INDUSTRIES

COMPRESSION FITTINGS

Compression fittings are suitable for use in low to medium pressure applications for gasoline, grease, oil, water, vacuum and air lines. They are applicable with copper, brass, aluminum, plastic, CPVC & PEX tubing. The use of long nuts in applications where vibrations exist is recommended for extra resistance.

Temperature Range: -65°F to 250°F (-54°C to 121°C)

Coupling - Comp x FPT

Part No.	Size	Quantity L1	Quantity L2
BC-66-0402	1/4" x 1/8"	25	
BC-66-0404	1/4"	25	700
BC-66-0504	5/16" x 1/4"	25	500
BC-66-0506	5/16" x 3/8"	25	500
BC-66-0602	3/8" x 1/8"	25	
BC-66-0604	3/8" x 1/4"	25	
BC-66-0606	3/8"	25	500
BC-66-0608	3/8" x 1/2"	25	400
BC-66-0806	1/2" x 3/8"	25	
BC-66-1006	5/8" x 3/8"	25	
BC-66-1008	5/8" x 1/2"	10	250
BC-66-1012	5/8" x 3/4"	10	200
BC-66-1412	7/8" x 3/4"	5	

90° Elbow - Comp

Part No.	Size	Quantity L1	Quantity L2
BC-65-02	1/8"	25	
BC-65-03	3/16"	25	
BC-65-04	1/4"	25	600
BC-65-05	5/16"	25	500
BC-65-06	3/8"	25	450
BC-65-08	1/2"	10	250
BC-65-10	5/8"	10	150
BC-65-14	7/8"	5	
BC-65R-0806	1/2" x 3/8"	25	
BC-65R-1006	5/8" x 3/8"	25	
BC-65R-1008	5/8" x 1/2"	25	

45° Elbow - Comp x MPT

Part No.	Size	Quantity L1	Quantity L2
BC-74-0404	1/4"	25	
BC-74-0606	3/8"	25	
BC-74-0808	1/2"	25	

Coupling - Comp x MPT

Part No.	Size	Quantity L1	Quantity L2
BC-68-0202	1/8"	25	
BC-68-0302	3/16" x 1/8"	25	800
BC-68-0304	3/16" x 1/4"	25	
BC-68-0402	1/4" x 1/8"	25	800
BC-68-0404	1/4"	25	800
BC-68-0406	1/4" x 3/8"	25	600
BC-68-0408	1/4" x 1/2"	25	350
BC-68-0502	5/16" x 1/8"	25	350
BC-68-0504	5/16" x 1/4"	25	350
BC-68-0506	5/16" x 3/8"	25	350
BC-68-0508	5/16" x 1/2"	25	
BC-68-0602	3/8" x 1/8"	25	600
BC-68-0604	3/8" x 1/4"	25	600
BC-68-0606	3/8" x 3/8"	25	500
BC-68-0608	3/8" x 1/2"	25	400
BC-68-0612	3/8" x 3/4"	5	
BC-68-0706	7/16" x 3/8"	25	
BC-68-0804	1/2" x 1/4"	10	400
BC-68-0806	1/2" x 3/8"	10	400
BC-68-0808	1/2"	10	350
BC-68-0812	1/2" x 3/4"	5	
BC-68-1006	5/8" x 3/8"	10	300
BC-68-1008	5/8" x 1/2"	10	300
BC-68-1012	5/8" x 3/4"	10	200
BC-68-1208	3/4" x 1/2"	5	
BC-68-1212	3/4" x 3/4"	10	500
BC-68-1408	7/8" x 1/2"	5	
BC-68-1412	7/8" x 3/4"	10	150
BC-68-1416	7/8" x 1"	5	

90° Elbow - Comp x FPT

Part No.	Size	Quantity L1	Quantity L2
BC-70-0404	1/4"	25	

90° Elbow - Comp x MPT

Part No.	Size	Quantity L1	Quantity L2
BC-69-0202	1/8"	25	
BC-69-0302	3/16" x 1/8"	25	
BC-69-0304	3/16" x 1/4"	25	
BC-69-0402	1/4" x 1/8"	25	800
BC-69-0404	1/4"	25	700
BC-69-0406	1/4" x 3/8"	25	
BC-69-0502	5/16" x 1/8"	25	
BC-69-0504	5/16" x 1/4"	25	600
BC-69-0506	5/16" x 3/8"	25	
BC-69-0602	3/8" x 1/8"	25	
BC-69-0604	3/8" x 1/4"	25	600
BC-69-0606	3/8"	25	500
BC-69-0608	3/8" x 1/2"	10	350
BC-69-0612	3/8" x 3/4"	5	
BC-69-0808	1/2"	25	200
BC-69-1006	5/8" x 3/8"	10	350
BC-69-1008	5/8" x 1/2"	10	300
BC-69-1212	3/4" x 3/4"	5	

Nut - Comp

Part No.	Size	Quantity L1	Quantity L2
BC-61-03	3/16"	25	1000
BC-61-04	1/4"	25	1000
BC-61-05	5/16"	25	1000
BC-61-06	3/8"	25	1000
BC-61-08	1/2"	100	1000
BC-61-10	5/8"	100	1000
BC-61-12	3/4"	5	
BC-61-14	7/8"	25	500

BOSHART INDUSTRIES

COMPRESSION FITTINGS

In-Line Sleeve - Comp
Excellent for nylon tube

Part No.	Size	Quantity L1	Quantity L2
BC-260-04	1/4"	25	
BC-260-06	3/8"	25	
BC-260-08	1/2"	25	

Plastic Sleeve - Comp
Acetal

Part No.	Size	Quantity L1	Quantity L2
BC-60P-04	1/4"	25	5000
BC-60P-05	5/16"	25	
BC-60P-06	3/8"	25	5000
BC-60P-08	1/2"	25	5000
BC-60P-10	5/8"	25	5000

Standard Sleeve - Comp

Part No.	Size	Quantity L1	Quantity L2
BC-60-02	1/8"	25	
BC-60-03	3/16"	25	1000
BC-60-04	1/4"	25	1000
BC-60-05	5/16"	25	1000
BC-60-06	3/8"	25	1000
BC-60-07	7/16"	25	
BC-60-08	1/2"	100	500
BC-60-10	5/8"	25	400
BC-60-12	3/4"	25	400
BC-60-14	7/8"	100	1000

Tee - Comp

Part No.	Size	Quantity L1	Quantity L2
BC-64-02	1/8"	25	
BC-64-03	3/16"	25	
BC-64-04	1/4"	25	400
BC-64-05	5/16"	25	400
BC-64-06	3/8"	25	200
BC-64-08	1/2"	10	180
BC-64-10	5/8"	10	120
BC-64-14	7/8"	5	

Tee - Comp x Comp x MPT

Part No.	Size	Quantity L1	Quantity L2
BC-72-0604	3/8" x 3/8" x 1/4"	25	

Union Coupling - Comp

Part No.	Size	Quantity L1	Quantity L2
BC-62-02	1/8"	100	1000
BC-62-03	3/16"	25	600
BC-62-04	1/4"	25	800
BC-62-05	5/16"	25	800
BC-62-06	3/8"	25	500
BC-62-07	7/16"	25	
BC-62-08	1/2"	25	300
BC-62-10	5/8"	25	200
BC-62-12	3/4"	10	100
BC-62-14	7/8"	10	100
BC-62R-0402	1/4" x 1/8"	25	
BC-62R-0403	1/4" x 3/16"	25	
BC-62R-0504	5/16" x 1/4"	25	
BC-62R-0604	3/8" x 1/4"	25	600
BC-62R-0605	3/8" x 5/16"	25	
BC-62R-0806	1/2" x 3/8"	25	400
BC-62R-1006	5/8" x 3/8"	10	250
BC-62R-1008	5/8" x 1/2"	10	250

Contact your sales rep for any further information
Toll Free: 1-800-561-3164
boshart.com

BOSHART INDUSTRIES

NO LEAD COMPRESSION FITTINGS

Compression fittings are suitable for use in low to medium pressure applications for gasoline, grease, oil, water, vacuum and air lines. They are applicable with copper, brass, aluminum, plastic, CPVC & PEX tubing. The use of long nuts in applications where vibrations exist is recommended for extra resistance.

NO LEAD <0.25% Pb by weighted avg.

• NSF/ANSI 372

Temperature Range: -65°F to 250°F (-54°C to 121°C)

Coupling - Comp x FPT

Part No.	Size	Quantity L1	Quantity L2
BC-66-0402NL	1/4" x 1/8"	25	800
BC-66-0404NL	1/4"	25	700
BC-66-0406NL	1/4" x 3/8"	25	600
BC-66-0408NL	1/4" x 1/2"	25	
BC-66-0604NL	3/8" x 1/4"	25	600
BC-66-0606NL	3/8"	25	500
BC-66-0608NL	3/8" x 1/2"	25	400
BC-66-0806NL	1/2" x 3/8"	10	400
BC-66-0808NL	1/2"	10	300
BC-66-1008NL	5/8" x 1/2"	10	250
BC-66-1012NL	5/8" x 3/4"	10	200
BC-66-1412NL	7/8" x 3/4"	10	150

Coupling - Comp x MPT

Part No.	Size	Quantity L1	Quantity L2
BC-68-0402NL	1/4" x 1/8"	25	800
BC-68-0404NL	1/4"	25	800
BC-68-0406NL	1/4" x 3/8"	25	600
BC-68-0408NL	1/4" x 1/2"	25	350
BC-68-0604NL	3/8" x 1/4"	25	600
BC-68-0606NL	3/8" x 3/8"	25	500
BC-68-0608NL	3/8" x 1/2"	25	400
BC-68-0612NL	3/8" x 3/4"	10	250
BC-68-0806NL	1/2" x 3/8"	10	400
BC-68-0808NL	1/2"	10	350
BC-68-0812NL	1/2" x 3/4"	10	
BC-68-1008NL	5/8" x 1/2"	10	300
BC-68-1012NL	5/8" x 3/4"	10	200
BC-68-1412NL	7/8" x 3/4"	10	150

90° Elbow - Comp

Part No.	Size	Quantity L1	Quantity L2
BC-65-04NL	1/4"	25	600
BC-65-06NL	3/8"	25	500
BC-65-08NL	1/2"	10	250
BC-65-10NL	5/8"	10	150
BC-65-14NL	7/8"	10	70

90° Elbow - Comp x MPT

Part No.	Size	Quantity L1	Quantity L2
BC-69-0402NL	1/4" x 1/8"	25	800
BC-69-0404NL	1/4"	25	700
BC-69-0406NL	1/4" x 3/8"	25	600
BC-69-0604NL	3/8" x 1/4"	25	600
BC-69-0606NL	3/8"	25	500
BC-69-0608NL	3/8" x 1/2"	10	350
BC-69-0806NL	1/2" x 3/8"	25	
BC-69-0808NL	1/2"	10	350
BC-69-1008NL	5/8" x 1/2"	10	300

Insert - Comp

Part No.	Size	Quantity L1	Quantity L2
BC-61P-02NL	1/8"	25	
BC-61P-03NL	3/16"	25	
BC-61P-04NL	1/4"	50	1000
BC-61P-05NL	5/16"	25	
BC-61P-06NL	3/8"	500	6000
BC-61P-08NL	1/2"	500	4000
BC-61P-10NL	5/8"	200	2000

Tee - Comp

Part No.	Size	Quantity L1	Quantity L2
BC-64-04NL	1/4"	25	400
BC-64-06NL	3/8"	25	200
BC-64-08NL	1/2"	10	180
BC-64-10NL	5/8"	10	120
BC-64-14NL	7/8"	10	50

Union Coupling - Comp

Part No.	Size	Quantity L1	Quantity L2
BC-62-04NL	1/4"	25	800
BC-62-06NL	3/8"	25	500
BC-62-08NL	1/2"	25	300
BC-62-10NL	5/8"	10	200
BC-62-14NL	7/8"	10	100
BC-62R-0604NL	3/8" x 1/4"	25	600
BC-62R-0806NL	1/2" x 3/8"	25	400
BC-62R-1006NL	5/8" x 3/8"	10	250
BC-62R-1008NL	5/8" x 1/2"	10	250

BOSHART INDUSTRIES

HOSE BARB FITTINGS

Hose Barb fittings are suitable for use with various hose and tubing.
Temperature Range: -40°F to 160°F (-40°C to 71°C)

Coupling - Barb x MPT

Part No.	Size	Quantity L1	Quantity L2
BH-125-0202	1/8"	100	2000
BH-125-0204	1/8" x 1/4"	100	2000
BH-125-0302	3/16" x 1/8"	25	
BH-125-0304	3/16" x 1/4"	25	1000
BH-125-0402	1/4" x 1/8"	25	1000
BH-125-0404	1/4"	25	800
BH-125-0406	1/4" x 3/8"	25	600
BH-125-0408	1/4" x 1/2"	25	500
BH-125-0502	5/16" x 1/8"	25	
BH-125-0504	5/16" x 1/4"	25	800
BH-125-0506	5/16" x 3/8"	25	600
BH-125-0602	3/8" x 1/8"	25	
BH-125-0604	3/8" x 1/4"	25	600
BH-125-0606	3/8"	25	500
BH-125-0608	3/8" x 1/2"	25	400
BH-125-0612	3/8" x 3/4"	5	
BH-125-0804	1/2" x 1/4"	25	500
BH-125-0806	1/2" x 3/8"	25	400
BH-125-0808	1/2"	25	300
BH-125-0812	1/2" x 3/4"	10	250
BH-125-1006	5/8" x 3/8"	25	
BH-125-1008	5/8" x 1/2"	10	300
BH-125-1012	5/8" x 3/4"	5	
BH-125-1206	3/4" x 3/8"	5	
BH-125-1208	3/4" x 1/2"	25	250
BH-125-1212	3/4"	10	200
BH-125-1612	1" x 3/4"	5	
BH-125-1616	1"	10	100
BH-125-2016	1-1/4" x 1"	5	

Coupling - Barb x FPT

Part No.	Size	Quantity L1	Quantity L2
BH-126-0204	1/8" x 1/4"	25	
BH-126-0402	1/4" x 1/8"	25	
BH-126-0404	1/4" x 1/4"	25	700
BH-126-0506	5/16" x 3/8"	25	
BH-126-0602	3/8" x 1/8"	25	
BH-126-0604	3/8" x 1/4"	25	600
BH-126-0606	3/8"	25	500
BH-126-0608	3/8" x 1/2"	25	500
BH-126-0806	1/2" x 3/8"	10	400
BH-126-0808	1/2"	10	300
BH-126-1212	3/4"	5	

90° Elbow - Barb x MPT

Part No.	Size	Quantity L1	Quantity L2
BH-139-0402	1/4" x 1/8"	100	500
BH-139-0404	1/4"	25	500
BH-139-0602	3/8" x 1/8"	25	
BH-139-0604	3/8" x 1/4"	100	1000
BH-139-0606	3/8" x 3/8"	25	
BH-139-0608	3/8" x 1/2"	25	
BH-139-0804	1/2" x 1/4"	25	
BH-139-0806	1/2" x 3/8"	25	500
BH-139-0808	1/2"	25	500

NO LEAD HOSE BARB FITTINGS

Hose Barb fittings are suitable for use with various hose and tubing.
• NSF/ANSI 372
Temperature Range: -40°F to 160°F (-40°C to 71°C)

Pb NO LEAD <0.25% Pb by weighted avg.

Coupling - Barb

Part No.	Size	Quantity L1	Quantity L2
BH-129-02NL	1/8"	25	500
BH-129-03NL	3/16"	25	500
BH-129-04NL	1/4"	25	500
BH-129-05NL	5/16"	25	500
BH-129-06NL	3/8"	25	500
BH-129-08NL	1/2"	25	500
BH-129-10NL	5/8"	10	500
BH-129-12NL	3/4"	10	300

Coupling - Barb x FPT

Part No.	Size	Quantity L1	Quantity L2
BH-126-0404NL	1/4"	25	700
BH-126-0606NL	3/8"	25	500
BH-126-0608NL	3/8" x 1/2"	10	400
BH-126-0808NL	1/2"	10	300

Contact your sales rep for any further information
Toll Free: 1-800-561-3164
boshart.com

BOSHART INDUSTRIES

NO LEAD HOSE BARB FITTINGS

Coupling - Barb x MPT

Part No.	Size	Quantity L1	Quantity L2
BH-125-0202NL	1/8"	25	1500
BH-125-0204NL	1/8" x 1/4"	25	1200
BH-125-0402NL	1/4" x 1/8"	25	1000
BH-125-0404NL	1/4"	25	800
BH-125-0406NL	1/4" x 3/8"	25	600
BH-125-0408NL	1/4" x 1/2"	25	500
BH-125-0504NL	5/16" x 1/4"	25	800
BH-125-0506NL	5/16" x 3/8"	25	600
BH-125-0602NL	3/8" x 1/8"	25	800
BH-125-0604NL	3/8" x 1/4"	25	600
BH-125-0606NL	3/8"	25	500
BH-125-0608NL	3/8" x 1/2"	25	400
BH-125-0804NL	1/2" x 1/4"	25	500
BH-125-0806NL	1/2" x 3/8"	25	400
BH-125-0808NL	1/2"	25	300
BH-125-0812NL	1/2" x 3/4"	10	250
BH-125-1008NL	5/8" x 1/2"	10	300
BH-125-1208NL	3/4" x 1/2"	10	300
BH-125-1212NL	3/4"	10	200
BH-125-1616NL	1"	10	100

90° Elbow - Barb x MPT

Part No.	Size	Quantity L1	Quantity L2
BH-139-0402NL	1/4" x 1/8"	25	1000
BH-139-0404NL	1/4"	25	500
BH-139-0604NL	3/8" x 1/4"	10	500

MINI HOSE BARB FITTINGS

Mini Barb fittings are suitable for polyethylene tubing. They have excellent vibration resistance.
Temperature Range: -40°F to 135°F (-40°C to 57°C)

Coupling - Mini Barb

Part No.	Size	Quantity L1	Quantity L2
BT-962-04	1/4"	25	
BT-962-06	3/8"	25	
BT-962-08	1/2"	25	

Coupling - Mini Barb x MPT

Part No.	Size	Quantity L1	Quantity L2
BT-968-0402	1/4" x 1/8"	25	
BT-968-0404	1/4"	25	
BT-968-0602	3/8" x 1/8"	25	
BT-968-0604	3/8" x 1/4"	25	

90° Elbow - Mini Barb

Part No.	Size	Quantity L1	Quantity L2
BT-965-04	1/4"	25	
BT-965-06	3/8"	25	
BT-965-08	1/2"	25	

90° Elbow - Mini Barb x MPT

Part No.	Size	Quantity L1	Quantity L2
BT-969-0402	1/4" x 1/8"	25	
BT-969-0404	1/4"	25	
BT-969-0602	3/8" x 1/8"	25	
BT-969-0604	3/8" x 1/4"	25	

Tee - Mini Barb

Part No.	Size	Quantity L1	Quantity L2
BT-964-04	1/4"	25	
BT-964-06	3/8"	25	
BT-964-08	1/2"	25	

Tee - Mini Barb x Mini Barb x MPT

Part No.	Size	Quantity L1	Quantity L2
BT-972-0402	1/4" x 1/4" x 1/8"	25	

BOSHART INDUSTRIES

GARDEN HOSE FITTINGS

Garden Hose fittings are suitable for use in residential, commercial or industrial plumbing.

Cap with Chain - FHT
Hex knurl with washer

Part No.	Size	Quantity L1	Quantity L2
BG-200HKC-12	3/4"	10	300

Cap Nut - FHT
With washer

Part No.	Size	Quantity L1	Quantity L2
BG-200-12	3/4"	10	500

Coupling - Barb
With washer

Part No.	Size	Quantity L1	Quantity L2
BG-193-195-06	3/8"	5	
BG-193-195-08	1/2"	10	250
BG-193-195-10	5/8"	5	
BG-193-195-12	3/4"	5	

Swivel Coupling - Barb x FHT
With washer

Part No.	Size	Quantity L1	Quantity L2
BG-195-0612	3/8" x 3/4"	10	500
BG-195-0812	1/2" x 3/4"	10	500
BG-195-1012	5/8" x 3/4"	10	500
BG-195-1212	3/4"	10	500

Coupling - Barb x MHT

Part No.	Size	Quantity L1	Quantity L2
BG-193-0612	3/8" x 3/4"	5	
BG-193-0812	1/2" x 3/4"	10	500
BG-193-1012	5/8" x 3/4"	10	500
BG-193-1212	3/4" x 3/4"	10	500

Coupling - FHT
With washer

Part No.	Size	Quantity L1	Quantity L2
BG-198W-12	3/4"	10	500

Coupling - FHT x FPT
With washer

Part No.	Size	Quantity L1	Quantity L2
BG-198-1208	3/4" x 1/2"	10	500
BG-198-1212	3/4"	10	500

Coupling - FHT x MPT
With washer

Part No.	Size	Quantity L1	Quantity L2
BG-199-1208	3/4" x 1/2"	10	500
BG-199-1212	3/4"	10	500

Coupling - MHT

Part No.	Size	Quantity L1	Quantity L2
BG-196W-1212	3/4"	10	500

Coupling - MHT x FPT

Part No.	Size	Quantity L1	Quantity L2
BG-197-1204	3/4" x 1/4"	5	
BG-197-1206	3/4" x 3/8"	5	
BG-197-1208	3/4" x 1/2"	10	500
BG-197-1212	3/4"	10	500

Coupling - MHT x MPT

Part No.	Size	Quantity L1	Quantity L2
BG-196-1206	3/4" x 3/8"	10	500
BG-196-1208	3/4" x 1/2"	10	500
BG-196-1212	3/4"	10	250

Swivel Coupling - FHT
With washer

Part No.	Size	Quantity L1	Quantity L2
BG-203-12	3/4"	10	500

Swivel Coupling - FHT x FPT
With washer

Part No.	Size	Quantity L1	Quantity L2
BG-199S-1208	3/4" x 1/2"	10	500
BG-199S-1212	3/4"	10	250

Swivel Coupling - FHT x MPT
With washer

Part No.	Size	Quantity L1	Quantity L2
BG-194-1204	3/4" x 1/4"	5	
BG-194-1206	3/4" x 3/8"	5	
BG-194-1208	3/4" x 1/2"	10	250

Contact your sales rep for any further information
Toll Free: 1-800-561-3164
boshart.com

BOSHART INDUSTRIES

GARDEN HOSE FITTINGS

Washer - FHT

Part No.	Size	Quantity L1	Quantity L2
BG-GHW-12	3/4"	10	500

Y Coupling - MHT x FHT
With washer

Part No.	Size	Quantity L1	Quantity L2
BG-202-12	3/4"	5	

Y Valve - MHT x FHT

1/4 turn ball valve shut-offs

Part No.	Size	Quantity L1	Quantity L2
BG-202V-12	3/4"	20	100

NO LEAD GARDEN HOSE FITTINGS

Garden Hose fittings are suitable for use in residential, commercial or industrial plumbing.

NO LEAD <0.25% Pb by weighted avg.

Cap with Chain - FHT
Hex knurl with washer



Part No.	Size	Quantity L1	Quantity L2
BG-200HKC-12NL	3/4"	10	300

Cap Nut - FHT
With washer

Part No.	Size	Quantity L1	Quantity L2
BG-200-12NL	3/4"	10	500

Coupling - Barb
With washer

Part No.	Size	Quantity L1	Quantity L2
BG-193-195-08NL	1/2"	10	
BG-193-195-10NL	5/8"	10	
BG-193-195-12NL	3/4"	10	

Swivel Coupling - Barb x FHT
With washer

Part No.	Size	Quantity L1	Quantity L2
BG-195-0612NL	3/8" x 3/4"	10	500
BG-195-0812NL	1/2" x 3/4"	10	500
BG-195-1012NL	5/8" x 3/4"	10	500
BG-195-1212NL	3/4"	10	500

Coupling - Barb x MHT

Part No.	Size	Quantity L1	Quantity L2
BG-193-0812NL	1/2" x 3/4"	10	500
BG-193-1012NL	5/8" x 3/4"	10	500
BG-193-1212NL	3/4"	10	500

Coupling - FHT x FPT
With washer

Part No.	Size	Quantity L1	Quantity L2
BG-198-1208NL	3/4" x 1/2"	10	500
BG-198-1212NL	3/4"	10	500

Coupling - FHT x MPT
With washer

Part No.	Size	Quantity L1	Quantity L2
BG-199-1208NL	3/4" x 1/2"	10	500
BG-199-1212NL	3/4"	10	500

Coupling - MHT

Part No.	Size	Quantity L1	Quantity L2
BG-196W-1212NL	3/4"	10	500

BOSHART INDUSTRIES

NO LEAD GARDEN HOSE FITTINGS

Coupling - MHT x FPT

Part No.	Size	Quantity L1	Quantity L2
BG-197-1208NL	3/4" x 1/2"	10	500
BG-197-1212NL	3/4"	10	500

Coupling - MHT x MPT

Part No.	Size	Quantity L1	Quantity L2
BG-196-1208NL	3/4" x 1/2"	10	500
BG-196-1212NL	3/4"	10	250

Swivel Coupling - FHT

With washer

Part No.	Size	Quantity L1	Quantity L2
BG-203-12NL	3/4"	10	500

Swivel Coupling - FHT x FPT

With washer

Part No.	Size	Quantity L1	Quantity L2
BG-199S-1208NL	3/4" x 1/2"	10	500
BG-199S-1212NL	3/4"	10	250

Y Valve - MHT x FHT

1/4 turn ball valve shut-offs

Part No.	Size	Quantity L1	Quantity L2
BG-202V-12NL	3/4"	20	100

DISHWASHER HOSE FITTING

This Dishwasher Hose Fitting is easier to install since the connection is easier to align & attach, saving time. They require less torque and no tape or putty.

- NSF/ANSI Standard 372 Certified

Temperature Range: Up to 180°F (82°C)

NO LEAD <0.25% Pb by weighted avg.

90° Elbow - Comp x FHT

Part No.	Size	Quantity L1	Quantity L2
BC-DWE-0612NL	3/8" x 3/4"	20	200

HOSE MENDERS

For use with hose, not polyethylene pipe

Part No.	Size	Pipe Length	Number of Barbs	Quantity L1	Quantity L2
Zinc Plated Steel					
GHM-050	1/2"	3-1/2"	6	25	200
GHM-075	3/4"	4-1/4"	6	25	150
GHM-100	1"	4-1/4"	6	20	120
GHM-125	1-1/4"	4-1/4"	6	12	72
GHM-150	1-1/2"	4-5/8"	7	10	60
GHM-200	2"	4-7/8"	7	10	40
GHM-250	2-1/2"	6"	8	5	20
GHM-300	3"	6-5/8"	8	4	12
GHM-400	4"	8"	8	2	8
GHM-600	6"	11"	10	4	

Contact your sales rep for any further information

Toll Free: 1-800-561-3164

boshart.com

BOSHART INDUSTRIES

COMBINATION NIPPLES

For use with hose, not polyethylene pipe

Part No.	Size	Pipe Length	Number of Barbs	Quantity L1	Quantity L2
Steel					
BLCN-050	1/2"	3-1/8"	6	25	200
BLCN-075	3/4"	3-1/8"	6	25	150
BLCN-100	1"	3-3/8"	6	20	120
BLCN-125	1-1/4"	3-1/4"	6	20	80
BLCN-150	1-1/2"	4-1/8"	7	10	60
BLCN-200	2"	4-3/4"	8	10	40
BLCN-250	2-1/2"	5-3/4"	8	4	24
BLCN-300	3"	6"	8	4	16
BLCN-400	4"	7-1/4"	8	2	12
BLCN-600	6"	11"	13	4	
Zinc Plated Steel					
GCN-050	1/2"	3-1/8"	6	25	200
GCN-075	3/4"	3-1/8"	6	25	150
GCN-100	1"	3-3/8"	6	20	120
GCN-125	1-1/4"	3-1/4"	6	20	80
GCN-150	1-1/2"	4-1/8"	7	10	60
GCN-200	2"	4-3/4"	8	10	40
GCN-250	2-1/2"	5-3/4"	8	4	24
GCN-300	3"	6"	8	4	16
GCN-400	4"	7-1/4"	8	2	12
GCN-600	6"	11"	13	4	

GAS CONNECTOR FITTINGS

These connectors have a 16 thread flare connection.

Connector - FPT x Flare

Part No.	Size	Quantity L1	Quantity L2
GACF-F12	3/4" x 15/16"	100	
GACF-F8	1/2" x 15/16"	100	

Connector - MPT x Flare

Part No.	Size	Quantity L1	Quantity L2
GACF-M12	3/4" x 15/16"	100	
GACF-M8	1/2" x 15/16"	100	

BOSHART INDUSTRIES

GAS APPLIANCE CONNECTORS

Boshart's Gas Appliance Connectors allow for the proper alignment of a fixed piping system to the gas appliance. They are easy to install and have deep corrugations to enhance their flexibility.

- CSA tested and approved
  - ANSI Z21.75/CSA 6.27 Connectors for outdoor gas appliances and manufactured homes
  - ANSI Z21.24/CSA 6.10 Connectors for gas appliances
- Non-Coated 304 Stainless Steel
- Max Operating Pressure: 0.5 psi (3.45kPa)
- Maximum Temperature:150°F (65.5°C)
- Corrugation Pipe ID: 0.500" (3/4" OD)

304 Stainless Steel, Maximum Pressure: 1/2 PSI

Part No.	Size	Pipe Length	Short Length Capacity BTU/Hour	Quantity L1	L2
FPT Connection					
GACN-F8-12	1/2"	12"	180000	25	
GACN-F8-18	1/2"	18"	164200	25	
GACN-F8-24	1/2"	24"	150000	25	
GACN-F8-36	1/2"	36"	125000	25	
GACN-F8-48	1/2"	48"	106000	25	
GACN-F8-60	1/2"	60"	93200	12	
GACN-F8-72	1/2"	72"	86000	12	

FPT Connection					
GACN-F12-12	3/4"	12"	180000	25	
GACN-F12-18	3/4"	18"	164200	25	
GACN-F12-24	3/4"	24"	150000	25	
GACN-F12-36	3/4"	36"	125000	25	
GACN-F12-48	3/4"	48"	106000	25	
GACN-F12-60	3/4"	60"	93200	12	
GACN-F12-72	3/4"	72"	86000	12	

FPT x MPT Connection					
GACN-F8M8-12	1/2"	12"	180000	25	
GACN-F8M8-18	1/2"	18"	164200	25	
GACN-F8M8-24	1/2"	24"	150000	25	
GACN-F8M8-36	1/2"	36"	125000	25	
GACN-F8M8-48	1/2"	48"	106000	25	
GACN-F8M8-60	1/2"	60"	93200	25	
GACN-F8M8-72	1/2"	72"	86000	12	

FPT x MPT Connection					
GACN-F12M8-24	3/4" x 1/2"	24"	150000	25	
GACN-F12M8-36	3/4" x 1/2"	36"	125000	25	
GACN-F12M8-48	3/4" x 1/2"	48"	106000	25	
GACN-F12M8-60	3/4" x 1/2"	60"	93200	12	
GACN-F12M8-72	3/4" x 1/2"	72"	86000	12	

MPT Connection					
GACN-M8-12	1/2"	12"	180000	25	
GACN-M8-18	1/2"	18"	164200	25	
GACN-M8-24	1/2"	24"	150000	25	
GACN-M8-36	1/2"	36"	125000	25	
GACN-M8-48	1/2"	48"	106000	25	
GACN-M8-60	1/2"	60"	93200	12	
GACN-M8-72	1/2"	72"	86000	12	

BOSHART INDUSTRIES

POLY COATED GAS APPLIANCE CONNECTORS

Boshart's Gas Appliance Connectors allow for the proper alignment of a fixed piping system to the gas appliance. They are easy to install and have deep corrugations to enhance their flexibility. This series has a yellow polymer coating to cover the entire length of the connector. This provides protection from ammonia, acids, chlorine and other corrosive chemicals as well as environment influences such as UV rays and sea salt.

- CSA tested and approved
  - ANSI Z21.75/CSA 6.27 Connectors for outdoor gas appliances and manufactured homes
  - ANSI Z21.24/CSA 6.10 Connectors for gas appliances
- Poly Coated 304 Stainless Steel
- Max Operating Pressure: 0.5 psi (3.45kPa)
- Maximum Temperature:150°F (65.5°C)
- Corrugation Pipe ID: 0.500" (3/4" OD)

304 Stainless Steel, Maximum Pressure: 1/2 PSI

Part No.	Size	Pipe Length	Short Length Capacity BTU/Hour	Quantity L1	L2
FPT Connection					
GAC-F8-12	1/2"	12"	180000	25	
GAC-F8-18	1/2"	18"	164200	25	
GAC-F8-24	1/2"	24"	150000	25	
GAC-F8-36	1/2"	36"	125000	25	
GAC-F8-48	1/2"	48"	106000	25	
GAC-F8-60	1/2"	60"	93200	12	
GAC-F8-72	1/2"	72"	86000	12	
FPT Connection					
GAC-F12-12	3/4"	12"	180000	25	
GAC-F12-18	3/4"	18"	164200	25	
GAC-F12-24	3/4"	24"	150000	25	
GAC-F12-36	3/4"	36"	125000	25	
GAC-F12-48	3/4"	48"	106000	25	
GAC-F12-60	3/4"	60"	93200	12	
GAC-F12-72	3/4"	72"	86000	12	
FPT x MPT Connection					
GAC-F8M8-12	1/2"	12"	180000	25	
GAC-F8M8-18	1/2"	18"	164200	25	
GAC-F8M8-24	1/2"	24"	150000	25	
GAC-F8M8-36	1/2"	36"	125000	25	
GAC-F8M8-48	1/2"	48"	106000	25	
GAC-F8M8-60	1/2"	60"	93200	12	
GAC-F8M8-72	1/2"	72"	86000	12	
FPT x MPT Connection					
GAC-F12M8-24	3/4" x 1/2"	24"	150000	25	
GAC-F12M8-36	3/4" x 1/2"	36"	125000	25	
GAC-F12M8-48	3/4" x 1/2"	48"	106000	25	
GAC-F12M8-60	3/4" x 1/2"	60"	93200	12	
MPT Connection					
GAC-M8-12	1/2"	12"	180000	25	
GAC-M8-18	1/2"	18"	164200	25	
GAC-M8-24	1/2"	24"	150000	25	
GAC-M8-36	1/2"	36"	125000	25	
GAC-M8-48	1/2"	48"	106000	25	
GAC-M8-60	1/2"	60"	93200	12	
GAC-M8-72	1/2"	72"	86000	12	

BOSHART INDUSTRIES

POLYETHYLENE TUBING

This Poly Tubing is lightweight, low density, odorless & taste-free. The material is compliant with FDA standards and resistant to stress cracking. Typical applications include air instrumentation, water lines, food transfer, chemical sprays, beverage & soda transfer, conduit, pneumatic control lines and light vacuum lines. This tubing is type 50.

NO LEAD <0.25% Pb by weighted avg.

Temperature Range: -45°F to 150°F (-43°C to 66°C)

Part No.	Size I.D.	Size O.D.	Wall Thickness	Working Pressure PSI	Quantity L1	Quantity L2
Length: 100'						
105-04-100	0.170"	1/4"	0.040"	140	100	1200
105-04H-100	0.125"	1/4"	0.062"	150	100	1200
105-06-100	0.250"	3/8"	0.062"	125	100	1000
105-08-100	0.375"	1/2"	0.062"	100	100	600
105-10-100	0.500"	5/8"	0.062"	75	100	
Length: 500'						
105-06-500	0.250"	3/8"	0.062"	125	500	
105-08-500	0.375"	1/2"	0.062"	100	500	
105-10-500	0.500"	5/8"	0.062"	75	500	
Length: 2000'						
105-04-2000	0.170"	1/4"	0.040"	140	2000	
105-04H-2000	0.125"	1/4"	0.062"	150	2000	

PVC BRAIDED HOSE

Boshart's Braided Hose is lightweight, non-marking and chemical resistant. It is made from clear PVC tube and is polyester reinforced. The material is compliant with FDA standards and self extinguishing. Typical industrial applications include air & water lines, lubrication lines, packaging machines, glue lines, air breathing lines, deionized water systems, wire conduit, pneumatic lines and vacuum lines. This tubing is type 20.

NO LEAD <0.25% Pb by weighted avg.

• NSF 51 Certified

Temperature Range: 25°F to 150°F (-4°C to 66°C)

Part No.	Size I.D.	Size O.D.	Working Pressure PSI	Quantity L1	Quantity L2
Length: 50'					
107-20-050	1-1/4"	1.625"	100 @ 70°F (21°C), 55 @ 122°F (50°C)	100	
107-24-050	1-1/2"	1.937"	100 @ 70°F (21°C), 50 @ 122°F (50°C)	50	
107-32-050	2"	2.490"	75 @ 70°F (21°C), 35 @ 122°F (50°C)	50	
Length: 100'					
107-03-100	3/16"	0.375"	250 @ 70°F (21°C), 150 @ 122°F (50°C)	100	
107-04-100	1/4"	0.438"	250 @ 70°F (21°C), 150 @ 122°F (50°C)	100	
107-05-100	5/16"	0.525"	250 @ 70°F (21°C), 150 @ 122°F (50°C)	100	
107-06-100	0.375"	0.600"	225 @ 70°F (21°C), 125 @ 122°F (50°C)	100	
107-08-100	0.500"	0.750"	200 @ 70°F (21°C), 100 @ 122°F (50°C)	100	
107-10-100	5/8"	0.875"	200 @ 70°F (21°C), 100 @ 122°F (50°C)	100	
107-12-100	3/4"	1.030"	150 @ 70°F (21°C), 85 @ 122°F (50°C)	100	
107-16-100	1"	1.300"	125 @ 70°F (21°C), 75 @ 122°F (50°C)	100	
107-20-100	1-1/4"	1.625"	100 @ 70°F (21°C), 55 @ 122°F (50°C)	100	
107-24-100	1-1/2"	1.937"	100 @ 70°F (21°C), 50 @ 122°F (50°C)	100	
107-32-100	2"	2.490"	75 @ 70°F (21°C), 35 @ 122°F (50°C)	100	
Length: 200'					
107-16-200	1"	1.300"	125 @ 70°F (21°C), 75 @ 122°F (50°C)	200	
Length: 300'					
107-08-300	0.500"	0.750"	200 @ 70°F (21°C), 100 @ 122°F (50°C)	300	
107-12-300	3/4"	1.030"	150 @ 70°F (21°C), 85 @ 122°F (50°C)	300	

BOSHART INDUSTRIES

PVC TUBING

Boshart's PVC Clear Tubing is non-toxic, odorless & taste-free. The material is non conductive, fire resistant, & self extinguishing. Typical applications include laboratory, food & beverage, drain lines, water & chemical transfer, wire harness, sight gauges and light vacuum lines. This tubing is type 10.

• NSF 51 Certified

Temperature Range: 25°F to 150°F (-4°C to 66°C)

NO LEAD <0.25% Pb by weighted avg.

Part No.	Size I.D.	Size O.D.	Wall Thickness	Working Pressure PSI	Quantity L1	Quantity L2
Length: 100'						
106-0204-100	1/8"	1/4"	0.063"	65 @ 68°F (20°C)	100	
106-0305-100	3/16"	5/16"	0.063"	55 @ 68°F (20°C)	100	
106-0406-100	1/4"	3/8"	0.063"	55 @ 68°F (20°C)	100	
106-0408-100	1/4"	1/2"	0.125"	60 @ 68°F (20°C)	100	
106-0507-100	5/16"	7/16"	0.063"	50 @ 68°F (20°C)	100	
106-0608-100	3/8"	1/2"	0.063"	45 @ 68°F (20°C)	100	
106-0610-100	3/8"	5/8"	0.125"	55 @ 68°F (20°C)	100	
106-0810-100	1/2"	5/8"	0.063"	30 @ 68°F (20°C)	100	
106-0812-100	1/2"	3/4"	0.125"	45 @ 68°F (20°C)	100	
106-1014-100	5/8"	7/8"	0.125"	40 @ 68°F (20°C)	100	
106-1216-100	3/4"	1"	0.125"	35 @ 68°F (20°C)	100	
106-1418-100	7/8"	1-1/8"	0.125"	30 @ 68°F (20°C)	100	
106-1620-100	1"	1-1/4"	0.125"	25 @ 68°F (20°C)	100	
106-2024-100	1-1/4"	1-1/2"	0.125"	20 @ 68°F (20°C)	100	
106-2430-100	1-1/2"	1-7/8"	0.188"	30 @ 68°F (20°C)	100	

WALL MOUNT / FLOOR STAND FRAMES

These frames can be assembled in a number of configurations to make 24" and 48" single and double sided floor stand units or can be wall mounted or fastened to existing peg board displays.
For more information on these frames and other display options please contact inside sales.

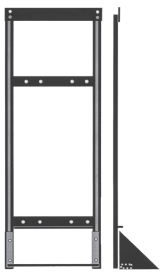

Part No.	Description	Quantity L1	Quantity L2
MD-FSC48	Connector Bar	1	
MD-FSK24	Floor Stand Kit	1	
MD-TOB-CN	Tab / Channel Nuts		
MD-TOB-MS	Screws		
MD-WMF24	Wall Mount Frame	1	

BOSHART INDUSTRIES

DIELECTRIC UNIONS

Dielectric Unions are used in commercial and residential applications to prevent accelerated corrosion and deterioration in the piping system due to galvanic and stray current. They consist of a union nut, two tailpieces, and a gasket that separates the tailpieces to prevent an electric current from occurring. Dielectric Unions are ideal in applications such as hot water storage tanks, water and air conditioners, processing tanks, steam, gas, and water piping.

NO LEAD <0.25% Pb by weighted avg.

• Specifications
- ANSI/ASME B1.20.1 Threads
- ANSI/AMSE B16.18 Sweat Connections

Temperature Range: Up to 180°F (82°C), Maximum Pressure: 250 PSI

Dielectric Union - FPT x Sweat

Part No.	Size	Quantity L1	Quantity L2
DU-05FSNL	1/2"	12	144
DU-07F05SNL	3/4" x 1/2"	15	120
DU-07FSNL	3/4"	15	120
DU-10FSNL	1"	12	72
DU-12FSNL	1-1/4"	6	48
DU-15FSNL	1-1/2"	6	36
DU-20FSNL	2"	3	18

Dielectric Union - MPT x Sweat

Part No.	Size	Quantity L1	Quantity L2
DU-05MSNL	1/2"	14	84
DU-07MSNL	3/4"	12	72

DIELECTRIC UNION REPLACEMENT PARTS

Plastic Insulator
Primary Material: Nylon

Part No.	Size	Quantity L1	Quantity L2
DU-PI20	2"		
DU-PI15	1-1/2"		
DU-PI12	1-1/4"		
DU-PI10	1"		
DU-PI07	3/4"		
DU-PI05	1/2"		

Gasket
Primary Material: Silicone Rubber

Part No.	Size	Quantity L1	Quantity L2
DU-G20	2"	100	
DU-G15	1-1/2"	100	
DU-G12	1-1/4"	100	
DU-G10	1"	100	
DU-G07	3/4"	100	
DU-G05	1/2"	100	

GRAY MAGIC PIPE THREAD COMPOUND

Gray Magic Industrial Grade Pipe Thread Compound is a slow drying, soft settling, non-hardening pipe thread compound. Recommended for on-site or assembly line work. For Sealing Threads on all types of metal, ideal for stainless steel threads which are more difficult to seal, also for sealing plastics including ABS, PVC, CPVC, Poly and Nylon Plastic Pipe Fittings.

NO LEAD <0.25% Pb by weighted avg.

• NSF Standard 61 & 14

Temperature Range: -50°F to 400°F (-46°C to 204°C)

Part No.	Size	Quantity L1	Quantity L2
TS-GM02	2 Fluid Ounces (59ml)	144	
TS-GM04	4 Fluid Ounces (118 ml)	24	
TS-GM08	8 Fluid Ounces (237 ml)	24	
TS-GM16	16 Fluid Ounces (473 ml)	12	

BOSHART INDUSTRIES

PTFE THREAD SEAL TAPE

Thread Seal Tape can be used for potable & non-potable water, most chemicals, oxygen, gas, hydraulic and high pressure lines.

- Thickness Specification: MIL-T-27730A
- UL Listed
- Comes packaged in sleeves of 10

Temperature Range: -310°F to 536°F (-190°C to 280°C), Primary Material: PTFE

NO LEAD <0.25% Pb by weighted avg.

Thread Seal Tape
Thickness: 0.0035" (3.5 mils)

Part No.	Size	Tape Length	Quantity L1	Quantity L2
TT1X520	1"	520"	10	250
TT34X520	3/4"	520"	10	250
TT520	1/2"	520"	10	250

High Density Thread Seal Tape
Thickness: 0.004" (4 mils)

Part No.	Size	Tape Length	Quantity L1	Quantity L2
TT1X520-DLX	1"	520"	10	250
TT34X520-DLX	3/4"	520"	10	250
TT520-DLX	1/2"	520"	10	250

SPECIALTY PTFE THREAD SEAL TAPE

Specialty Thread Seal Tape is thicker than regular PTFE tapes with a higher density. They are color coded for specific applications.

- Thickness Specification: MIL-T-27730A
- UL Listed

Temperature Range: -450°F to 550°F (-268°C to 288°C)

NO LEAD <0.25% Pb by weighted avg.

Yellow Gas Line Thread Seal Tape
This thread seal tape is for all types of gas lines including natural gas, propane and butane lines. This tape meets gas company standards worldwide.

Part No.	Size	Thickness	Tape Length	Quantity L1	Quantity L2
TT260-GAS	1/2"	0.004" (4 mils)	260"	10	200

Green Oxygen Thread Seal Tape
This thread seal tape is for all oxygen applications and is grease free. This tape will not support combustion.

Part No.	Size	Thickness	Tape Length	Quantity L1	Quantity L2
TT260-OXY	1/2"	0.004" (4 mils)	260"	10	200

White Premium Thread Seal Tape
This high density thread seal tape is for all industrial application including water, oil, chemical, medical and food processing where non-contamination standards are high. This tape does not include pigments or additives.

Part No.	Size	Thickness	Tape Length	Quantity L1	Quantity L2
TT260-PHD	1/2"	0.0035" (3.5 mils)	260"	10	200

Pink Plumbers Thread Seal Tape
This thread seal tape is for plumbers and pipe fitters and is heavier than the standard white thread seal tape.

Part No.	Size	Thickness	Tape Length	Quantity L1	Quantity L2
TT260-PP	1/2"	0.004" (4 mils)	260"	10	200

Gray Stainless Steel Thread Seal Tape
This thread seal tape is for all stainless steel fittings and is thicker with a higher density for coarse stainless steel threads. It has nickel pigment color added and prevents galling, seizing and corrosion.

Part No.	Size	Thickness	Tape Length	Quantity L1	Quantity L2
TT260-SS	1/2"	0.004" (4 mils)	260"	10	200

BOSHART INDUSTRIES

BRASS PUSH-FIT FITTINGS

BPF Series Brass Push Fit fittings are versatile and reliable, designed for use with copper, CPVC, and PEX piping in plumbing and hydronic heating systems. Approved for behind-the-wall installations with or without access panels, and underground applications (with proper wrapping to prevent corrosion). These fittings are ideal for potable and non-potable water use. They eliminate the need for soldering, crimping, or solvent welding, making them perfect for repairs in wet, hazardous, or hard-to-reach locations where open flames pose a fire risk. Additionally, the removable and reusable plastic disconnect tool ensures easy disconnection, and the fittings come complete with stiffeners for PEX piping, which can be removed for copper installations.

- For CTS (copper tube size) 3/8? (0.5? O.D.), 1/2" (0.625"), 3/4? (0.875? O.D.), 1? (1.125? O.D.)
- For tube sizes 3/8" (0.5" O.D.), 3/4" (0.875" O.D.), 1" (1.125" O.D.)
- Specifications
  - ASSE 1061 Removable & Non-removable Push-Fit Fittings
- NSF/ANSI 61 & 372

Maximum Pressure: 200 PSI @ 200°F (93°C)

Adapter - CTS x FPT

Part No.	Size	Quantity L1	Quantity L2
BPF-FA03NL	3/8"	12	120
BPF-FA0507NL	1/2" x 3/4"	6	60
BPF-FA05NL	1/2"	12	120
BPF-FA07NL	3/4"	6	60
BPF-FA10NL	1"	6	30

Adapter - CTS x MPT

Part No.	Size	Quantity L1	Quantity L2
BPF-MA03NL	3/8"	12	120
BPF-MA0507NL	1/2" x 3/4"	6	60
BPF-MA05NL	1/2"	12	120
BPF-MA07NL	3/4"	6	60
BPF-MA10NL	1"	6	30

Cap - CTS

Part No.	Size	Quantity L1	Quantity L2
BPF-CA05NL	1/2"	12	120
BPF-CA07NL	3/4"	6	60
BPF-CA10NL	1"	6	30

Coupling - CTS

Part No.	Size	Quantity L1	Quantity L2
BPF-C03NL	3/8"	12	120
BPF-C0503NL	1/2" x 3/8"	12	120
BPF-C05NL	1/2"	12	120
BPF-C0705NL	3/4" x 1/2"	6	60
BPF-C07NL	3/4"	6	60
BPF-C1007NL	1" x 3/4"	6	30
BPF-C10NL	1"	6	30

Transition Coupling - CTS

One end connects to polybutylene

Part No.	Size	Quantity L1	Quantity L2
BPF-PBC05NL	1/2"	12	120
BPF-PBC07NL	3/4"	12	120

Flexible Repair Couplings - CTS

12" braided stainless steel PVC hose

Part No.	Size	Quantity L1	Quantity L2
BPF-FRC05NL	1/2"	5	25
BPF-FRC07NL	3/4"	5	25

Repair Coupling - CTS

Part No.	Size	Quantity L1	Quantity L2
BPF-SC05NL	1/2"	2	60
BPF-SC07NL	3/4"	2	30

Dropear 90° Elbow - CTS x FPT

Part No.	Size	Quantity L1	Quantity L2
BPF-DE05NL	1/2"	12	120
BPF-DE0705NL	3/4" x 1/2"	6	60

90° Elbow - CTS

Part No.	Size	Quantity L1	Quantity L2
BPF-E03NL	3/8"	12	120
BPF-E05NL	1/2"	12	120
BPF-E0705NL	3/4" x 1/2"	6	60
BPF-E07NL	3/4"	6	60
BPF-E10NL	1"	6	30

90° Elbow - CTS x FPT

Part No.	Size	Quantity L1	Quantity L2
BPF-FE05NL	1/2"	12	120
BPF-FE07NL	3/4"	6	60

90° Elbow - CTS x MPT

Part No.	Size	Quantity L1	Quantity L2
BPF-ME05NL	1/2"	12	120
BPF-ME07NL	3/4"	6	60

Contact your sales rep for any further information

Toll Free: 1-800-561-3164

boshart.com

BOSHART INDUSTRIES

BRASS PUSH-FIT FITTINGS

Tee - CTS

Part No.	Size	Quantity L1	Quantity L2
BPF-T03NL	3/8"	12	60
BPF-T05NL	1/2"	12	60
BPF-T070505NL	3/4" x 1/2" x 1/2"	12	60
BPF-T070507NL	3/4" x 1/2" x 3/4"	12	60
BPF-T070705NL	3/4" x 3/4" x 1/2"	12	60
BPF-T07NL	3/4"	12	60
BPF-T101007NL	1" x 1" x 3/4"	6	30
BPF-T10NL	1"	6	30

Water Connector - CTS x FPT

Flexible 18" braided stainless steel PVC hose. Threaded swivel nut on one end for easy connection with NPT connection.

Part No.	Size	Quantity L1	Quantity L2
BPF-WC05-18	1/2"	5	25
BPF-WHC0507-18	1/2" x 3/4"	5	25
BPF-WHC07-18	3/4"	5	25

Water Connector with Valve - CTS x FPT

Flexible 18" braided stainless steel PVC hose. Threaded swivel nut on one end for easy connection with NPT connection.

Part No.	Size	Quantity L1	Quantity L2
BPF-WHCV0507-18	1/2" x 3/4"	5	25
BPF-WHCV07-18	3/4"	5	25

STAINLESS STEEL PUSH-FIT FITTINGS

SSPF Series Stainless Steel Push Fit fittings are versatile and reliable, designed for use with copper, CPVC, PEX, PE-RT & HDPE piping in plumbing and hydronic heating systems. Approved for behind-the-wall installations with or without access panels, and underground applications (with proper wrapping to prevent corrosion). These fittings are ideal for potable and non-potable water use. They eliminate the need for soldering, crimping, or solvent welding, making them perfect for repairs in wet, hazardous, or hard-to-reach locations where open flames pose a fire risk. The fittings come complete with stiffeners* for PEX piping, which can be removed for copper installations. Additionally, the fittings are reusable and easily disassembled using the plastic disconnect tool.

*excludes Repair Couplings (To be used with Copper and CPVC pipe only)

- Specifications
  - ASSE 1061 Removable & Non-removable Push-Fit Fittings
- NSF/ANSI 61 & 372

Temperature Range: Up to 200°F (93°C), Maximum Pressure: 300 PSI

Adapter - CTS x FPT

Part No.	Size	Quantity L1	Quantity L2
SSPF-FA05	1/2"	12	120
SSPF-FA0507	1/2" x 3/4"	6	60
SSPF-FA07	3/4"	6	60
SSPF-FA10	1"	6	30

Adapter - CTS x MPT

Part No.	Size	Quantity L1	Quantity L2
SSPF-MA05	1/2"	12	120
SSPF-MA0507	1/2" x 3/4"	6	60
SSPF-MA07	3/4"	6	60
SSPF-MA10	1"	6	30

Cap - CTS

Part No.	Size	Quantity L1	Quantity L2
SSPF-CA05	1/2"	12	120
SSPF-CA07	3/4"	6	60
SSPF-CA10	1"	6	60

Repair Coupling - CTS

Part No.	Size	Quantity L1	Quantity L2
SSPF-RC05	1/2"	6	60
SSPF-RC07	3/4"	6	30

BOSHART INDUSTRIES

STAINLESS STEEL PUSH-FIT FITTINGS

Dropear 90° Elbow - CTS x FPT

Part No.	Size	Quantity L1	Quantity L2
SSPF-DE05	1/2"	12	120
SSPF-DE0705	3/4" x 1/2"	6	30

90° Elbow - CTS

Part No.	Size	Quantity L1	Quantity L2
SSPF-E05	1/2"	12	120
SSPF-E07	3/4"	6	60
SSPF-E0705	3/4" x 1/2"	6	60
SSPF-E10	1"	6	30

90° Elbow - CTS x FPT

Part No.	Size	Quantity L1	Quantity L2
SSPF-FE05	1/2"	12	120
SSPF-FE07	3/4"	6	60

90° Elbow - CTS x MPT

Part No.	Size	Quantity L1	Quantity L2
SSPF-ME05	1/2"	12	120
SSPF-ME07	3/4"	6	60

Tee - CTS

Part No.	Size	Quantity L1	Quantity L2
SSPF-T05	1/2"	12	120
SSPF-T07	3/4"	6	60
SSPF-T070505	3/4" x 1/2" x 1/2"	6	60
SSPF-T070507	3/4" x 1/2" x 3/4"	6	60
SSPF-T070705	3/4" x 3/4" x 1/2"	6	60
SSPF-T10	1"	6	30
SSPF-T101007	1" x 1" x 3/4"	6	30

PUSH-FIT ACCESSORIES

Disconnect Clip - CTS

Part No.	Size	Quantity L1	Quantity L2
PF-DC10	1"		
PF-DC07	3/4"		
PF-DC05	1/2"		

Stiffener - CTS

Part No.	Size	Quantity L1	Quantity L2
PF-S10	1"		
PF-S07	3/4"		
PF-S05	1/2"		

BOSHART INDUSTRIES

PLASTIC QUICK CONNECT FITTINGS

Plastic Quick Connect Fittings are designed for use in POU installations, water dispensing, filtering systems, food/beverage service, agricultural/irrigation. These fittings provide a quick and convenient assembly solution saving time and expense. They do not require crimp tools, adhesives or clamps and can be removed and reused without damaging the pipe. Tube supports are sold separately and are recommended for use with soft tubing and hot liquids. They have excellent resistance to most organic compounds, industrial chemicals and gases. Plastic quick connect fittings can be used on PVC, Polyethylene, PEX, and Copper tubing.

NO LEAD <0.25% Pb by weighted avg.

Gripper ring: Stainless steel
O-Ring: NBR
• NSF/ANSI Standard 51, 61 & 372
Maximum Pressure: 170 PSI @ 34°F (1°C), 100 PSI @ 150°F (66°C)

Adapter - Tube OD x Comp

Part No.	Size	Quantity L1	Quantity L2
PQC-FA0404CP	1/4" x 1/4"	10	400

Adapter - Tube OD x FPT

Part No.	Size	Quantity L1	Quantity L2
PQC-FA0404	1/4" x 1/4"	10	300

Adapter - Tube OD x MPT

Part No.	Size	Quantity L1	Quantity L2
PQC-MA0402	1/4" x 1/8"	10	300
PQC-MA0404	1/4" x 1/4"	10	300
PQC-MA0406	1/4" x 3/8"	10	300
PQC-MA0604	3/8" x 1/4"	10	250
PQC-MA0606	3/8" x 3/8"	10	250
PQC-MA0608	3/8" x 1/2"	10	250

Coupling - Tube OD

Part No.	Size	Quantity L1	Quantity L2
PQC-C04	1/4"	10	300
PQC-C06	3/8"	10	250
PQC-C0604	3/8" x 1/4"	10	250

90° Elbow - Tube OD

Part No.	Size	Quantity L1	Quantity L2
PQC-E04	1/4"	10	300
PQC-E06	3/8"	10	250

90° Elbow - Tube OD x MPT

Part No.	Size	Quantity L1	Quantity L2
PQC-ME0402	1/4" x 1/8"	10	300
PQC-ME0404	1/4" x 1/4"	10	300
PQC-ME0604	3/8" x 1/4"	10	250
PQC-ME0606	3/8" x 3/8"	10	250

Clip - Tube OD

Part No.	Size	Quantity L1	Quantity L2
PQC-LC04	1/4"	10	200
PQC-LC06	3/8"	10	200

Tee - Tube OD

Part No.	Size	Quantity L1	Quantity L2
PQC-T04	1/4"	10	300
PQC-T06	3/8"	10	250
PQC-T060604	3/8" x 3/8" x 1/4"	10	250

Tube Support - Tube OD

Part No.	Size	Quantity L1	Quantity L2
PQC-TS04	1/4"	10	
PQC-TS06	3/8"	10	

Straight Supply Valve - Tube OD

Part No.	Size	Quantity L1	Quantity L2
PQCSVS-04	1/4"	10	300
PQCSVS-06	3/8"	10	300

Straight Supply Valve - Tube OD x MPT

Part No.	Size	Quantity L1	Quantity L2
PQCSVS-0404M	1/4" x 1/4"	10	300

BOSHART INDUSTRIES

TWISTLOC FITTINGS

The twist and lock system is designed for residential & commercial plumbing, and suitable for cold and hot potable water supply systems only. These all white fittings have color coded rings for easy recognition of size and easy verification of lock/unlock status at a distance. They are removable and re-useable without damage to plumbing or fittings. Integral tube support for PEX installations.

NO LEAD <0.25% Pb by weighted avg.

- For tube sizes 1/8" (0.25" O.D.), 1/4" (0.375" O.D.), 3/8" (0.5" O.D.), 1/2" (0.625" O.D.), 3/4" (0.875" O.D.), 1" (1.125" O.D.)
- Specifications
  - ASME A112.18.1 / CSA B125.1 Plumbing Supply Fittings
  - ASSE 1061 Removable & Non-removable Push-Fit Fittings
- NSF/ANSI 14, 61, & 372

Maximum Pressure: 250 PSI @ 73°F (23°C), 150 PSI @ 140°F (60°C), 100 PSI @ 180°F (82°C)

Adapter - CTS x FPT

Part No.	Size	Quantity L1	Quantity L2
PTL-FA0305	3/8" x 1/2"	10	100
PTL-FA05	1/2"	10	100
PTL-FA0507	1/2" x 3/4"	10	100
PTL-FA07	3/4"	10	100
PTL-FA10	1"	5	50

Adapter - CTS x MPT

Part No.	Size	Quantity L1	Quantity L2
PTL-MA0305	3/8" x 1/2"	10	100
PTL-MA05	1/2"	10	150
PTL-MA0507	1/2" x 3/4"	10	100
PTL-MA07	3/4"	10	100
PTL-MA10	1"	5	50

Valve Adapter - CTS

Dual outlet

Part No.	Size	Quantity L1	Quantity L2
PTLVA-0301	3/8" x 1/8"	5	50
PTLVA-0302	3/8" x 1/4"	5	50
PTLVA-0501	1/2" x 1/8"	5	50
PTLVA-0502	1/2" x 1/4"	5	50

Cap - CTS

Part No.	Size	Quantity L1	Quantity L2
PTL-CA05	1/2"	10	150
PTL-CA07	3/4"	10	100
PTL-CA10	1"	5	50

Coupling - CTS

Part No.	Size	Quantity L1	Quantity L2
PTL-C03	3/8"	10	150
PTL-C05	1/2"	10	150
PTL-C0503	1/2" x 3/8"	10	150
PTL-C07	3/4"	10	100
PTL-C0705	3/4" x 1/2"	10	100
PTL-C10	1"	5	50
PTL-C1007	1" x 3/4"	5	50

Repair Coupling - CTS

Part No.	Size	Quantity L1	Quantity L2
PTL-SC05	1/2"	5	50
PTL-SC07	3/4"	5	50

90° Elbow - CTS

Part No.	Size	Quantity L1	Quantity L2
PTL-E03	3/8"	10	100
PTL-E05	1/2"	10	100
PTL-E07	3/4"	10	50
PTL-E0705	3/4" x 1/2"	10	50
PTL-E10	1"	5	25

90° Elbow - CTS x MPT

Part No.	Size	Quantity L1	Quantity L2
PTL-ME05	1/2"	10	100

90° Elbow - CTS x GHT Swivel

Part No.	Size	Quantity L1	Quantity L2
PTL-FSEGH	1/2" x 3/4"	5	100

Dropear 90° Elbow - CTS x FPT

Part No.	Size	Quantity L1	Quantity L2
PTL-DE05	1/2"	10	100

Tee - CTS

Part No.	Size	Quantity L1	Quantity L2
PTL-T03	3/8"	10	50
PTL-T05	1/2"	10	50
PTL-T050501	1/2" x 1/2" x 1/8"	10	50
PTL-T07	3/4"	10	50
PTL-T070505	3/4" x 1/2" x 1/2"	10	50
PTL-T070705	3/4" x 3/4" x 1/2"	10	50
PTL-T10	1"	5	25
PTL-T101007	1" x 1" x 3/4"	5	25

BOSHART INDUSTRIES

TWISTLOC FITTINGS

Tee Valve - CTS

Part No.	Size	Quantity L1	Quantity L2
PTLSCTV-0501	1/2" x 1/8"	5	25
PTLSCTV-0502	1/2" x 1/4"	5	25

Tube Support - CTS

Part No.	Size	Quantity L1	Quantity L2
PTL-S01	1/8"	25	500
PTL-S02	1/4"	25	500
PTL-S03	3/8"	25	500
PTL-S05	1/2"	25	400
PTL-S07	3/4"	25	400
PTL-S10	1"	25	300

Angle Supply Valve - CTS

Part No.	Size	Quantity L1	Quantity L2
PTLSVA-0502	1/2" x 1/4"	5	100

Straight Supply Valve - CTS

Part No.	Size	Quantity L1	Quantity L2
PTLSVS-03	3/8"	5	50
PTLSVS-05	1/2"	5	50
PTLSVS-0501	1/2" x 1/8"	5	50
PTLSVS-07	3/4"	5	25

BOSHART INDUSTRIES

STAINLESS STEEL CRIMP PEX FITTINGS

Boshart's Stainless Steel PEX Crimp fittings are great for all PEX applications. They are premium quality and durable. Featuring high corrosion resistance, and are ideal for areas with high acidity and anywhere water quality is an issue.

NO LEAD <0.25% Pb by weighted avg.

- NSF/ANSI 61 & 372 Certified
- cUPC Certified
- Crimp PEX end conforms to ASTM F1807

Temperature Range: Up to 400°F (204°C), Maximum Pressure: 200 PSI

- Must order L1 Quantity

Coupling - Crimp PEX

Part No.	Size	Quantity L1	Quantity L2
SSPEX-C05	1/2"	25	1000
SSPEX-C07	3/4"	25	400
SSPEX-C0705	3/4" x 1/2"	25	400
SSPEX-C10	1"	25	100
SSPEX-C1007	1" x 3/4"	25	200

Dropear 90° Elbow - Crimp PEX x FPT

Part No.	Size	Quantity L1	Quantity L2
SSPEX-DE05	1/2"	25	150
SSPEX-DE07	3/4"	25	100
SSPEX-DE0705	3/4" x 1/2"	25	100

90° Elbow - Crimp PEX

Part No.	Size	Quantity L1	Quantity L2
SSPEX-E05	1/2"	25	700
SSPEX-E07	3/4"	25	300
SSPEX-E0705	3/4" x 1/2"	25	300
SSPEX-E10	1"	25	150

Adapter - Crimp PEX x FPT

Part No.	Size	Quantity L1	Quantity L2
SSPEX-FA05	1/2"	25	400
SSPEX-FA0507	1/2" x 3/4"	25	200
SSPEX-FA07	3/4"	25	200
SSPEX-FA0705	3/4" x 1/2"	25	200
SSPEX-FA0710	3/4" x 1"	25	100
SSPEX-FA10	1"	25	100

Adapter - Crimp PEX x MPT

Part No.	Size	Quantity L1	Quantity L2
SSPEX-MA05	1/2"	25	400
SSPEX-MA0507	1/2" x 3/4"	25	200
SSPEX-MA07	3/4"	25	200
SSPEX-MA0705	3/4" x 1/2"	25	200
SSPEX-MA0710	3/4" x 1"	25	200
SSPEX-MA10	1"	25	100
SSPEX-MA1007	1" x 3/4"	25	200

90° Elbow - Crimp PEX x MPT

Part No.	Size	Quantity L1	Quantity L2
SSPEX-ME05	1/2"	25	250
SSPEX-ME07	3/4"	25	150

Plug - Crimp PEX

Part No.	Size	Quantity L1	Quantity L2
SSPEX-P05	1/2"	25	1200
SSPEX-P07	3/4"	25	700
SSPEX-P10	1"	25	200

Transition Coupling - Crimp PEX

Transitions from Polybutylene pipe PB2110 to PEX. Kit includes one coupling and two copper crimp rings.

Part No.	Size	Quantity L1	Quantity L2
SSPEX-PBCK05	1/2"	25	500
SSPEX-PBCK07	3/4"	25	400
SSPEX-PBCK10	1"	25	200

Tee - Crimp PEX

Part No.	Size	Quantity L1	Quantity L2
SSPEX-T05	1/2"	25	400
SSPEX-T050503	1/2" x 1/2" x 3/8"	25	400
SSPEX-T07	3/4"	25	300
SSPEX-T070505	3/4" x 1/2" x 1/2"	25	300
SSPEX-T070507	3/4" x 1/2" x 3/4"	25	300
SSPEX-T070703	3/4" x 3/4" x 3/8"	25	300
SSPEX-T070705	3/4" x 3/4" x 1/2"	25	300
SSPEX-T070710	3/4" x 3/4" x 1"	25	200
SSPEX-T10	1"	25	150
SSPEX-T100507	1" x 1/2" x 3/4"	25	200
SSPEX-T100510	1" x 1/2" x 1"	25	200
SSPEX-T100705	1" x 3/4" x 1/2"	25	200
SSPEX-T100707	1" x 3/4" x 3/4"	25	200
SSPEX-T100710	1" x 3/4" x 1"	25	150
SSPEX-T101005	1" x 1" x 1/2"	25	200
SSPEX-T101007	1" x 1" x 3/4"	25	150

BOSHART INDUSTRIES

STAINLESS STEEL COLD EXPANSION PEX FITTINGS

Boshart's Stainless Steel Cold Expansion PEX fittings are great for all PEX applications. They are premium quality and durable. Featuring high corrosion resistance, and are ideal for areas with high acidity and anywhere water quality is an issue.

NO LEAD <0.25% Pb by weighted avg.

Temperature Range: Up to 400°F (204°C), Maximum Pressure: 200 PSI
• Must order L1 Quantity

Coupling - CE PEX

Part No.	Size	Quantity L1	Quantity L2
SSCEP-C1007	1" x 3/4"	25	200
SSCEP-C10	1"	25	200
SSCEP-C0705	3/4" x 1/2"	25	500
SSCEP-C07	3/4"	25	400
SSCEP-C05	1/2"	25	800

Dropear 90° Elbow - CE PEX x FPT

Part No.	Size	Quantity L1	Quantity L2
SSCEP-DE0705	3/4" x 1/2"	25	100
SSCEP-DE07	3/4"	25	100
SSCEP-DE05	1/2"	25	150

90° Elbow - CE PEX

Part No.	Size	Quantity L1	Quantity L2
SSCEP-E10	1"	25	50
SSCEP-E0705	3/4" x 1/2"	25	150
SSCEP-E07	3/4"	25	100
SSCEP-E05	1/2"	25	300

Adapter - CE PEX x FPT

Part No.	Size	Quantity L1	Quantity L2
SSCEP-FA10	1"	25	100
SSCEP-FA0710	3/4" x 1"	25	200
SSCEP-FA0705	3/4" x 1/2"	25	200
SSCEP-FA07	3/4"	25	200
SSCEP-FA0507	1/2" x 3/4"	25	200
SSCEP-FA05	1/2"	25	400

Adapter - CE PEX x MPT

Part No.	Size	Quantity L1	Quantity L2
SSCEP-MA1007	1" x 3/4"	25	100
SSCEP-MA10	1"	25	100
SSCEP-MA0710	3/4" x 1"	25	200
SSCEP-MA0705	3/4" x 1/2"	25	300
SSCEP-MA07	3/4"	25	200
SSCEP-MA0507	1/2" x 3/4"	25	200
SSCEP-MA05	1/2"	25	400

90° Elbow - CE PEX x MPT

Part No.	Size	Quantity L1	Quantity L2
SSCEP-ME07	3/4"	25	150
SSCEP-ME05	1/2"	25	250

Plug - CE PEX

Part No.	Size	Quantity L1	Quantity L2
SSCEP-P10	1"	25	200
SSCEP-P07	3/4"	25	300
SSCEP-P05	1/2"	25	800

Transition Coupling - CE PEX

Transitions from polybutylene (PB) pipe PB2110 to cold expansion PEX. Kit includes one coupling, one cold expansion collar, and one copper ring. The copper ring goes to the PB end and the expansion collar goes to the CEP end.

Part No.	Size
SSCEP-PBCK10	1"
SSCEP-PBCK07	3/4"
SSCEP-PBCK05	1/2"

Tee - CE PEX

Part No.	Size	Quantity L1	Quantity L2
SSCEP-T101007	1" x 1" x 3/4"	25	100
SSCEP-T101005	1" x 1" x 1/2"	25	100
SSCEP-T100710	1" x 3/4" x 1"	25	50
SSCEP-T100707	1" x 3/4" x 3/4"	25	100
SSCEP-T100705	1" x 3/4" x 1/2"	25	100
SSCEP-T100510	1" x 1/2" x 1"	25	50
SSCEP-T100507	1" x 1/2" x 3/4"	25	100
SSCEP-T10	1"	25	50
SSCEP-T070710	3/4" x 3/4" x 1"	25	100
SSCEP-T070705	3/4" x 3/4" x 1/2"	25	200
SSCEP-T070703	3/4" x 3/4" x 3/8"	25	150
SSCEP-T070507	3/4" x 1/2" x 3/4"	25	150
SSCEP-T070505	3/4" x 1/2" x 1/2"	25	150
SSCEP-T07	3/4"	25	100
SSCEP-T050503	1/2" x 1/2" x 3/8"	25	400
SSCEP-T05	1/2"	25	300

BOSHART INDUSTRIES

POLY-ALLOY CRIMP PEX FITTINGS

Crimp PEX fittings are resistant to chemicals in corrosive and aggressive water conditions. They are designed for use in ASTM F2159 PEX cold and hot water distribution systems using SDR9 PEX tubing. There are integral locating tabs to ensure tubing and fitting are installed properly which eliminates faulty crimp connections.

- Specifications
  - ASTM F877 PEX Plastic Hot & Cold Water Distribution Systems
  - ASTM F2159 Fittings Using a Crimp Ring
  - CSA B137.5 PEX Tubing Systems for Pressure Applications
- NSF/ANSI 14, 61 & 372

Temperature Range: Up to 180°F (82°C), Maximum Pressure: 100 PSI

- Must order L1 Quantity

Adapter - Crimp PEX x FPT

Swivel on FPT connection

Part No.	Size	Quantity L1	Quantity L2
710P-FA07S	3/4"	25	200
710P-FA05S	1/2"	25	400

Adapter - Crimp PEX x MPT

Part No.	Size	Quantity L1	Quantity L2
710P-MA10	1"	10	140
710P-MA0705	3/4" x 1/2"	25	300
710P-MA07	3/4"	25	250
710P-MA0507	1/2" x 3/4"	25	300
710P-MA05	1/2"	25	450

Coupling - Crimp PEX

Part No.	Size	Quantity L1	Quantity L2
710P-C1007	1" x 3/4"	10	200
710P-C1005	1" x 1/2"	10	200
710P-C10	1"	10	200
710P-C0705	3/4" x 1/2"	25	500
710P-C07	3/4"	25	300
710P-C05	1/2"	25	750

90° Elbow - Crimp PEX

Part No.	Size	Quantity L1	Quantity L2
710P-E10	1"	10	160
710P-E0705	3/4" x 1/2"	25	200
710P-E07	3/4"	25	250
710P-E05	1/2"	25	600

90° Elbow - Crimp PEX x FPT

Swivel on FPT connection

Part No.	Size	Quantity L1	Quantity L2
710P-FE05S	1/2"	25	250

90° Elbow - Crimp PEX x MPT

Part No.	Size	Quantity L1	Quantity L2
710P-ME0705	3/4" x 1/2"	25	200
710P-ME07	3/4"	25	200
710P-ME05	1/2"	25	300

Wingnut Elbow - Crimp PEX x FPT

Swivel on FPT connection

Part No.	Size	Quantity L1	Quantity L2
710P-FE05SW	1/2"	25	250

Plug - Crimp PEX

Part No.	Size	Quantity L1	Quantity L2
710P-P10	1"	25	500
710P-P07	3/4"	25	750
710P-P05	1/2"	25	1000

Tee - Crimp PEX

Part No.	Size	Quantity L1	Quantity L2
710P-T101007	1" x 1" x 3/4"	10	100
710P-T101005	1" x 1" x 1/2"	10	100
710P-T100710	1" x 3/4" x 1"	10	100
710P-T100707	1" x 3/4" x 3/4"	10	100
710P-T10	1"	10	100
710P-T070710	3/4" x 3/4" x 1"	10	100
710P-T070705	3/4" x 3/4" x 1/2"	25	250
710P-T070507	3/4" x 1/2" x 3/4"	25	250
710P-T070505	3/4" x 1/2" x 1/2"	25	300
710P-T07	3/4"	25	200
710P-T050507	1/2" x 1/2" x 3/4"	25	300
710P-T05	1/2"	25	300

Tee - Crimp PEX x MPT

Part No.	Size	Quantity L1	Quantity L2
710P-MT05	1/2"	10	180

BOSHART INDUSTRIES

POLLY-ALLOY COLD EXPANSION PEX MANIFOLDS

Cold Expansion PEX fittings are resistant to chemicals in corrosive and aggressive water conditions. They are designed for use in ASTM F1960 PEX cold and hot water distribution systems using SDR9 PEX tubing. A large internal diameter provides maximum flow through the fitting. There are integral locating tabs to ensure tubing and fitting are installed properly. The expansion connection method provides a positive and leak free seal.

Temperature Range: Up to 180°F (82°C), Maximum Pressure: 100 PSI

Closed - CE PEX

Part No.	Size	Quantity L1	Quantity L2
710CEP-MFC407	3/4" x 1/2"	20	100
710CEP-MFC307	3/4" x 1/2"	20	120

Open - CE PEX

Part No.	Size	Quantity L1	Quantity L2
710CEP-MFO607	3/4" x 1/2"	10	60
710CEP-MFO407	3/4" x 1/2"	20	80
710CEP-MFO307	3/4" x 1/2"	20	120
710CEP-MFO207	3/4" x 1/2"	20	120

PEX ACCESSORIES

These accessories are for use with PEX fittings.
• Must order L1 Quantity

Expansion Collar for use with CE PEX fittings.

Part No.	Size	Quantity L1	Quantity L2
720CEP-EC05	1/2"	100	1000
720CEP-EC07	3/4"	100	1000
720CEP-EC10	1"	50	500

Copper crimp rings for use with Crimp PEX fittings.

Part No.	Size	Quantity L1	Quantity L2
720P-CR05	1/2"	100	1000
720P-CR07	3/4"	100	500
720P-CR10	1"	50	500

Stainless Steel pinch clamps for use with Crimp PEX fittings.

Part No.	Size	Quantity L1	Quantity L2
SSPEX-PC05	1/2"	500	5000
SSPEX-PC07	3/4"	200	2000
SSPEX-PC10	1"	100	1000

SECTION 4

INSERT FITTINGS, CLAMPS & FLEXIBLE CONNECTORS

Metal & plastic insert fittings great for any application.
Clamps for securing fittings and flexible connectors

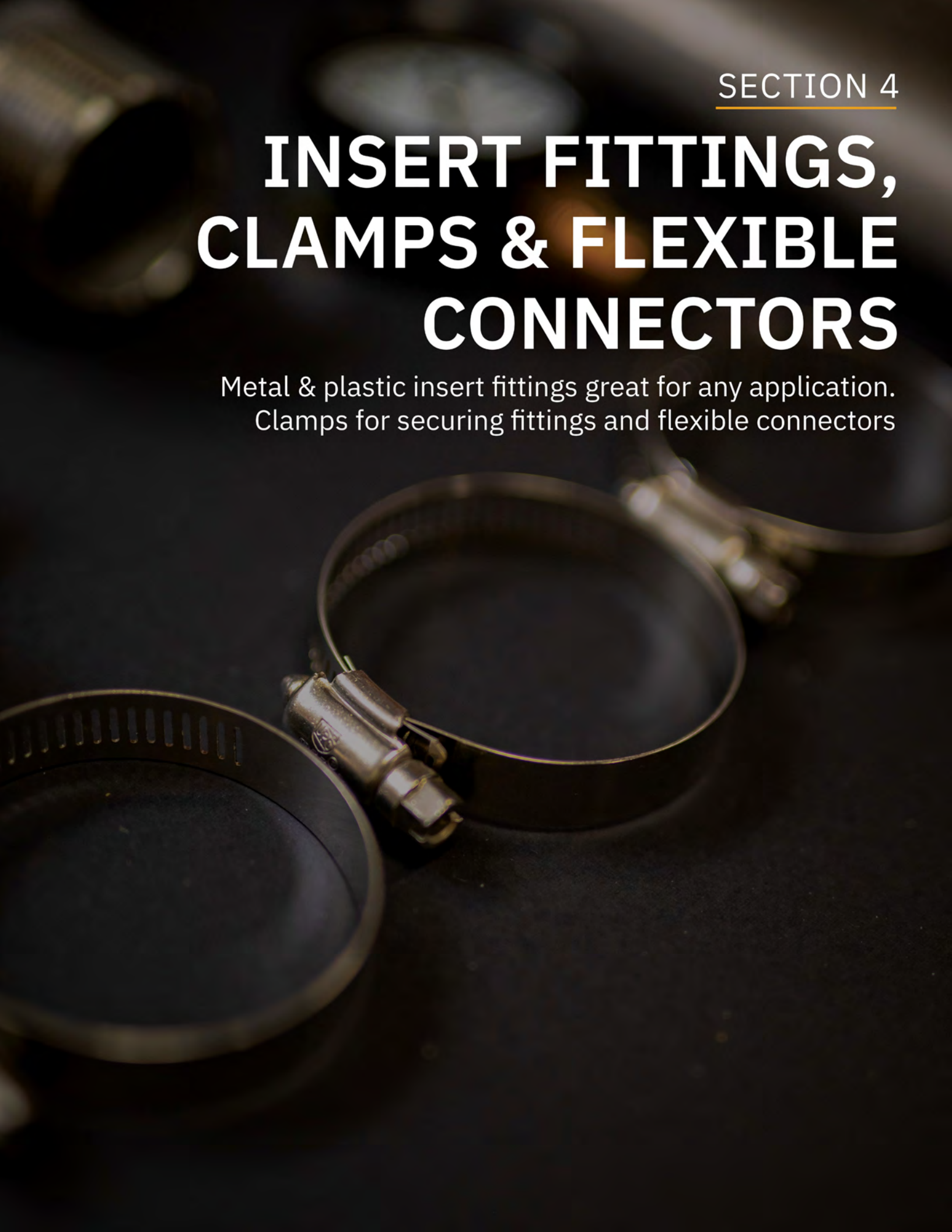

INDEX

Product Line	Page
Brass Insert Fittings	1
Bronze Insert Fittings	1
Stainless Steel Insert Fittings	3
Zinc Plated Insert Fittings	4
Bronze Hydrant Fittings	4
Stainless Steel Hydrant Fittings	5
Venturi Adapters	5
Venturi Elbows	6
Nylon Fittings	7
Polypropylene Fittings	8
PVC Fittings	9
Pool & Spa Fittings	11
PVC Expansion Couplings	11
PVC Compression Fittings	11
White PVC Schedule 40 Fittings	12
Gray PVC Schedule 40 Fittings	16
Gray PVC Schedule 80 Fittings	17
Gaskets for Schedule 80 Flanges	20
PVC Schedule 80 Nipples	21
All Stainless Steel Clamps	23
Flexible Couplings	29
Flexible End Caps, Elbows and Tees	30
Flexible Plumbing Connectors	31
No Hub "MJ" Merchant Joint Couplings	31
Shielded Transition Couplings	32

BOSHART INDUSTRIES

BRASS INSERT FITTINGS

Brass insert fittings are available in a variety of sizes and fitting types.
• NSF/ANSI 372

NO LEAD <0.25% Pb by weighted avg.

Swaged Adapter - MPT x Insert

Part No.	Size	No. of Barbs	Quantity L1	Quantity L2
MAB-050	1/2"	6	25	200
MAB-075	3/4"	6	25	150
MAB-100	1"	7	20	120
MAB-125	1-1/4"	7	20	80
MAB-150	1-1/2"	9	10	60
MAB-200	2"	9	10	40
MAB-250	2-1/2"	11		20
MAB-300	3"	11		12
MAB-400	4"	15	6	

Coupling - Insert

Part No.	Size	No. of Barbs	Quantity L1	Quantity L2
CB-050	1/2"	6	25	250
CB-075	3/4"	6	25	150
CB-100	1"	7	20	120
CB-125	1-1/4"	7	20	80
CB-150	1-1/2"	9	10	60
CB-200	2"	9	10	40
CB-250	2-1/2"	11	5	20
CB-300	3"	11		12

BRONZE INSERT FITTINGS

Bronze insert fittings are available in a variety of sizes and fitting types. The elbows have been designed with a smooth sweep channel to minimize friction loss. This ensures the highest possible flow rates and pumping efficiency. These fittings are meant for poly pipe and not hoses.
• NSF/ANSI 372

NO LEAD <0.25% Pb by weighted avg.

Adapter - FPT x Insert

Part No.	Size	No. of Barbs	Quantity L1	Quantity L2
FA-075NL	3/4"	5	10	100
FA-100-125NL	1" x 1-1/4"	6	10	100
FA-100NL	1"	5	10	100
FA-125NL	1-1/4"	7	10	100
FA-150NL	1-1/2"	6	5	50

Adapter - MPT x Insert

Part No.	Size	No. of Barbs	Quantity L1	Quantity L2
BMA-050-075NL	1/2" x 3/4"	6	10	100
BMA-050NL	1/2"	5	10	200
BMA-075-050NL	3/4" x 1/2"	6	10	100
BMA-075-100NL	3/4" x 1"	7	10	100
BMA-075NL	3/4"	6	10	200
BMA-100-075NL	1" x 3/4"	6	10	100
BMA-100-125NL	1" x 1-1/4"	7	10	80
BMA-100-150NL	1" x 1-1/2"	7	10	60
BMA-100NL	1"	7	10	100
BMA-125-100NL	1-1/4" x 1"	7	10	100
BMA-125-150NL	1-1/4" x 1-1/2"	7	10	80
BMA-125NL	1-1/4"	7	10	100
BMA-150-125NL	1-1/2" x 1-1/4"	7	6	60
BMA-150NL	1-1/2"	7	10	60
BMA-200-150NL	2" x 1-1/2"	7	6	48
BMA-200NL	2"	7	5	40

Easy Tie Adapter - MPT x Insert

Part No.	Size	No. of Barbs	Quantity L1	Quantity L2
BMA-100-ETNL	1"	7	10	80
BMA-125-ETNL	1-1/4"	7	5	60
BMAXL-125-100ETNL	1-1/4" x 1"	13	5	60

Extra Long Adapter - MPT x Insert

Part No.	Size	No. of Barbs	Quantity L1	Quantity L2
BMAXL-100NL	1"	13	10	80
BMAXL-125-100NL	1-1/4" x 1"	13	5	60
BMAXL-125NL	1-1/4"	13	5	60
BMAXL-150NL	1-1/2"	13	5	30
BMAXL-200NL	2"	13	5	30

Tapped Adapter - MPT x Insert

Part No.	Size	No. of Barbs	Quantity L1	Quantity L2
BMA-100-TNL	1"	7	10	100

BOSHART INDUSTRIES

BRONZE INSERT FITTINGS

Coupling - Insert

Part No.	Size	No. of Barbs	Quantity L1	Quantity L2
C-075NL	3/4"	4	10	200
C-100NL	1"	5	10	100
C-125NL	1-1/4"	6	10	100

90° Elbow - Insert

Part No.	Size	No. of Barbs	Quantity L1	Quantity L2
ELB-075NL	3/4"	6	10	100
ELB-100NL	1"	6	10	100
ELB-125NL	1-1/4"	6	5	50

90° Elbow - FPT x Insert

Part No.	Size	No. of Barbs	Quantity L1	Quantity L2
BFE-075NL	3/4"	6	10	100
BFE-100NL	1"	7	10	60
BFE-125NL	1-1/4"	7	5	50

90° Elbow - MPT x Insert

Part No.	Size	No. of Barbs	Quantity L1	Quantity L2
BME-075-100NL	3/4" x 1"	7	10	100
BME-075NL	3/4"	6	10	100
BME-100NL	1"	7	10	80
BME-125NL	1-1/4"	7	5	60
BME-150NL	1-1/2"	7	5	40

Tee - Insert

Part No.	Size	No. of Barbs	Quantity L1	Quantity L2
TE-075NL	3/4"	5	10	100
TE-100NL	1"	6	10	100
TE-125NL	1-1/4"	6	5	50

Tee - Insert x Insert x FPT

Part No.	Size	No. of Barbs	Quantity L1	Quantity L2
BFT-075-100NL	1" x 1" x 3/4"	7	10	80
BFT-075NL	3/4"	6	10	100
BFT-100NL	1"	7	10	60
BFT-125NL	1-1/4"	7	5	40

BRONZE O-RING UNION ADAPTERS

These connectors are for easy installation of inlet line and discharge applications. They use an american standard Buna-N O-ring to ensure a watertight seal. Replacement O-rings are available.
• NSF/ANSI 372

NO LEAD <0.25% Pb by weighted avg.

Part No.	Size	No. of Barbs	O-ring Size	Quantity L1	Quantity L2
FPT x Insert					
07-UC10-BNL	1"	7	AS 568-212	32	128
07-UC12-B10NL	1-1/4" x 1"	7	AS 568-320	18	72
07-UC12-BNL	1-1/4"	7	AS 568-320	18	72

Part No.	Size	No. of Barbs	O-ring Size	Quantity L1	Quantity L2
MPT x Insert					
U-075NL	3/4"	6	AS568-116	10	80
U-100NL	1"	7	AS568-119	5	60
U-125NL	1-1/4"	7	AS 568-218	5	40

Part No.	Size	No. of Barbs	O-ring Size	Quantity L1	Quantity L2
FPT x PEX					
07-UC10-P07NL	1" x 3/4"		AS 568-212	50	200
07-UC10-P10NL	1"		AS 568-212	40	160
07-UC12-P07NL	1-1/4" x 3/4"		AS 568-320	36	144
07-UC12-P10NL	1-1/4" x 1"		AS 568-320	24	96

FPT x Spigot or Socket
The solder connection is designed for the following copper pipe:
• 1" Type L only
• 3/4" Type K, L & M

Part No.	Size	No. of Barbs	O-ring Size	Quantity L1	Quantity L2
07-UC10-SNL	1" x 1" or 3/4"		AS 568-212	40	160
07-UC12-SNL	1-1/4" x 1" or 3/4"		AS 568-320	30	120

Contact your sales rep for any further information

Toll Free: 1-800-561-3164

boshart.com

BOSHART INDUSTRIES

STAINLESS STEEL INSERT FITTINGS

Stainless Steel insert fittings are available in a variety of sizes and fitting types. The elbows have been designed with a smooth sweep channel to minimize friction loss. This ensures the highest possible flow rates and pumping efficiency. Boshart recommends using both Gray Stainless Steel PTFE Tape & Gray Magic Pipe Thread Compound together for joining stainless steel threaded fittings

• NSF/ANSI 372

NO LEAD <0.25% Pb by weighted avg.

Adapter - MPT x Insert

Part No.	Size	No. of Barbs	Quantity L1	Quantity L2
SSMA-050	1/2"	6	25	200
SSMA-075	3/4"	6	25	200
SSMA-075-100	3/4" x 1"	6	20	120
SSMA-100	1"	7	20	120
SSMA-125	1-1/4"	7	20	80
SSMA-125-100	1-1/4" x 1"	7	20	80
SSMA-150	1-1/2"	6	10	80
SSMA-200	2"	7	5	40

Extra Long Adapter - MPT x Insert

Part No.	Size	No. of Barbs	Quantity L1	Quantity L2
SSMAXL-100	1"	13	20	80
SSMAXL-125	1-1/4"	13	10	60
SSMAXL-125-100	1-1/4" x 1"	13	10	60

Swaged Adapter - FPT x Insert

Part No.	Size	No. of Barbs	Quantity L1	Quantity L2
FASS-075	3/4"	6	25	150
FASS-100	1"	7	20	120
FASS-125	1-1/4"	7	20	80
FASS-150	1-1/2"	9	10	60
FASS-200	2"	9	10	40

Swaged Adapter - MPT x Insert

Part No.	Size	No. of Barbs	Quantity L1	Quantity L2
MASS-050	1/2"	6	25	200
MASS-050-075	1/2" x 3/4"	6	10	180
MASS-075	3/4"	6	25	150
MASS-100	1"	7	20	120
MASS-125	1-1/4"	7	20	80
MASS-125-100	1-1/4" x 1"	7	20	80
MASS-150	1-1/2"	9	10	60
MASS-200	2"	9	10	60

Coupling - Insert

Part No.	Size	No. of Barbs	Quantity L1	Quantity L2
CSS-050	1/2"	6	25	200
CSS-075	3/4"	6	25	150
CSS-075-050	3/4" x 1/2"	6	25	150
CSS-100	1"	7	20	120
CSS-100-075	1" x 3/4"	7 x 6	20	120
CSS-125	1-1/4"	7	20	80
CSS-125-100	1-1/4" x 1"	7	20	80
CSS-150	1-1/2"	9	10	60
CSS-150-125	1-1/2" x 1-1/4"	9 x 7	10	60
CSS-200	2"	9	10	40
CSS-200-150	2" x 1-1/2"	9	10	40

90° Elbow - Insert

Part No.	Size	No. of Barbs	Quantity L1	Quantity L2
SSEL-075	3/4"	6	20	160
SSEL-100	1"	7	12	96
SSEL-100-075	1" x 3/4"	7 x 6	12	96
SSEL-125	1-1/4"	7	8	64
SSEL-150	1-1/2"	9	8	32

Tee - Insert

Part No.	Size	No. of Barbs	Quantity L1	Quantity L2
SSTE-075	3/4"	6	12	96
SSTE-100	1"	7	12	96
SSTE-100-075	1" x 1" x 3/4"	7 x 6	12	96
SSTE-125	1-1/4"	7	7	56
SSTE-150	1-1/2"	9	4	16

BOSHART INDUSTRIES

ZINC PLATED INSERT FITTINGS

Zinc Plated insert fittings are available in a variety of sizes and fitting types.
• NSF/ANSI 372

Adapter - MPT x Insert

Part No.	Size	No. of Barbs	Quantity L1	Quantity L2
ZPMA-050	1/2"	6	25	200
ZPMA-075	3/4"	6	25	150
ZPMA-100	1"	7	20	120
ZPMA-100-125	1" x 1-1/4"	7	10	80
ZPMA-125	1-1/4"	7	20	80
ZPMA-125-100	1-1/4" x 1"	7	20	80
ZPMA-150	1-1/2"	9	10	60
ZPMA-200	2"	9	10	40
ZPMA-250	2-1/2"	11	4	24
ZPMA-300	3"	11	4	16
ZPMA-400	4"	15	2	12

Extra Long Adapter - MPT x Insert

Part No.	Size	No. of Barbs	Quantity L1	Quantity L2
ZPMAXL-100	1"	13	20	80
ZPMAXL-125	1-1/4"	14	10	60

Coupling - Insert

Part No.	Size	No. of Barbs	Quantity L1	Quantity L2
ZPC-050	1/2"	6	25	200
ZPC-075	3/4"	6	25	150
ZPC-100	1"	7	20	120
ZPC-125	1-1/4"	7	20	80
ZPC-150	1-1/2"	9	10	60
ZPC-200	2"	9	10	40
ZPC-250	2-1/2"	11	5	20
ZPC-300	3"	11	4	12
ZPC-400	4"	15	2	8

BRONZE HYDRANT FITTINGS

Bronze hydrant fittings are used to connect the water line to a hydrant under ground.
• Tapped and extra long Tapped are 1/4"
• NSF/ANSI 372

NO LEAD <0.25% Pb by weighted avg.

90° Elbow - MPT x Insert

Part No.	Size	No. of Barbs	Quantity L1	Quantity L2
HL-075-100NL	3/4" x 1"	6	10	100
HL-075-125NL	3/4" x 1-1/4"	6	10	50
HL-075NL	3/4"	5	10	100
HL-100-125NL	1" x 1-1/4"	6	5	50
HL-100NL	1"	5	10	100
HLU-NL	3/4" x 1-1/4" & 1"	6	5	50
HLW-NL	1" x 1-1/4" & 1"	6	5	50

Extra Long 90° Elbow - MPT x Insert

Part No.	Size	No. of Barbs	Quantity L1	Quantity L2
HLXL-075-100NL	3/4" x 1"	8	10	100
HLXL-100NL	1"	8	10	100

Extra Long Tapped 90° Elbow - MPT x Insert

Part No.	Size	No. of Barbs	Quantity L1	Quantity L2
HLXL-100-TNL	1"	8	10	100

Tapped 90° Elbow - MPT x Insert

Part No.	Size	No. of Barbs	Quantity L1	Quantity L2
HL-075-100-TNL	3/4" x 1"	6	10	100
HL-100-TNL	1"	5	10	80

Tee - Insert x Insert x MPT

Part No.	Size	No. of Barbs	Quantity L1	Quantity L2
HT-075-100NL	1" x 1" x 3/4"	6	10	100
HT-075-125NL	1-1/4" x 1-1/4" x 3/4"	7	5	50
HT-075NL	3/4"	4	10	100
HT-100-125NL	1-1/4" x 1-1/4" x 1"	7	5	50
HT-100NL	1"	4	10	100

BOSHART INDUSTRIES

STAINLESS STEEL HYDRANT FITTINGS

Bronze hydrant fittings are used to connect the water line to a hydrant under ground.
• NSF/ANSI 372

NO LEAD <0.25% Pb by weighted avg.

90° Elbow - MPT x Insert

Part No.	Size	No. of Barbs	Quantity L1	Quantity L2
SSHL-075	3/4"	6	16	192
SSHL-075-100	3/4" x 1"	7	16	128
SSHL-100	1"	7	10	80
SSHL-100-125	1" x 1-1/4"	7	8	64
SSHL-125	1-1/4"	7	12	72

Tee - Insert x Insert x MPT

Part No.	Size	No. of Barbs	Quantity L1	Quantity L2
SSHT-075	3/4"	6	10	120
SSHT-075-100	1" x 1" x 3/4"	6	8	96
SSHT-100	1"	7	8	64

BRASS VENTURI ADAPTERS

• NSF/ANSI 372
• Made from red brass (C23000)

NO LEAD <0.25% Pb by weighted avg.

Adapter - MPT x Poly Insert Barb

Part No.	Size	Length	Quantity L1	Quantity L2
BVA-100-06	1"	6"	5	50
BVA-100-10	1"	10"	10	40
BVA-125-06	1-1/4"	6"	5	30
BVA-125-10	1-1/4"	10"	5	30

BRASS VENTURI ELBOWS

• NSF/ANSI 372
• Made from red brass (C23000)

90° Elbow - Poly Insert Barb x Poly Insert Barb

Part No.	Size	Quantity L1	Quantity L2
WSEB-100	1"		30
WSEB-125	1-1/4"		15

BOSHART INDUSTRIES

ZINC PLATED VENTURI ADAPTERS

• NSF/ANSI 372

NO LEAD <0.25% Pb by weighted avg.

Part No.	Size	Length	Quantity L1	Quantity L2
Adapter - MPT x Poly Insert Barb				
GVA-100-06NL	1"	6"	60	
GVA-100-10NL	1"	10"	40	
GVA-125-06NL	1-1/4"	6"	40	
GVA-125-10NL	1-1/4"	10"	30	

ZINC PLATED VENTURI ELBOWS

• NSF/ANSI 372

Part No.	Size	Quantity L1	Quantity L2
90° Elbow - Poly Insert Barb x Poly Insert Barb			
WSEG-100NL	1"	25	
WSEG-125NL	1-1/4"	20	

METAL INSERT FITTINGS

STAINLESS STEEL VENTURI ADAPTERS

• NSF/ANSI 372
• ANSI / ASME B1.20.1

Part No.	Size	Length	Quantity L1	Quantity L2
Adapter - MPT x Poly				
SSVA-100-06	1"	6"		60
SSVA-100-10	1"	10"	10	40
SSVA-125-06	1-1/4"	6"		40
SSVA-125-10	1-1/4"	10"	5	30

STAINLESS STEEL VENTURI ELBOWS

• NSF/ANSI 372

Part No.	Size	Quantity L1	Quantity L2
90° Elbow - Poly			
WSESS-100	1"		25
WSESS-125	1-1/4"		20

BOSHART INDUSTRIES

NYLON FITTINGS

Nylon fittings are tough and great for water well, underground, barns, livestock and watering systems. These are not ideal for applications exposed to sunlight as ultraviolet rays will cause fittings to become brittle.

- NSF/ANSI 14
- NSF/ANSI 61

PROUDLY MANUFACTURED BY BOSHART INDUSTRIES

NO LEAD <0.25% Pb by weighted avg.

Adapter - MPT x Insert

Part No.	Size	Industry Number	Quantity L1	Quantity L2
NA-05	1/2"	3400	10	400
NA-07	3/4"	3401	10	250
NA-10	1"	3402	10	160
NA-12	1-1/4"	3403	10	80
NA-15	1-1/2"	3404	5	60
NA-20	2"	3405	5	40

Coupling - Insert

Part No.	Size	Industry Number	Quantity L1	Quantity L2
NC-05	1/2"	3420	10	400
NC-07	3/4"	3421	10	250
NC-10	1"	3422	10	160
NC-12	1-1/4"	3423	10	80
NC-15	1-1/2"	3424	5	60
NC-20	2"	3425	5	40

90° Elbow - Insert

Part No.	Size	Industry Number	Quantity L1	Quantity L2
NE-05	1/2"	3430	10	300
NE-07	3/4"	3431	10	180
NE-10	1"	3432	10	100
NE-12	1-1/4"	3433	5	60
NE-15	1-1/2"	3434	5	40
NE-20	2"	3435	5	25

90° Elbow - MPT x Insert

Part No.	Size	Industry Number	Quantity L1	Quantity L2
NME-05	1/2"	3455	10	300
NME-07	3/4"	3456	10	200
NME-10	1"	3457	10	100
NME-12	1-1/4"	3458	5	60
NME-15	1-1/2"	3459	5	50

Tee - Insert

Part No.	Size	Industry Number	Quantity L1	Quantity L2
NT-05	1/2"	3440	10	180
NT-07	3/4"	3441	10	100
NT-10	1"	3442	10	60
NT-12	1-1/4"	3443	5	40
NT-15	1-1/2"	3444	5	30
NT-20	2"	3445	5	15

BOSHART INDUSTRIES

POLYPROPYLENE FITTINGS

Poly fittings are economical and have good chemical resistance.
- NSF/ANSI 14
- NSF/ANSI 61

PROUDLY MANUFACTURED BY BOSHART INDUSTRIES

Pb NO LEAD <0.25% Pb by weighted avg.

Adapter - MPT x Insert

Part No.	Size	Industry Number	Quantity L1	Quantity L2
PPA-05	1/2"	2730	10	400
PPA-07	3/4"	2731	10	250
PPA-10	1"	2732	10	160
PPA-12	1-1/4"	2733	10	80
PPA-15	1-1/2"	2734	5	60
PPA-20	2"	2735	5	40
PPIA-0507	1/2" x 3/4"		10	300
PPIA-0710	3/4" x 1"		10	200
PPRA-0705	3/4" x 1/2"	2740	10	300
PPRA-1007	1" x 3/4"	2742	10	200
PPRA-1210	1-1/4" x 1"	2745	10	120
PPRA-1512	1-1/2" x 1-1/4"	2749	5	80

Coupling - Insert

Part No.	Size	Industry Number	Quantity L1	Quantity L2
PPC-05	1/2"	2825	10	400
PPC-07	3/4"	2826	10	250
PPC-10	1"	2827	10	160
PPC-12	1-1/4"	2828	10	80
PPC-15	1-1/2"	2829	5	60
PPC-20	2"	2830	5	40
PPRC-0705	3/4" x 1/2"	2845	10	300
PPRC-1005	1" x 1/2"	2846	10	220
PPRC-1007	1" x 3/4"	2847	10	220
PPRC-1210	1-1/4" x 1"	2850	10	100
PPRC-1512	1-1/2" x 1-1/4"	2854	5	80

90° Elbow - Insert

Part No.	Size	Industry Number	Quantity L1	Quantity L2
PPE-05	1/2"	2901	10	300
PPE-07	3/4"	2902	10	180
PPE-10	1"	2903	10	100
PPE-12	1-1/4"	2904	5	60
PPE-15	1-1/2"	2905	5	40
PPE-20	2"	2906	5	25

90° Elbow - MPT x Insert

Part No.	Size	Industry Number	Quantity L1	Quantity L2
PPME-05	1/2"	2955	10	300
PPME-07	3/4"	2956	10	200
PPME-10	1"	2957	10	100
PPME-15	1-1/2"	2959	5	50
PPME-20	2"	2960	5	30

Cutoff Nipple - MPT

Part No.	Size	Industry Number	Quantity L1	Quantity L2
PPCN-0560	1/2" x 6"	2890	10	150
PPCN-0760	3/4" x 6"	2891	10	120

Plug - Insert

Part No.	Size	Industry Number	Quantity L1	Quantity L2
PPP-05	1/2"	3225	10	800
PPP-07	3/4"	3226	10	500
PPP-10	1"	3227	10	350

Tee - Insert

Part No.	Size	Industry Number	Quantity L1	Quantity L2
PPT-05	1/2"	3000	10	180
PPT-07	3/4"	3001	10	100
PPT-10	1"	3002	10	60
PPT-12	1-1/4"	3003	5	40
PPT-15	1-1/2"	3004	5	30
PPT-20	2"	3005	5	15

BOSHART INDUSTRIES

PVC FITTINGS

PVC fittings come in a wide range of sizes and fitting types. They are suitable for a wide range of applications including ultraviolet exposure.
• NSF/ANSI 14
• NSF/ANSI 61

PROUDLY MANUFACTURED BY BOSHART INDUSTRIES

NO LEAD <0.25% Pb by weighted avg.

Adapter - FPT x Insert

Part No.	Size	Industry Number	Quantity L1	Quantity L2
PVCFA-05	1/2"	1435-005	10	350
PVCFA-07	3/4"	1435-007	10	250
PVCFA-10	1"	1435-010	10	150
PVCFA-12	1-1/4"	1435-012	10	80
PVCFA-15	1-1/2"	1435-015	5	60
PVCFA-20	2"	1435-020	5	40

Adapter - MPT x Insert

Part No.	Size	Industry Number	Quantity L1	Quantity L2
PVCA-05	1/2"	1436-005	10	400
PVCA-07	3/4"	1436-007	10	250
PVCA-10	1"	1436-010	10	160
PVCA-12	1-1/4"	1436-012	10	80
PVCA-15	1-1/2"	1436-015	5	60
PVCA-20	2"	1436-020	5	40
PVCA-25	2-1/2"	1436-025	10	
PVCA-30	3"	1436-030	15	
PVCA-40	4"	1436-040	1	10
PVCIA-0507	1/2" x 3/4"	1436-074	10	300
PVCIA-0510	1/2" x 1"	1436-075	10	
PVCIA-0710	3/4" x 1"	1436-102	10	200
PVCIA-1012	1" x 1-1/4"	1436-132	10	100
PVCIA-1015	1" x 1-1/2"	1436-133	5	100
PVCIA-1215	1-1/4" x 1-1/2"	1436-169	5	80
PVCIA-1520	1-1/2" x 2"	1436-213	5	50
PVCRA-0705	3/4" x 1/2"	1436-101	10	300
PVCRA-1007	1" x 3/4"	1436-131	10	200
PVCRA-1207	1-1/4" x 3/4"	1436-167	10	120
PVCRA-1210	1-1/4" x 1"	1436-168	10	120
PVCRA-1510	1-1/2" x 1"	1436-211	5	100
PVCRA-1512	1-1/2" x 1-1/4"	1436-212	5	80
PVCRA-2015	2" x 1-1/2"	1436-251	5	50

Coupling - Insert

Part No.	Size	Industry Number	Quantity L1	Quantity L2
PVCC-05	1/2"	1429-005	10	400
PVCC-07	3/4"	1429-007	10	250
PVCC-10	1"	1429-010	10	160
PVCC-12	1-1/4"	1429-012	10	80
PVCC-15	1-1/2"	1429-015	5	60
PVCC-20	2"	1429-020	5	40
PVCC-30	3"	1429-030	20	
PVCC-40	4"	1429-040	1	8
PVCRC-0705	3/4" x 1/2"	1429-101	10	300
PVCRC-1005	1" x 1/2"	1429-130	10	220
PVCRC-1007	1" x 3/4"	1429-131	10	220
PVCRC-1207	1-1/4" x 3/4"	1429-167	10	140
PVCRC-1210	1-1/4" x 1"	1429-168	10	100
PVCRC-1507	1-1/2" x 3/4"	1429-210	5	100
PVCRC-1510	1-1/2" x 1"	1429-211	5	100
PVCRC-1512	1-1/2" x 1-1/4"	1429-212	5	80
PVCRC-2010	2" x 1"	1429-249	5	60
PVCRC-2012	2" x 1-1/4"	1429-250	5	50
PVCRC-2015	2" x 1-1/2"	1429-251	5	50

Cross - Insert

Part No.	Size	Industry Number	Quantity L1	Quantity L2
PVCCR-07	3/4"	1420-007	10	100
PVCCR-10	1"	1420-010	10	50

90° Elbow - Insert

Part No.	Size	Industry Number	Quantity L1	Quantity L2
PVCE-05	1/2"	1406-005	10	300
PVCE-07	3/4"	1406-007	10	180
PVCE-10	1"	1406-010	10	100
PVCE-12	1-1/4"	1406-012	5	60
PVCE-15	1-1/2"	1406-015	5	40
PVCE-20	2"	1406-020	5	25
PVCE-30	3"		10	
PVCRE-0705	3/4" x 1/2"	1406-101	10	250
PVCRE-1007	1" x 3/4"	1406-131	10	150
PVCRE-1210	1-1/4" x 1"	1406-168	5	100
PVCRE-1512	1-1/2" x 1-1/4"	1406-212	5	50
PVCRE-2015	2" x 1-1/2"	1406-251	5	30

90° Elbow - Insert x FPT

Part No.	Size	Industry Number	Quantity L1	Quantity L2
PVCFE-05	1/2"	1407-005	10	300
PVCFE-07	3/4"	1407-007	10	160
PVCFE-10	1"	1407-010	10	120
PVCFE-12	1-1/4"	1407-012	5	60
PVCFE-15	1-1/2"	1407-015	5	40
PVCFE-20	2"	1407-020	5	30
PVCFRE-0705	3/4" x 1/2"	1407-101	10	200
PVCFRE-1005	1" x 1/2"	1407-130	10	160
PVCFRE-1007	1" x 3/4"	1407-131	10	160
PVCFRE-1205	1-1/4" x 1/2"	1407-166	5	120
PVCFRE-1207	1-1/4" x 3/4"	1407-167	5	100
PVCFRE-1210	1-1/4" x 1"	1407-168	5	80
PVCFRE-1510	1-1/2" x 1"	1407-211	5	60
PVCFRE-1512	1-1/2" x 1-1/4"	1407-212	5	50
PVCFRE-2015	2" x 1-1/2"	1407-251	5	30

90° Elbow - MPT x Insert

Part No.	Size	Industry Number	Quantity L1	Quantity L2
PVCME-05	1/2"	1413-005	10	300
PVCME-07	3/4"	1413-007	10	200
PVCME-10	1"	1413-010	10	100
PVCME-12	1-1/4"	1413-012	5	60
PVCME-15	1-1/2"	1413-015	5	50
PVCME-20	2"	1413-020	5	30
PVCMRE-0705	3/4" x 1/2"		10	200

BOSHART INDUSTRIES

PVC FITTINGS

Plug - Insert

Part No.	Size	Industry Number	Quantity L1	Quantity L2
PVCP-05	1/2"	1499-005	10	800
PVCP-07	3/4"	1499-007	10	500
PVCP-10	1"	1499-010	10	350
PVCP-12	1-1/4"	1499-012	10	200
PVCP-15	1-1/2"	1499-015	5	140
PVCP-20	2"	1499-020	5	80

Tee - Insert

Part No.	Size	Industry Number	Quantity L1	Quantity L2
PVCT-05	1/2"	1401-005	10	180
PVCT-07	3/4"	1401-007	10	100
PVCT-10	1"	1401-010	10	60
PVCT-12	1-1/4"	1401-012	5	40
PVCT-15	1-1/2"	1401-015	5	30
PVCT-20	2"	1401-020	5	15
PVCT-30	3"			6
PVCRT-050507	1/2" x 1/2" x 3/4"	1401-074	10	200
PVCRT-070505	3/4" x 1/2" x 1/2"	1401-094	10	150
PVCRT-070705	3/4" x 3/4" x 1/2"	1401-101	10	150
PVCRT-070710	3/4" x 3/4" x 1"	1401-102	10	120
PVCRT-100705	1" x 3/4" x 1/2"	1401-124	10	120
PVCRT-100707	1" x 3/4" x 3/4"	1401-125	10	120
PVCRT-101005	1" x 1" x 1/2"	1401-130	10	80
PVCRT-101007	1" x 1" x 3/4"	1401-131	10	80
PVCRT-101012	1" x 1" x 1-1/4"	1401-132	10	
PVCRT-121007	1-1/4" x 1" x 3/4"	1401-157	10	
PVCRT-121010	1-1/4" x 1" x 1"	1401-158	5	60
PVCRT-121205	1-1/4" x 1-1/4" x 1/2"	1401-166	5	60
PVCRT-121207	1-1/4" x 1-1/4" x 3/4"	1401-167	5	50
PVCRT-121210	1-1/4" x 1-1/4" x 1"	1401-168	5	50
PVCRT-151505	1-1/2" x 1-1/2" x 1/2"	1401-209	5	40
PVCRT-151507	1-1/2" x 1-1/2" x 3/4"	1401-210	5	40
PVCRT-151510	1-1/2" x 1-1/2" x 1"	1401-211	5	40
PVCRT-151512	1-1/2" x 1-1/2" x 1-1/4"	1401-212	5	40
PVCRT-202005	2" x 2" x 1/2"	1401-247	5	30
PVCRT-202007	2" x 2" x 3/4"	1401-248	5	30
PVCRT-202010	2" x 2" x 1"	1401-249	5	30
PVCRT-202012	2" x 2" x 1-1/4"	1401-250	5	25
PVCRT-202015	2" x 2" x 1-1/2"	1401-251	5	25

Tee - Insert x Insert x FPT

Part No.	Size	Industry Number	Quantity L1	Quantity L2
PVCFT-05	1/2"	1402-005	10	180
PVCFT-07	3/4"	1402-007	10	100
PVCFT-10	1"	1402-010	80	80
PVCFT-12	1-1/4"	1402-012	5	40
PVCFT-15	1-1/2"	1402-015	5	30
PVCFT-20	2"	1402-020	5	15
PVCFRT-070705	3/4" x 3/4" x 1/2"	1402-101	10	140
PVCFRT-100705	1" x 3/4" x 1/2"	1402-124	10	120
PVCFRT-100707	1" x 3/4" x 3/4"	1402-125	10	120
PVCFRT-101005	1" x 1" x 1/2"	1402-130	10	100
PVCFRT-101007	1" x 1" x 3/4"	1402-131	10	100
PVCFRT-121205	1-1/4" x 1-1/4" x 1/2"	1402-166	5	60
PVCFRT-121207	1-1/4" x 1-1/4" x 3/4"	1402-167	5	60
PVCFRT-121210	1-1/4" x 1-1/4" x 1"	1402-168	5	60
PVCFRT-151210	1-1/2" x 1-1/4" x 1"	1402-202	5	50
PVCFRT-151505	1-1/2" x 1-1/2" x 1/2"	1402-209	5	50
PVCFRT-151507	1-1/2" x 1-1/2" x 3/4"	1402-210	5	50
PVCFRT-151510	1-1/2" x 1-1/2" x 1"	1402-211	5	40
PVCFRT-151512	1-1/2" x 1-1/2" x 1-1/4"	1402-212	5	30
PVCFRT-202005	2" x 2" x 1/2"	1402-247	5	30
PVCFRT-202007	2" x 2" x 3/4"	1402-248	5	30
PVCFRT-202010	2" x 2" x 1"	1402-249	5	30
PVCFRT-202015	2" x 2" x 1-1/2"	1402-251	5	20

Tee - Insert x Insert x MPT

Part No.	Size	Industry Number	Quantity L1	Quantity L2
PVCMT-05	1/2"	1403-005	10	200
PVCMT-07	3/4"	1403-007	10	120
PVCMT-10	1"	1403-010	10	80
PVCMT-12	1-1/4"	1403-012	5	50
PVCMT-15	1-1/2"	1403-015	5	30
PVCMT-20	2"	1403-020	5	20

BOSHART INDUSTRIES

POOL & SPA FITTINGS

Adapters & Elbows for pool and spa applications.

Adapter - MPT x Spigot

Part No.	Size	Quantity L1	Quantity L2
BPVCSPA-15	1-1/2"	5	60
BPVCSPA-1512	1-1/2" x 1-1/4"	5	80
BPVCSPA-151512	1-1/2" x 1-1/2" or 1-1/4"	5	75
PVCSPA-1212	1-1/4"	5	100

90° Elbow - MPT x Spigot

Part No.	Size	Quantity L1	Quantity L2
BPVCSPE-15	1-1/2"	5	50
BPVCSPE-1512	1-1/2" x 1-1/4"	5	50

PVC EXPANSION COUPLINGS

PVC Expansion Couplings feature solvent weld connections and are recommended for cold water applications only.
• NSF/ANSI 372

Part No.	Size	Quantity L1	Quantity L2
PVC **Maximum Pressure: 150 PSI @ 73°F (23°C)**			
29-EC05	1/2"	24	
29-EC07	3/4"	24	
29-EC10	1"	16	
29-EC12	1-1/4"	16	
29-EC15	1-1/2"	12	
29-EC20	2"	12	
29-EC25	2-1/2"	3	
29-EC30	3"	3	
29-EC40	4"	3	

PVC COMPRESSION FITTINGS

Boshart's compression fittings are easy to use and create a water tight seal. They are designed for quick connections, system modifications or repairs.
• NSF/ANSI 372

Part No.	Size	Quantity L1	Quantity L2
PVC, Gasket Material: Nitrile Rubber **Maximum Pressure: 150 PSI @ 73°F (23°C), IPS Connection**			
29-CC05	1/2"	100	
29-CC07	3/4"	90	
29-CC10	1"	60	
29-CC12	1-1/4"	40	
29-CC15	1-1/2"	30	
29-CC20	2"	20	
29-CC25	2-1/2"	10	
29-CC30	3"	4	
29-CC40	4"	2	
29-CC60	6"	2	

NO LEAD <0.25% Pb by weighted avg.

Part No.	Size	Quantity L1	Quantity L2
CPVC, Gasket Material: Nitrile Rubber **Maximum Pressure: 150 PSI @ 73°F (23°C), CTS Connection**			
29CTS-CC05	1/2"	20	360
29CTS-CC07	3/4"	20	240

NO LEAD <0.25% Pb by weighted avg.

Contact your sales rep for any further information

Toll Free: 1-800-561-3164

boshart.com

BOSHART INDUSTRIES

WHITE PVC SCHEDULE 40 FITTINGS

PVC fittings come in a wide range of sizes and fitting types.
• NSF/ANSI 14 & 372

NO LEAD <0.25% Pb by weighted avg.

Adapter - Slip x FPT

Part No.	Size	Quantity L1	Quantity L2
435-005	1/2"	10	250
435-007	3/4"	10	250
435-010	1"	10	100
435-012	1-1/4"	5	50
435-015	1-1/2"	5	50
435-020	2"	5	25
435-025	2-1/2"	15	
435-030	3"	10	
435-040	4"	5	
435-050	5"	5	
435-074	1/2" x 3/4"	10	250
435-101	3/4" x 1/2"	10	250
435-102	3/4" x 1"	10	100
435-131	1" x 3/4"	10	100

Adapter - Insert x Slip

Part No.	Size	Quantity L1	Quantity L2
474-005	1/2"	50	
474-007	3/4"	50	
474-010	1"	50	
474-012	1-1/4"	25	
474-015	1-1/2"	10	50
474-020	2"	5	25

Adapter - Spigot x FPT

Part No.	Size	Quantity L1	Quantity L2
478-005	1/2"	10	250
478-007	3/4"	10	250
478-010	1"	10	100
478-012	1-1/4"	5	50
478-015	1-1/2"	5	50
478-020	2"	25	

Adapter - MPT x Slip

Part No.	Size	Quantity L1	Quantity L2
436-005	1/2"	10	250
436-007	3/4"	10	250
436-010	1"	10	100
436-012	1-1/4"	5	50
436-015	1-1/2"	5	50
436-020	2"	5	25
436-025	2-1/2"	25	
436-030	3"	16	
436-040	4"	12	
436-050	5"		
436-060	6"	3	
436-074	1/2" x 3/4"	10	250
436-101	3/4" x 1/2"	10	250
436-102	3/4" x 1"	10	100
436-131	1" x 3/4"	10	200
436-132	1" x 1-1/4"	5	50
436-168	1-1/4" x 1"	5	100
436-169	1-1/4" x 1-1/2"	5	125
436-212	1-1/2" x 1-1/4"	5	50
436-213	1-1/2" x 2"	5	50
436-251	2" x 1-1/2"	5	50

Adapter - MPT x Spigot

Part No.	Size	Quantity L1	Quantity L2
433-005	1/2"	10	250
433-010	1"	10	100
433-012	1-1/4"	5	50
433-020	2"	5	25

Bushing - MPT x FPT

Part No.	Size	Quantity L1	Quantity L2
439-052	3/8" x 1/4"	10	250
439-072	1/2" x 1/4"	10	500
439-073	1/2" x 3/8"	10	500
439-098	3/4" x 1/4"	10	500
439-099	3/4" x 3/8"	10	250
439-101	3/4" x 1/2"	10	500
439-128	1" x 1/4"	5	250
439-130	1" x 1/2"	10	250
439-131	1" x 3/4"	10	250
439-166	1-1/4" x 1/2"	5	150
439-167	1-1/4" x 3/4"	5	150
439-168	1-1/4" x 1"	5	150
439-209	1-1/2" x 1/2"	10	100
439-210	1-1/2" x 3/4"	10	100
439-211	1-1/2" x 1"	10	100
439-212	1-1/2" x 1-1/4"	10	100
439-249	2" x 1"	10	120
439-250	2" x 1-1/4"	10	
439-251	2" x 1-1/2"	5	50
439-338	3" x 2"	10	

BOSHART INDUSTRIES

WHITE PVC SCHEDULE 40 FITTINGS

Bushing - Spigot x FPT

Part No.	Size	Quantity L1	Quantity L2
438-071	1/2" x 1/8"	10	250
438-072	1/2" x 1/4"	10	250
438-073	1/2" x 3/8"	10	250
438-098	3/4" x 1/4"	10	250
438-101	3/4" x 1/2"	10	500
438-128	1" x 1/4"	10	250
438-130	1" x 1/2"	10	250
438-131	1" x 3/4"	10	250
438-166	1-1/4" x 1/2"	10	150
438-167	1-1/4" x 3/4"	10	150
438-168	1-1/4" x 1"	10	150
438-209	1-1/2" x 1/2"	5	100
438-210	1-1/2" x 3/4"	5	100
438-211	1-1/2" x 1"	5	100
438-212	1-1/2" x 1-1/4"	5	100
438-247	2" x 1/2"	5	50
438-248	2" x 3/4"	5	50
438-249	2" x 1"	5	50
438-250	2" x 1-1/4"	5	50
438-251	2" x 1-1/2"	5	50
438-290	2-1/2" x 1-1/4"	5	25
438-291	2-1/2" x 1-1/2"	5	25
438-292	2-1/2" x 2"	5	25
438-335	3" x 1"	5	25
438-336	3" x 1-1/4"	5	25
438-337	3" x 1-1/2"	5	25
438-338	3" x 2"	5	25
438-339	3" x 2-1/2"	5	25
438-420	4" x 2"	10	
438-421	4" x 2-1/2"	10	
438-422	4" x 3"	10	

Bushing - Spigot x Slip

Part No.	Size	Quantity L1	Quantity L2
437-073	1/2" x 3/8"	10	500
437-101	3/4" x 1/2"	10	250
437-130	1" x 1/2"	10	250
437-131	1" x 3/4"	10	250
437-166	1-1/4" x 1/2"	5	150
437-167	1-1/4" x 3/4"	5	150
437-168	1-1/4" x 1"	5	150
437-209	1-1/2" x 1/2"	5	100
437-210	1-1/2" x 3/4"	5	100
437-211	1-1/2" x 1"	10	100
437-212	1-1/2" x 1-1/4"	10	100
437-247	2" x 1/2"	5	50
437-248	2" x 3/4"	5	50
437-249	2" x 1"	5	50
437-250	2" x 1-1/4"	5	50
437-251	2" x 1-1/2"	5	50
437-290	2-1/2" x 1-1/4"	5	25
437-291	2-1/2" x 1-1/2"	5	25
437-292	2-1/2" x 2"	5	25
437-335	3" x 1"	5	25
437-336	3" x 1-1/4"	5	25
437-337	3" x 1-1/2"	5	25
437-338	3" x 2"	5	25
437-339	3" x 2-1/2"	5	25
437-420	4" x 2"	10	
437-421	4" x 2-1/2"	10	
437-422	4" x 3"	10	
437-488	5" x 3"	5	
437-490	5" x 4"	5	
437-528	6" x 2"	4	
437-530	6" x 3"	4	
437-532	6" x 4"	4	
437-534	6" x 5"	4	
437-582	8" x 4"	2	
437-585	8" x 6"	2	

Cap - Slip

Part No.	Size	Quantity L1	Quantity L2
447-005	1/2"	10	250
447-007	3/4"	10	250
447-010	1"	10	250
447-012	1-1/4"	5	125
447-015	1-1/2"	5	50
447-020	2"	5	50
447-025	2-1/2"	25	
447-030	3"	15	
447-040	4"	9	
447-050	5"	5	
447-060	6"	3	
447-080	8"	2	

Cap - FPT

Part No.	Size	Quantity L1	Quantity L2
448-005	1/2"	10	250
448-007	3/4"	10	250
448-010	1"	10	250
448-012	1-1/4"	5	125
448-015	1-1/2"	5	50
448-020	2"	5	50
448-030	3"	15	
448-040	4"	9	

Coupling - Slip

Part No.	Size	Quantity L1	Quantity L2
429-005	1/2"	10	250
429-007	3/4"	10	250
429-010	1"	10	100
429-012	1-1/4"	10	50
429-015	1-1/2"	10	50
429-020	2"	5	25
429-025	2-1/2"	25	
429-030	3"	10	
429-040	4"	6	
429-050	5"	5	
429-060	6"	4	
429-080	8"	5	
429-101	3/4" x 1/2"	25	100
429-131	1" x 3/4"	5	40
429-168	1-1/4" x 1"	5	20
429-212	1-1/2" x 1-1/4"	5	30
429-251	2" x 1-1/2"	30	
429-338	3" x 2"	5	

BOSHART INDUSTRIES

WHITE PVC SCHEDULE 40 FITTINGS

Coupling - FPT

Part No.	Size	Quantity L1	Quantity L2
430-005	1/2"	10	250
430-007	3/4"	10	250
430-010	1"	10	100
430-101	3/4" x 1/2"	10	250
430-131	1" x 3/4"	10	100

Deep Coupling - Slip

Part No.	Size	Quantity L1	Quantity L2
479-015	1-1/2"	25	
479-020	2"	15	
479-025	2-1/2"	10	
479-030	3"	8	
479-040	4"	6	

Cross - Slip

Part No.	Size	Quantity L1	Quantity L2
420-005	1/2"	10	100
420-007	3/4"	10	50
420-010	1"	5	25
420-012	1-1/4"	5	25
420-015	1-1/2"	5	15
420-020	2"	10	

45° Elbow - Slip

Part No.	Size	Quantity L1	Quantity L2
417-005	1/2"	10	250
417-007	3/4"	10	100
417-010	1"	10	100
417-012	1-1/4"	5	50
417-015	1-1/2"	10	50
417-020	2"	5	20
417-025	2-1/2"	10	
417-030	3"	8	
417-040	4"	3	
417-060	6"	2	
417-080	8"	2	

90° Elbow - Slip

Part No.	Size	Quantity L1	Quantity L2
406-005	1/2"	10	250
406-007	3/4"	10	150
406-010	1"	10	50
406-012	1-1/4"	5	50
406-015	1-1/2"	10	50
406-020	2"	5	20
406-025	2-1/2"	10	
406-030	3"	8	
406-040	4"	3	
406-050	5"	2	
406-060	6"		
406-080	8"	2	
406-101	3/4" x 1/2"	10	200
406-130	1" x 1/2"	10	100
406-131	1" x 3/4"	10	50
406-168	1-1/4" x 1"	10	50
406-251	2" x 1-1/2"	25	

90° Elbow - Slip x FPT

Part No.	Size	Quantity L1	Quantity L2
407-005	1/2"	10	250
407-007	3/4"	10	150
407-010	1"	10	50
407-012	1-1/4"	5	50
407-015	1-1/2"	5	25
407-020	2"	5	25
407-025	2-1/2"	10	
407-030	3"	10	
407-040	4"	5	
407-101	3/4" x 1/2"	10	200
407-130	1" x 1/2"	10	100
407-131	1" x 3/4"	10	50
407-168	1-1/4" x 1"	5	50

90° Elbow - FPT

Part No.	Size	Quantity L1	Quantity L2
408-005	1/2"	10	250
408-007	3/4"	10	100
408-010	1"	10	50
408-012	1-1/4"	5	50
408-015	1-1/2"	5	25
408-020	2"	5	25

90° Side Outlet Elbow - Slip

Part No.	Size	Quantity L1	Quantity L2
413-005	1/2"	10	100

90° Side Outlet Elbow - Slip x FPT

Part No.	Size	Quantity L1	Quantity L2
414-005	1/2"	10	100
414-130	1" x 1" x 1/2"	10	50

90° Street Elbow - MPT x FPT

Part No.	Size	Quantity L1	Quantity L2
412-005	1/2"	10	250
412-007	3/4"	10	200
412-010	1"	10	100
412-012	1-1/4"	5	50
412-015	1-1/2"	5	25
412-020	2"	5	20

BOSHART INDUSTRIES

WHITE PVC SCHEDULE 40 FITTINGS

90° Street Elbow - MPT x Slip

Part No.	Size	Quantity L1	Quantity L2
410-005	1/2"	10	250
410-007	3/4"	10	150
410-010	1"	10	50
410-012	1-1/4"	5	50
410-015	1-1/2"	5	25
410-020	2"	5	20
410-101	3/4" x 1/2"	10	250

90° Street Elbow - Spigot x FPT

Part No.	Size	Quantity L1	Quantity L2
411-005	1/2"	10	250
411-007	3/4"	10	200
411-015	1-1/2"	5	50

90° Street Elbow - Spigot x Slip

Part No.	Size	Quantity L1	Quantity L2
409-005	1/2"	10	250
409-007	3/4"	10	150
409-010	1"	10	50
409-012	1-1/4"	5	50
409-015	1-1/2"	5	50
409-020	2"	5	20

Plug - Spigot

Part No.	Size	Quantity L1	Quantity L2
449-005	1/2"	10	250
449-007	3/4"	10	250
449-010	1"	10	250
449-012	1-1/4"	5	125
449-015	1-1/2"	5	50
449-020	2"	5	50
449-025	2-1/2"	5	25
449-030	3"	5	25
449-040	4"	10	

Plug - MPT

Part No.	Size	Quantity L1	Quantity L2
450-002	1/4"	10	500
450-003	3/8"	10	500
450-005	1/2"	10	250
450-007	3/4"	10	500
450-010	1"	10	250
450-012	1-1/4"	5	125
450-015	1-1/2"	5	125
450-020	2"	5	50
450-025	2-1/2"	5	25
450-030	3"	5	25
450-040	4"	10	

Tee - Slip

Part No.	Size	Quantity L1	Quantity L2
401-005	1/2"	10	150
401-007	3/4"	10	100
401-010	1"	10	50
401-012	1-1/4"	5	40
401-015	1-1/2"	25	
401-020	2"	15	
401-025	2-1/2"	8	
401-030	3"	5	
401-040	4"	3	
401-050	5"		
401-060	6"		
401-080	8"	2	
401-074	1/2" x 1/2" x 3/4"	10	100
401-094	3/4" x 1/2" x 1/2"	10	100
401-095	3/4" x 1/2" x 3/4"	10	100
401-101	3/4" x 3/4" x 1/2"	10	100
401-102	3/4" x 3/4" x 1"	10	50
401-124	1" x 3/4" x 1/2"	10	50
401-125	1" x 3/4" x 3/4"	10	50
401-126	1" x 3/4" x 1"	10	50
401-130	1" x 1" x 1/2"	10	50
401-131	1" x 1" x 3/4"	10	50
401-132	1" x 1" x 1-1/4"	10	50
401-133	1" x 1" x 1-1/2"	10	40
401-166	1-1/4" x 1-1/4" x 1/2"	10	50
401-167	1-1/4" x 1-1/4" x 3/4"	10	50
401-168	1-1/4" x 1-1/4" x 1"	5	25
401-202	1-1/2" x 1-1/4" x 1"	25	
401-209	1-1/2" x 1-1/2" x 1/2"	25	
401-210	1-1/2" x 1-1/2" x 3/4"	25	
401-211	1-1/2" x 1-1/2" x 1"	25	
401-212	1-1/2" x 1-1/2" x 1-1/4"	25	
401-213	1-1/2" x 1-1/2" x 2"	20	
401-247	2" x 2" x 1/2"	20	
401-248	2" x 2" x 3/4"	20	
401-249	2" x 2" x 1"	15	
401-250	2" x 2" x 1-1/4"	15	
401-251	2" x 2" x 1-1/2"	10	
401-335	3" x 3" x 1"	5	
401-337	3" x 3" x 1-1/2"	5	
401-338	3" x 3" x 2"	5	
401-416	4" x 4" x 3/4"	5	
401-420	4" x 4" x 2"	3	
401-422	4" x 4" x 3"	3	
401-528	6" x 6" x 2"	2	
401-530	6" x 6" x 3"	2	
401-532	6" x 6" x 4"	2	

BOSHART INDUSTRIES

WHITE PVC SCHEDULE 40 FITTINGS

Tee - Slip x FPT

Part No.	Size	Quantity L1	Quantity L2
402-005	1/2"	10	150
402-007	3/4"	100	100
402-010	1"	10	50
402-012	1-1/4"	25	
402-015	1-1/2"	25	
402-020	2"	15	
402-040	4"	3	
402-071	1/2" x 1/2" x 1/8"	10	250
402-072	1/2" x 1/2" x 1/4"	10	150
402-101	3/4" x 3/4" x 1/2"	10	100
402-124	1" x 3/4" x 1/2"	5	100
402-130	1" x 1" x 1/2"	10	50
402-131	1" x 1" x 3/4"	10	50
402-166	1-1/4" x 1-1/4" x 1/2"	10	50
402-167	1-1/4" x 1-1/4" x 3/4"	10	50
402-168	1-1/4" x 1-1/4" x 1"	5	25
402-209	1-1/2" x 1-1/2" x 1/2"	50	
402-210	1-1/2" x 1-1/2" x 3/4"	50	
402-211	1-1/2" x 1-1/2" x 1"	25	
402-247	2" x 2" x 1/2"	20	
402-248	2" x 2" x 3/4"	20	
402-249	2" x 2" x 1"	15	
402-250	2" x 2" x 1-1/4"	15	
402-251	2" x 2" x 1-1/2"	10	
402-289	2-1/2" x 2-1/2" x 1"	10	
402-292	2-1/2" x 2-1/2" x 2"	10	
402-334	3" x 3" x 3/4"	5	
402-335	3" x 3" x 1"	5	
402-338	3" x 3" x 2"	5	
402-420	4" x 4" x 2"	3	

Tee - FPT

Part No.	Size	Quantity L1	Quantity L2
405-005	1/2"	10	100
405-007	3/4"	10	100
405-010	1"	10	50
405-012	1-1/4"	25	
405-015	1-1/2"	25	
405-020	2"	15	

Union - Slip

Part No.	Size	Quantity L1	Quantity L2
457-005	1/2"	36	288
457-007	3/4"	24	144
457-010	1"	12	96
457-012	1-1/4"	12	96
457-015	1-1/2"	8	64
457-020	2"	4	48

Union - FPT

Part No.	Size	Quantity L1	Quantity L2
458-005	1/2"	36	288
458-007	3/4"	24	144
458-010	1"	12	96
458-012	1-1/4"	12	96
458-015	1-1/2"	8	64
458-020	2"	4	48

GRAY PVC SCHEDULE 40 FITTINGS

PVC fittings come in a wide range of sizes and fitting types.
• NSF/ANSI 14 & 372

Pb NO LEAD <0.25% Pb by weighted avg.

Coupling - FPT

Part No.	Size	Quantity L1	Quantity L2
430-012-G	1-1/4"	5	50
430-015-G	1-1/2"	5	50
430-020-G	2"	5	25

BOSHART INDUSTRIES

GRAY PVC SCHEDULE 80 FITTINGS

PVC fittings come in a wide range of sizes and fitting types.
• NSF/ANSI 14 & 372

NO LEAD <0.25% Pb by weighted avg.

Adapter - Slip x FPT

Part No.	Size	Quantity L1	Quantity L2
835-002	1/4"	10	250
835-005	1/2"	10	250
835-007	3/4"	10	250
835-010	1"	10	100
835-012	1-1/4"	5	50
835-015	1-1/2"	5	50
835-020	2"	5	25
835-025	2-1/2"	20	
835-030	3"	30	
835-040	4"	20	

Adapter - MPT x Slip

Part No.	Size	Quantity L1	Quantity L2
836-005	1/2"	10	250
836-007	3/4"	10	250
836-010	1"	10	100
836-012	1-1/4"	5	50
836-015	1-1/2"	5	50
836-020	2"	5	25
836-025	2-1/2"	5	25
836-030	3"	2	10
836-040	4"	2	10

Bushing - Spigot x Slip

Part No.	Size	Quantity L1	Quantity L2
837-052	3/8" x 1/4"	5	
837-072	1/2" x 1/4"	10	500
837-073	1/2" x 3/8"	10	500
837-101	3/4" x 1/2"	10	250
837-130	1" x 1/2"	10	250
837-131	1" x 3/4"	10	250
837-166	1-1/4" x 1/2"	10	100
837-167	1-1/4" x 3/4"	10	100
837-168	1-1/4" x 1"	10	150
837-209	1-1/2" x 1/2"	10	100
837-210	1-1/2" x 3/4"	10	100
837-211	1-1/2" x 1"	10	100
837-212	1-1/2" x 1-1/4"	10	100
837-247	2" x 1/2"	5	50
837-248	2" x 3/4"	5	50
837-249	2" x 1"	5	50
837-250	2" x 1-1/4"	5	50
837-251	2" x 1-1/2"	5	50
837-289	2-1/2" x 1"	5	25
837-291	2-1/2" x 1-1/2"	5	25
837-292	2-1/2" x 2"	5	25
837-335	3" x 1"	5	25
837-336	3" x 1-1/4"	5	25
837-338	3" x 2"	5	25
837-339	3" x 2-1/2"	5	25
837-420	4" x 2"	10	
837-422	4" x 3"	10	
837-528	6" x 2"	4	
837-530	6" x 3"	4	
837-532	6" x 4"	4	
837-585	8" x 6"	5	

Bushing - Spigot x FPT

Part No.	Size	Quantity L1	Quantity L2
838-072	1/2" x 1/4"	10	500
838-101	3/4" x 1/2"	10	250
838-130	1" x 1/2"	10	250
838-131	1" x 3/4"	10	250
838-166	1-1/4" x 1/2"	10	100
838-167	1-1/4" x 3/4"	10	100
838-168	1-1/4" x 1"	10	100
838-209	1-1/2" x 1/2"	10	100
838-210	1-1/2" x 3/4"	10	100
838-211	1-1/2" x 1"	10	100
838-212	1-1/2" x 1-1/4"	10	100
838-247	2" x 1/2"	5	50
838-248	2" x 3/4"	5	50
838-249	2" x 1"	5	50
838-250	2" x 1-1/4"	5	50
838-251	2" x 1-1/2"	5	50
838-292	2-1/2" x 2"	5	25
838-338	3" x 2"	5	25
838-339	3" x 2-1/2"	5	25
838-420	4" x 2"	10	
838-422	4" x 3"	10	

Bushing - MPT x FPT

Part No.	Size	Quantity L1	Quantity L2
839-052	3/8" x 1/4"	10	500
839-072	1/2" x 1/4"	10	500
839-073	1/2" x 3/8"	10	500
839-098	3/4" x 1/4"	10	250
839-099	3/4" x 3/8"	10	250
839-101	3/4" x 1/2"	10	250
839-128	1" x 1/4"	10	250
839-129	1" x 3/8"	10	250
839-130	1" x 1/2"	10	250
839-131	1" x 3/4"	10	250
839-166	1-1/4" x 1/2"	10	100
839-167	1-1/4" x 3/4"	10	100
839-168	1-1/4" x 1"	10	100
839-209	1-1/2" x 1/2"	10	100
839-210	1-1/2" x 3/4"	10	100
839-211	1-1/2" x 1"	10	100
839-212	1-1/2" x 1-1/4"	10	100
839-247	2" x 1/2"	10	80
839-248	2" x 3/4"	15	60
839-249	2" x 1"	15	60
839-250	2" x 1-1/4"	15	60
839-251	2" x 1-1/2"	10	50
839-338	3" x 2"	30	
839-420	4" x 2"	25	
839-422	4" x 3"	15	

BOSHART INDUSTRIES

GRAY PVC SCHEDULE 80 FITTINGS

Cap - Slip

Part No.	Size	Quantity L1	Quantity L2
847-002	1/4"	10	500
847-005	1/2"	10	250
847-007	3/4"	10	250
847-010	1"	10	250
847-012	1-1/4"	10	100
847-015	1-1/2"	5	50
847-020	2"	5	50
847-025	2-1/2"	5	25
847-030	3"	5	25
847-040	4"	2	10
847-060	6"	5	
847-080	8"	2	

Cap - FPT

Part No.	Size	Quantity L1	Quantity L2
848-002	1/4"	10	250
848-003	3/8"	10	250
848-005	1/2"	10	250
848-007	3/4"	10	250
848-010	1"	10	100
848-012	1-1/4"	10	100
848-015	1-1/2"	5	50
848-020	2"	5	50
848-025	2-1/2"	5	25
848-030	3"	5	25
848-040	4"	2	10

Coupling - Slip

Part No.	Size	Quantity L1	Quantity L2
829-005	1/2"	10	250
829-007	3/4"	10	250
829-010	1"	10	100
829-012	1-1/4"	5	50
829-015	1-1/2"	5	50
829-020	2"	5	25
829-025	2-1/2"	5	25
829-030	3"	10	
829-040	4"	8	
829-060	6"	4	
829-080	8"	5	
829-101	3/4" x 1/2"	25	100
829-131	1" x 3/4"	5	40
829-168	1-1/4" x 1"	5	20
829-212	1-1/2" x 1-1/4"	20	
829-251	2" x 1-1/2"	5	20
829-338	3" x 2"	25	
829-422	4" x 3"	5	
829-532	6" x 4"	5	
829-585	8" x 6"	2	

Coupling - FPT

Part No.	Size	Quantity L1	Quantity L2
830-002	1/4"	250	
830-005	1/2"	10	250
830-007	3/4"	10	250
830-010	1"	10	100
830-012	1-1/4"	5	50
830-015	1-1/2"	5	50
830-020	2"	5	25
830-025	2-1/2"	20	
830-030	3"	20	
830-040	4"	15	

45° Elbow - Slip

Part No.	Size	Quantity L1	Quantity L2
817-005	1/2"	10	250
817-007	3/4"	10	100
817-010	1"	10	50
817-012	1-1/4"	10	50
817-015	1-1/2"	5	50
817-020	2"	5	25
817-025	2-1/2"	10	
817-030	3"	10	
817-040	4"	4	
817-060	6"	2	
817-080	8"	2	

45° Elbow - FPT

Part No.	Size	Quantity L1	Quantity L2
819-005	1/2"	25	
819-007	3/4"	25	
819-010	1"	25	
819-012	1-1/4"	25	
819-015	1-1/2"	15	
819-020	2"	20	
819-030	3"	15	
819-040	4"	5	

90° Elbow - Slip

Part No.	Size	Quantity L1	Quantity L2
806-002	1/4"	10	250
806-003	3/8"	10	250
806-005	1/2"	10	250
806-007	3/4"	10	200
806-010	1"	10	50
806-012	1-1/4"	5	50
806-015	1-1/2"	5	25
806-020	2"	5	25
806-025	2-1/2"	10	
806-030	3"	10	
806-040	4"	5	
806-060	6"		
806-080	8"	2	

BOSHART INDUSTRIES

GRAY PVC SCHEDULE 80 FITTINGS

90° Elbow - Slip x FPT

Part No.	Size	Quantity L1	Quantity L2
807-005	1/2"	10	250
807-007	3/4"	10	200
807-010	1"	5	50
807-012	1-1/4"	5	50
807-015	1-1/2"	5	25
807-020	2"	5	25

90° Elbow - FPT

Part No.	Size	Quantity L1	Quantity L2
808-002	1/4"	10	250
808-003	3/8"	10	250
808-005	1/2"	10	250
808-007	3/4"	10	100
808-010	1"	5	50
808-012	1-1/4"	5	50
808-015	1-1/2"	5	25
808-020	2"	5	25
808-025	2-1/2"	10	
808-030	3"	12	
808-040	4"	10	

Gasket Type Flange - Slip

Van stone / loose ring style, gasket sold separately

Part No.	Size	Quantity L1	Quantity L2
854-020	2"	5	
854-030	3"	5	
854-040	4"	4	
854-050	5"	2	
854-060	6"	2	
854-080	8"		
854-100	10"		
854-120	12"	2	

Gasket Type Flange - Spigot

Van stone / loose ring style, gasket sold separately

Part No.	Size	Quantity L1	Quantity L2
856-020	2"	5	
856-030	3"	5	
856-040	4"	4	
856-050	5"	2	
856-060	6"	2	
856-080	8"		

Gasket Type Flange - Gasket

Gasket sold separately

Part No.	Size	Quantity L1	Quantity L2
853-015	1-1/2"	25	
853-020	2"	25	

Gasket Type Flange - FPT

Gasket sold separately

Part No.	Size	Quantity L1	Quantity L2
852-005	1/2"	25	
852-007	3/4"	75	
852-010	1"	50	
852-012	1-1/4"	20	
852-015	1-1/2"	30	
852-020	2"	20	
852-025	2-1/2"	10	
852-030	3"	10	
852-040	4"	5	

Plug - Spigot

Part No.	Size	Quantity L1	Quantity L2
849-007	3/4"	10	500

Plug - MPT

Part No.	Size	Quantity L1	Quantity L2
850-002	1/4"	10	500
850-003	3/8"	10	500
850-005	1/2"	10	500
850-007	3/4"	10	500
850-010	1"	10	250
850-012	1-1/4"	10	100
850-015	1-1/2"	10	100
850-020	2"	5	50
850-025	2-1/2"	5	25
850-030	3"	5	25
850-040	4"	2	10

Tee - Slip

Part No.	Size	Quantity L1	Quantity L2
801-005	1/2"	10	200
801-007	3/4"	10	100
801-010	1"	10	50
801-012	1-1/4"	5	50
801-015	1-1/2"	5	25
801-020	2"	10	
801-025	2-1/2"	10	
801-030	3"	5	
801-040	4"	4	
801-060	6"		
801-080	8"	2	
801-130	1" x 1" x 1/2"		
801-251	2" x 2" x 1-1/2"	10	
801-291	2-1/2" x 2-1/2" x 1-1/2"	10	
801-420	4" x 4" x 2"	10	
801-532	6" x 6" x 4"	10	

BOSHART INDUSTRIES

GRAY PVC SCHEDULE 80 FITTINGS

Tee - Slip x FPT



Part No.	Size	Quantity L1	Quantity L2
802-005	1/2"	10	200
802-007	3/4"	10	100
802-010	1"	5	50
802-012	1-1/4"	5	25
802-015	1-1/2"	5	25
802-020	2"	4	20

Tee - FPT

Part No.	Size	Quantity L1	Quantity L2
805-002	1/4"	10	250
805-003	3/8"	10	250
805-005	1/2"	5	125
805-007	3/4"	5	125
805-010	1"	5	50
805-012	1-1/4"	5	25
805-015	1-1/2"	5	25
805-020	2"	4	20
805-025	2-1/2"	25	
805-030	3"	15	
805-040	4"	5	

Union - Slip

EPDM Rubber O-ring

Part No.	Size	Quantity L1	Quantity L2
897-005	1/2"	36	288
897-007	3/4"	24	144
897-010	1"	12	96
897-012	1-1/4"	12	96
897-015	1-1/2"	8	64
897-020	2"	4	48
897-030	3"	2	12

Union - FPT

EPDM Rubber O-ring

Part No.	Size	Quantity L1	Quantity L2
898-005	1/2"	36	288
898-007	3/4"	24	144
898-010	1"	12	96
898-012	1-1/4"	12	96
898-015	1-1/2"	8	64
898-020	2"	4	48
898-030	3"	2	12

PLASTIC FITTINGS

GASKETS FOR SCHEDULE 80 FLANGES

Pb NO LEAD <0.25% Pb by weighted avg.

Gasket -

Part No.	Size
85G-005	1/2"
85G-007	3/4"
85G-010	1"
85G-012	1-1/4"
85G-015	1-1/2"
85G-020	2"
85G-025	2-1/2"
85G-030	3"
85G-040	4"
85G-050	5"
85G-060	6"
85G-080	8"
85G-100	10"
85G-120	12"

BOSHART INDUSTRIES

PVC SCHEDULE 80 NIPPLES

• Manufactured from extruded NSF approved schedule 80 pipe

NO LEAD <0.25% Pb by weighted avg.

Part No.	Pipe Length	Quantity L1	Quantity L2
Pipe Size - 1/4"			
880-020	2"	50	
880-030	3"	50	
Pipe Size - 1/2"			
882-005	1-1/8" - Close	50	
882-015	1-1/2"	50	
882-020	2"	50	
882-025	2-1/2"	50	
882-030	3"	50	
882-035	3-1/2"	50	
882-040	4"	50	
882-045	4-1/2"	50	
882-050	5"	50	
882-055	5-1/2"	25	
882-060	6"	50	
882-070	7"	25	
882-080	8"	25	
882-090	9"	25	
882-100	10"	25	
882-110	11"	25	
882-120	12"	25	
Pipe Size - 3/4"			
883-005	1-3/8" - Close	50	
883-015	1-1/2"	50	
883-020	2"	50	
883-025	2-1/2"	50	
883-030	3"	50	
883-035	3-1/2"	50	
883-040	4"	50	
883-050	5"	25	
883-055	5-1/2"	25	
883-060	6"	25	
883-070	7"	25	
883-080	8"	25	
883-090	9"	25	
883-100	10"	25	
883-110	11"	25	
883-120	12"	25	
Pipe Size - 1"			
884-005	1-1/2" - Close	50	
884-020	2"	50	
884-025	2-1/2"	50	
884-030	3"	50	
884-035	3-1/2"	50	
884-040	4"	25	
884-045	4-1/2"	25	
884-050	5"	25	
884-055	5-1/2"	25	
884-060	6"	25	
884-070	7"	25	
884-080	8"	25	
884-090	9"	25	
884-100	10"	25	
884-110	11"	25	
884-120	12"	25	

Part No.	Pipe Length	Quantity L1	Quantity L2
Pipe Size - 1-1/4"			
885-005	1-5/8" - Close	25	
885-020	2"	25	
885-025	2-1/2"	25	
885-030	3"	25	
885-035	3-1/2"	25	
885-040	4"	25	
885-045	4-1/2"	25	
885-050	5"	25	
885-055	5-1/2"	25	
885-060	6"	25	
885-070	7"	25	
885-080	8"	25	
885-090	9"	25	
885-100	10"	25	
885-110	11"	25	
885-120	12"	25	
Pipe Size - 1-1/2"			
886-005	1-3/4" - Close	25	
886-020	2"	25	
886-025	2-1/2"	25	
886-030	3"	25	
886-035	3-1/2"	25	
886-040	4"	25	
886-045	4-1/2"	25	
886-050	5"	25	
886-055	5-1/2"	25	
886-060	6"	25	
886-070	7"	25	
886-080	8"	25	
886-090	9"	25	
886-100	10"	25	
886-110	11"	25	
886-120	12"	25	
Pipe Size - 2"			
887-005	2" - Close	25	
887-025	2-1/2"	25	
887-030	3"	25	
887-035	3-1/2"	25	
887-040	4"	25	
887-045	4-1/2"	25	
887-050	5"	25	
887-055	5-1/2"	25	
887-060	6"	25	
887-070	7"	25	
887-080	8"	25	
887-090	9"	25	
887-100	10"	25	
887-110	11"	25	
887-120	12"	25	

BOSHART INDUSTRIES

ALL STAINLESS STEEL CLAMPS - SERIES 2-67

This series of clamps contains less nickel, reducing it's corrosion resistance than other clamps. They are best suited for less corrosive environments such as indoor use or shielded areas. It is best to avoid highly corrosive environments with these clamps.

- 201 Series Stainless Steel Band & Housing
- Must order L1 or L2 quantity
- cUPC Certified

NO LEAD <0.25% Pb by weighted avg.

Part No.	Minimum Size	Maximum Size	Quantity L1	Quantity L2
Individual • 0.25" 200 Series Stainless Steel Screw • 1/4" Slotted Hex Head Screw - 301 Stainless Steel • 5/16" Wide Band				
2-SSC6704	1/4"	5/8"	10	200
2-SSC6705	5/16"	7/8"	10	200
Individual • 0.31" 200 Series Stainless Steel Screw • 1/2" Wide Band				
2-SSC6706	3/8"	7/8"	10	200
2-SSC6708	7/16"	1"	10	200
2-SSC6710	1/2"	1-1/16"	10	200
2-SSC6712	1/2"	1-1/4"	10	200
2-SSC6716	11/16"	1-1/2"	10	200
2-SSC6720	3/4"	1-3/4"	10	200
2-SSC6724	1"	2"	10	200
2-SSC6728	1-1/4"	2-1/4"	10	200
2-SSC6732	1-1/2"	2-1/2"	10	200
2-SSC6736	1-3/4"	2-3/4"	10	100
2-SSC6740	2"	3"	10	100
2-SSC6744	2-1/4"	3-1/4"	10	100
2-SSC6748	2-1/2"	3-1/2"	10	100
2-SSC6752	2-3/4"	3-3/4"	10	100
2-SSC6756	3"	4"	10	100
2-SSC6764	2-1/2"	4-1/2"	10	50
2-SSC6772	3"	5"	10	50
2-SSC6780	3-1/2"	5-1/2"	10	50
2-SSC6788	4"	6"	10	50
2-SSC6796	4-1/2"	6-1/2"	10	50
2-SSC67104	5"	7"	10	200
2-SSC67116	5-3/4"	7-3/4"	10	200
2-SSC67128	6-1/2"	8-1/2"	10	200
2-SSC67140	7-1/4"	9-1/4"	10	200
2-SSC67152	8"	10"	10	200
2-SSC67188	10-1/2"	12-1/4"	10	100
2-SSC67224	12-1/2"	14-1/2"	10	100
2-SSC67248	14"	16"	10	100
Boxed • 0.25" 200 Series Stainless Steel Screw • 5/16" Wide Band				
2-SSCX6704	1/4"	5/8"	10	160
2-SSCX6705	5/16"	7/8"	10	160
Boxed • 0.31" 200 Series Stainless Steel Screw • 1/2" Wide Band				
2-SSCX6706	3/8"	7/8"	10	80
2-SSCX6708	7/16"	1"	10	80
2-SSCX6710	1/2"	1-1/16"	10	80
2-SSCX6712	1/2"	1-1/4"	10	160
2-SSCX6716	11/16"	1-1/2"	10	160
2-SSCX6720	3/4"	1-3/4"	10	160
2-SSCX6724	1"	2"	10	160
2-SSCX6728	1-1/4"	2-1/4"	10	160
2-SSCX6732	1-1/2"	2-1/2"	10	80
2-SSCX6736	1-3/4"	2-3/4"	10	40
2-SSCX6740	2"	3"	10	40
2-SSCX6744	2-1/4"	3-1/4"	10	80
2-SSCX6748	2-1/2"	3-1/2"	10	
2-SSCX6752	2-3/4"	3-3/4"	10	
2-SSCX6756	3"	4"	10	
2-SSCX6764	2-1/2"	4-1/2"	10	
2-SSCX6772	3"	5"	10	
2-SSCX6780	3-1/2"	5-1/2"	10	
2-SSCX6788	4"	6"	10	
2-SSCX6796	4-1/2"	6-1/2"	10	
2-SSCX67104	5"	7"	5	
2-SSCX67128	6-1/2"	8-1/2"	10	
2-SSCX67152	8"	12-1/4"	10	
2-SSCX67188	10-1/2"	14-1/2"	10	
Bulk • 0.25" 200 Series Stainless Steel Screw • 5/16" Wide Band				
2-SSCB6704	1/4"	5/8"	200	
2-SSCB6705	5/16"	7/8"	200	
Bulk • 0.31" 200 Series Stainless Steel Screw • 1/2" Wide Band				
2-SSCB6706	3/8"	7/8"	200	
2-SSCB6708	7/16"	1"	200	
2-SSCB6710	1/2"	1-1/16"	200	
2-SSCB6712	1/2"	1-1/4"	200	
2-SSCB6716	11/16"	1-1/2"	200	
2-SSCB6720	3/4"	1-3/4"	200	
2-SSCB6724	1"	2"	200	
2-SSCB6728	1-1/4"	2-1/4"	200	
2-SSCB6732	1-1/2"	2-1/2"	200	
2-SSCB6736	1-3/4"	2-3/4"	100	
2-SSCB6740	2"	3"	100	
2-SSCB6744	2-1/4"	3-1/4"	100	
2-SSCB6748	2-1/2"	3-1/2"	100	
2-SSCB6752	2-3/4"	3-3/4"	100	
2-SSCB6756	3"	4"	100	
2-SSCB6764	2-1/2"	4-1/2"	50	
2-SSCB6772	3"	5"	50	
2-SSCB6780	3-1/2"	5-1/2"	50	
2-SSCB6788	4"	6"	50	
2-SSCB6796	4-1/2"	6-1/2"	50	
2-SSCB67104	5"	7"	200	
2-SSCB67116	5-3/4"	7-3/4"	200	
2-SSCB67128	6-1/2"	8-1/2"	200	
2-SSCB67140	7-1/4"	9-1/4"	200	
2-SSCB67152	8"	10"	200	
2-SSCB67224	12-1/2"	14-1/2"	100	

BOSHART INDUSTRIES

STAINLESS STEEL CLAMPS - SERIES 2-77



The combination of the high nickel content stainless steel and plating of the carbon screw allows this clamp to be used in above ground outdoor and indoor applications where corrosion is somewhat of an issue. This clamp can be used for all standard clamp applications.

- 201 Series Stainless Steel Band & Housing
- Must order L1 or L2 quantity
- cUPC Certified

NO LEAD <0.25% Pb by weighted avg.

Part No.	Minimum Size	Maximum Size	Quantity L1	Quantity L2
Individual • 0.25" Carbon Steel Screw • 5/16" Wide Band				
2-SSC7704	1/4"	5/8"	10	200
2-SSC7705	5/16"	7/8"	10	200
Individual • 0.31" Yellow Dichromate Plated Carbon Steel Screw • 1/2" Wide Band				
2-SSC7706	3/8"	7/8"	10	200
2-SSC7708	7/16"	1"	10	200
2-SSC7710	1/2"	1-1/16"	10	200
2-SSC7712	1/2"	1-1/4"	10	200
2-SSC7716	11/16"	1-1/2"	10	200
2-SSC7720	3/4"	1-3/4"	10	200
2-SSC7724	1"	2"	10	200
2-SSC7728	1-1/4"	2-1/4"	10	200
2-SSC7732	1-1/2"	2-1/2"	10	200
2-SSC7736	1-3/4"	2-3/4"	10	100
2-SSC7740	2"	3"	10	100
2-SSC7744	2-1/4"	3-1/4"	10	100
2-SSC7748	2-1/2"	3-1/2"	10	100
2-SSC7752	2-3/4"	3-3/4"	10	100
2-SSC7756	3"	4"	10	100
2-SSC7764	2-1/2"	4-1/2"	10	50
2-SSC7772	3"	5"	10	50
2-SSC7780	3-1/2"	5-1/2"	10	50
2-SSC7788	4"	6"	10	50
2-SSC7796	4-1/2"	6-1/2"	10	50
2-SSC77104	5"	7"	10	200
2-SSC77116	5-3/4"	7-3/4"	10	200
2-SSC77128	6-1/2"	8-1/2"	10	200
2-SSC77140	7-1/4"	9-1/4"	10	200
2-SSC77152	8"	10"	10	200
2-SSC77188	10-1/2"	12-1/4"	10	100
2-SSC77224	12-1/2"	14-1/2"	10	100
2-SSC77248	14"	16"	10	100

Part No.	Minimum Size	Maximum Size	Quantity L1	Quantity L2
Bulk • 0.25" Carbon Steel Screw • 5/16" Wide Band				
2-SSCB7704	1/4"	5/8"	200	
2-SSCB7705	5/16"	7/8"	200	
Bulk • 0.31" Yellow Dichromate Plated Carbon Steel Screw • 1/2" Wide Band				
2-SSCB7706	3/8"	7/8"	200	
2-SSCB7708	7/16"	1"	200	
2-SSCB7710	1/2"	1-1/16"	200	
2-SSCB7712	1/2"	1-1/4"	200	
2-SSCB7716	11/16"	1-1/2"	200	
2-SSCB7720	3/4"	1-3/4"	200	
2-SSCB7724	1"	2"	200	
2-SSCB7728	1-1/4"	2-1/4"	200	
2-SSCB7732	1-1/2"	2-1/2"	200	
2-SSCB7736	1-3/4"	2-3/4"	100	
2-SSCB7740	2"	3"	100	
2-SSCB7744	2-1/4"	3-1/4"	100	
2-SSCB7748	2-1/2"	3-1/2"	100	
2-SSCB7752	2-3/4"	3-3/4"	100	
2-SSCB7756	3"	4"	100	
2-SSCB7764	2-1/2"	4-1/2"	50	
2-SSCB7772	3"	5"	50	
2-SSCB7780	3-1/2"	5-1/2"	50	
2-SSCB7788	4"	6"	50	
2-SSCB7796	4-1/2"	6-1/2"	50	
2-SSCB77104	5"	7"	200	
2-SSCB77116	5-3/4"	7-3/4"	200	
2-SSCB77128	6-1/2"	8-1/2"	200	
2-SSCB77140	7-1/4"	9-1/4"	200	
2-SSCB77152	8"	10"	200	
2-SSCB77224	12-1/2"	14-1/2"	100	

BOSHART INDUSTRIES

ALL STAINLESS STEEL CLAMPS - SERIES 2-87

This series of marine grade clamps contains a high content of nickel providing strong corrosion resistance and is suitable for outdoor use with no shielding.

- 301 Stainless Steel Band & Housing
- Must order L1 or L2 quantity
- cUPC Certified

Part No.	Minimum Size	Maximum Size	Quantity L1	Quantity L2
Individual **0.25" 304 Series Stainless Steel Screw** **• 5/16" Wide Band**				
2-SSC8705	5/16"	7/8"	10	200
2-SSC8704	1/4"	5/8"	10	200
Individual **0.31" 304 Series Stainless Steel Screw** **• 1/2" Wide Band**				
2-SSC8796	4-1/2"	6-1/2"	10	50
2-SSC8788	4"	6"	10	50
2-SSC8780	3-1/2"	5-1/2"	10	50
2-SSC8772	3"	5"	10	50
2-SSC8764	2-1/2"	4-1/2"	10	50
2-SSC8756	3"	4"	10	100
2-SSC8752	2-3/4"	3-3/4"	10	100
2-SSC8748	2-1/2"	3-1/2"	10	100
2-SSC8744	2-1/4"	3-1/4"	10	100
2-SSC8740	2"	3"	10	100
2-SSC8736	1-3/4"	2-3/4"	10	100
2-SSC8732	1-1/2"	2-1/2"	10	200
2-SSC8728	1-1/4"	2-1/4"	10	200
2-SSC87248	14"	16"	10	100
2-SSC8724	1"	2"	10	200
2-SSC87224	12-1/2"	14-1/2"	10	100
2-SSC8720	3/4"	1-3/4"	10	200
2-SSC87188	10-1/2"	12-1/4"	10	100
2-SSC87164		1034_maximum_size	10	100
2-SSC8716	11/16"	1-1/2"	10	200
2-SSC87152	8"	10"	10	200
2-SSC87140	7-1/4"	9-1/4"	10	200
2-SSC87128	6-1/2"	8-1/2"	10	200
2-SSC8712	1/2"	1-1/4"	10	200
2-SSC87116	5-3/4"	7-3/4"	10	200
2-SSC87104	5"	7"	10	200
2-SSC8710	1/2"	1-1/16"	10	200
2-SSC8708	7/16"	1"	10	200
2-SSC8706	3/8"	7/8"	10	200
Boxed **0.25" 304 Series Stainless Steel Screw** **• 5/16" Wide Band**				
2-SSCX8705	5/16"	7/8"	10	160
2-SSCX8704	1/4"	5/8"	10	160
Boxed **0.31" 304 Series Stainless Steel Screw** **• 1/2" Wide Band**				
2-SSCX8796	4-1/2"	6-1/2"	10	
2-SSCX8788	4"	6"	10	
2-SSCX8780	3-1/2"	5-1/2"	10	
2-SSCX8772	3"	5"	10	
2-SSCX8764	2-1/2"	4-1/2"	10	
2-SSCX8756	3"	4"	10	
2-SSCX8752	2-3/4"	3-3/4"	10	
2-SSCX8748	2-1/2"	3-1/2"	10	
2-SSCX8744	2-1/4"	3-1/4"	10	80
2-SSCX8740	2"	3"	10	80
2-SSCX8736	1-3/4"	2-3/4"	10	80
2-SSCX8732	1-1/2"	2-1/2"	10	40
2-SSCX8728	1-1/4"	2-1/4"	10	160
2-SSCX8724	1"	2"	10	160
2-SSCX87224	12-1/2"	14-1/2"	10	
2-SSCX8720	3/4"	1-3/4"	10	160
2-SSCX87188	10-1/2"	12-1/4"	10	
2-SSCX8716	11/16"	1-1/2"	10	160
2-SSCX87152	8"	10"	10	
2-SSCX87128	6-1/2"	8-1/2"	10	
2-SSCX8712	1/2"	1-1/4"	10	160
2-SSCX87104	5"	7"	5	
2-SSCX8710	1/2"	1-1/16"	10	80
2-SSCX8708	7/16"	1"	10	80
2-SSCX8706	3/8"	7/8"	10	80
Bulk **0.25" 304 Series Stainless Steel Screw** **• 5/16" Wide Band**				
2-SSCB8705	5/16"	7/8"	200	
2-SSCB8704	1/4"	5/8"	200	
Bulk **0.31" 304 Series Stainless Steel Screw** **• 1/2" Wide Band**				
2-SSCB8796	4-1/2"	6-1/2"	50	
2-SSCB8788	4"	6"	50	
2-SSCB8780	3-1/2"	5-1/2"	50	
2-SSCB8772	3"	5"	50	
2-SSCB8764	2-1/2"	4-1/2"	50	
2-SSCB8756	3"	4"	100	
2-SSCB8752	2-3/4"	3-3/4"	100	
2-SSCB8748	2-1/2"	3-1/2"	100	
2-SSCB8744	2-1/4"	3-1/4"	100	
2-SSCB8740	2"	3"	100	
2-SSCB8736	1-3/4"	2-3/4"	100	
2-SSCB8732	1-1/2"	2-1/2"	200	
2-SSCB8728	1-1/4"	2-1/4"	200	
2-SSCB8724	1"	2"	200	
2-SSCB87224	12-1/2"	14-1/2"	100	
2-SSCB8720	3/4"	1-3/4"	200	
2-SSCB8716	11/16"	1-1/2"	200	
2-SSCB87152	8"	10"	200	
2-SSCB87140	7-1/4"	9-1/4"	200	
2-SSCB87128	6-1/2"	8-1/2"	200	
2-SSCB8712	1/2"	1-1/4"	200	
2-SSCB87116	5-3/4"	7-3/4"	200	
2-SSCB87104	5"	7"	200	
2-SSCB8710	1/2"	1-1/16"	200	
2-SSCB8708	7/16"	1"	200	
2-SSCB8706	3/8"	7/8"	200	

BOSHART INDUSTRIES

ALL STAINLESS STEEL CLAMPS - SERIES 67

The screw on this series offers no nickel content and can't be used where non-magnetic material is required. The screw rod typically will resist corrosion in only light industrial and domestic environments.

- 300 Series Stainless Steel Band & Housing
- Must order L1 or L2 quantity

Pb NO LEAD <0.25% Pb by weighted avg.

Part No.	Minimum Size	Maximum Size	Quantity L1	Quantity L2
Individual • 0.25" 200/300 Series Stainless Steel Screw • 5/16" Wide Band				
SSC6704	7/32"	5/8"	10	200
SSC6705	5/16"	11/16"	10	200
Individual • 0.31" 410 Series Stainless Steel Screw • 1/2" Wide Band				
SSC6706	7/16"	25/32"	10	200
SSC6708	1/2"	29/32"	10	200
SSC6710	9/16"	1-1/16"	10	200
SSC6712	11/16"	1-1/4"	10	200
SSC6716	13/16"	1-1/2"	10	200
SSC6720	13/16"	1-3/4"	10	200
SSC6724	1-1/16"	2"	10	200
SSC6728	1-5/16"	2-1/4"	10	200
SSC6732	1-9/16"	2-1/2"	10	200
SSC6736	1-13/16"	2-3/4"	10	100
SSC6740	2-1/16"	3"	10	100
SSC6744	2-5/16"	3-1/4"	10	100
SSC6748	2-9/16"	3-1/2"	10	100
SSC6752	2-13/16"	3-3/4"	10	100
SSC6756	3-1/16"	4"	10	100
SSC6760	3-5/16"	4-1/4"	10	50
SSC6764	3-9/16"	4-1/2"	10	50
SSC6772	1-7/8"	5"	10	50
SSC6780	2-1/2"	5-1/2"	10	50
SSC6788	3-1/8"	6"	10	50
SSC6796	3-5/8"	6-1/2"	10	50
SSC67104	4-1/8"	7"	10	200
SSC67128	5-5/8"	8-1/2"	10	100
SSC67152	7-1/8"	10"	10	100
SSC67188	9-3/8"	12-1/4"	10	100
SSC67212	10-7/8"	13-3/4"	10	100
SSC67224	11-5/8"	14-1/2"	10	
Boxed • 0.25" 200/300 Series Stainless Steel Screw • 5/16" Wide Band				
SSCX6704	7/32"	5/8"	10	160
SSCX6705	5/16"	11/16"	10	160
Boxed • 0.31" 410 Series Stainless Steel Screw • 1/2" Wide Band				
SSCX6706	7/16"	25/32"	10	80
SSCX6708	1/2"	29/32"	10	80
SSCX6710	9/16"	1-1/16"	10	80
SSCX6712	11/16"	1-1/4"	10	160
SSCX6716	13/16"	1-1/2"	10	160
SSCX6720	13/16"	1-3/4"	10	160
SSCX6724	1-1/16"	2"	10	160
SSCX6728	1-5/16"	2-1/4"	10	160
SSCX6732	1-9/16"	2-1/2"	10	80
SSCX6736	1-13/16"	2-3/4"	10	80
SSCX6740	2-1/16"	3"	10	80
SSCX6744	2-5/16"	3-1/4"	10	80
SSCX6748	2-9/16"	3-1/2"	10	
SSCX6752	2-13/16"	3-3/4"	10	
SSCX6756	3-1/16"	4"	10	
SSCX6760	3-5/16"	4-1/4"	10	
SSCX6764	3-9/16"	4-1/2"	10	
SSCX6772	1-7/8"	5"	10	
SSCX6780	2-1/2"	5-1/2"	10	
SSCX6788	3-1/8"	6"	10	
SSCX6796	3-5/8"	6-1/2"	10	
SSCX67104	4-1/8"	7"	5	
Bulk • 0.25" 200/300 Series Stainless Steel Screw • 5/16" Wide Band				
SSCB6704	7/32"	5/8"	200	
SSCB6705	5/16"	11/16"	200	
Bulk • 0.31" 410 Series Stainless Steel Screw • 1/2" Wide Band				
SSCB6706	7/16"	25/32"	250	
SSCB6708	1/2"	29/32"	250	
SSCB6710	9/16"	1-1/16"	250	
SSCB6712	11/16"	1-1/4"	200	
SSCB6716	13/16"	1-1/2"	200	
SSCB6720	13/16"	1-3/4"	200	
SSCB6724	1-1/16"	2"	200	
SSCB6728	1-5/16"	2-1/4"	200	
SSCB6732	1-9/16"	2-1/2"	250	
SSCB6736	1-13/16"	2-3/4"	250	
SSCB6740	2-1/16"	3"	250	
SSCB6744	2-5/16"	3-1/4"	100	
SSCB6748	2-9/16"	3-1/2"	50	
SSCB6752	2-13/16"	3-3/4"	50	
SSCB6756	3-1/16"	4"	50	
SSCB6760	3-5/16"	4-1/4"	50	
SSCB6764	3-9/16"	4-1/2"	50	
SSCB6772	1-7/8"	5"	50	
SSCB6780	2-1/2"	5-1/2"	50	
SSCB6788	3-1/8"	6"	50	
SSCB6796	3-5/8"	6-1/2"	50	
SSCB67104	4-1/8"	7"	200	
SSCB67128	5-5/8"	8-1/2"	100	
SSCB67152	7-1/8"	10"	100	
SSCB67188	9-3/8"	12-1/4"	100	
SSCB67212	10-7/8"	13-3/4"	100	
SSCB67224	11-5/8"	14-1/2"	100	

BOSHART INDUSTRIES

ALL STAINLESS STEEL CLAMPS - SERIES 77

The combination of the high nickel content stainless steel and plating of the carbon screw allows this clamp to be used in above ground outdoor and indoor applications where corrosion is somewhat of an issue. This clamp can be used for all standard clamp applications.

- 300 Series Stainless Steel Band & Housing
- Must order L1 or L2 quantity

Part No.	Minimum Size	Maximum Size	Quantity L1	Quantity L2
Individual **0.25" Carbon Steel Screw** **• 5/16" Wide Band**				
SSC7705	5/16"	11/16"	10	200
SSC7704	7/32"	5/8"	10	200
Individual **0.31" Yellow Dichromate Plated Carbon Steel Screw** **• 1/2" Wide Band**				
SSC7796	3-5/8"	6-1/2"	10	50
SSC7788	3-1/8"	6"	10	50
SSC7780	2-1/2"	5-1/2"	10	50
SSC7772	1-7/8"	5"	10	50
SSC7764	3-9/16"	4-1/2"	10	50
SSC7756	3-1/16"	4"	10	100
SSC7752	2-13/16"	3-3/4"	10	100
SSC7748	2-9/16"	3-1/2"	10	100
SSC7744	2-5/16"	3-1/4"	10	100
SSC7740	2-1/16"	3"	10	100
SSC7736	1-13/16"	2-3/4"	10	100
SSC7732	1-9/16"	2-1/2"	10	200
SSC7728	1-5/16"	2-1/4"	10	200
SSC7724	1-1/16"	2"	10	200
SSC77224	11-5/8"	14-1/2"	10	
SSC77212	10-7/8"	13-3/4"	10	
SSC7720	13/16"	1-3/4"	10	200
SSC77188	9-3/8"	12-1/4"	10	100
SSC7716	13/16"	1-1/2"	10	200
SSC77152	7-1/8"	10"	10	100
SSC77128	5-5/8"	8-1/2"	10	100
SSC7712	11/16"	1-1/4"	10	200
SSC77104	4-1/8"	7"	10	200
SSC7710	9/16"	1-1/16"	10	200
SSC7708	1/2"	29/32"	10	200
SSC7706	7/16"	25/32"	10	200
Boxed **0.25" Carbon Steel Screw** **• 5/16" Wide Band**				
SSCX7705	5/16"	11/16"	10	160
SSCX7704	7/32"	5/8"	10	160

Part No.	Minimum Size	Maximum Size	Quantity L1	Quantity L2
Boxed **0.31" Yellow Dichromate Plated Carbon Steel Screw** **• 1/2" Wide Band**				
SSCX7796	3-5/8"	6-1/2"		10
SSCX7788	3-1/8"	6"		10
SSCX7780	2-1/2"	5-1/2"		10
SSCX7772	1-7/8"	5"		10
SSCX7764	3-9/16"	4-1/2"		10
SSCX7756	3-1/16"	4"		10
SSCX7752	2-13/16"	3-3/4"		10
SSCX7748	2-9/16"	3-1/2"		10
SSCX7744	2-5/16"	3-1/4"	10	80
SSCX7736	1-13/16"	2-3/4"	10	80
SSCX7728	1-5/16"	2-1/4"	10	160
SSCX7724	1-1/16"	2"	10	160
SSCX7720	13/16"	1-3/4"	10	160
SSCX7716	13/16"	1-1/2"	10	160
SSCX7712	11/16"	1-1/4"	10	160
SSCX7710	9/16"	1-1/16"	10	80
SSCX7706	7/16"	25/32"	10	80
Bulk **0.25" Carbon Steel Screw** **• 5/16" Wide Band**				
SSCB7705	5/16"	11/16"	200	
SSCB7704	7/32"	5/8"	200	
Bulk **0.31" Yellow Dichromate Plated Carbon Steel Screw** **• 1/2" Wide Band**				
SSCB7796	3-5/8"	6-1/2"	50	
SSCB7788	3-1/8"	6"	50	
SSCB7780	2-1/2"	5-1/2"	50	
SSCB7772	1-7/8"	5"	50	
SSCB7764	3-9/16"	4-1/2"	50	
SSCB7756	3-1/16"	4"	50	
SSCB7752	2-13/16"	3-3/4"	50	
SSCB7748	2-9/16"	3-1/2"	50	
SSCB7744	2-5/16"	3-1/4"	200	
SSCB7740	2-1/16"	3"	250	
SSCB7736	1-13/16"	2-3/4"	250	
SSCB7732	1-9/16"	2-1/2"	250	
SSCB7728	1-5/16"	2-1/4"	200	
SSCB7724	1-1/16"	2"	200	
SSCB77224	11-5/8"	14-1/2"	100	
SSCB77212	10-7/8"	13-3/4"	100	
SSCB7720	13/16"	1-3/4"	200	
SSCB77188	9-3/8"	12-1/4"	100	
SSCB7716	13/16"	1-1/2"	300	
SSCB77152	7-1/8"	10"	100	
SSCB77128	5-5/8"	8-1/2"	100	
SSCB7712	11/16"	1-1/4"	150	
SSCB77104	4-1/8"	7"	200	
SSCB7710	9/16"	1-1/16"	250	
SSCB7708	1/2"	29/32"	250	
SSCB7706	7/16"	25/32"	250	

BOSHART INDUSTRIES

ALL STAINLESS STEEL CLAMPS - SERIES 87

This series of marine grade clamps contains a high nickel content providing strong corrosion resistance and is suitable for outdoor use with no shielding. The screw has a high content of nickel and can be used where a non-magnetic material is required. The screw rod is resistant to atmospheric corrosion, many organic chemicals and a wide variety of inorganic chemicals.

- 300 Series Stainless Steel Band & Housing
- Must order L1 or L2 quantity

Pb NO LEAD <0.25% Pb by weighted avg.

Part No.	Minimum Size	Maximum Size	Quantity L1	Quantity L2
Individual • 0.25" 305 Series Stainless Steel Screw • 5/16" Wide Band				
SSC8704	7/32"	5/8"	10	200
SSC8705	5/16"	11/16"	10	200
Individual • 0.31" 305 Series Stainless Steel Screw • 1/2" Wide Band				
SSC8706	7/16"	25/32"	10	200
SSC8708	1/2"	29/32"	10	200
SSC8710	9/16"	1-1/16"	10	200
SSC8712	11/16"	1-1/4"	10	200
SSC8716	13/16"	1-1/2"	10	200
SSC8720	13/16"	1-3/4"	10	200
SSC8724	1-1/16"	2"	10	200
SSC8728	1-5/16"	2-1/4"	10	200
SSC8732	1-9/16"	2-1/2"	10	200
SSC8736	1-13/16"	2-3/4"	10	100
SSC8740	2-1/16"	3"	10	100
SSC8744	2-5/16"	3-1/4"	10	100
SSC8748	2-9/16"	3-1/2"	10	100
SSC8752	2-13/16"	3-3/4"	10	100
SSC8756	3-1/16"	4"	10	100
SSC8760	3-5/16"	4-1/4"	10	50
SSC8764	3-9/16"	4-1/2"	10	50
SSC8772	1-7/8"	5"	10	50
SSC8780	2-1/2"	5-1/2"	10	50
SSC8788	3-1/8"	6"	10	50
SSC8796	3-5/8"	6-1/2"	10	50
SSC87104	4-1/8"	7"	10	200
SSC87128	5-5/8"	8-1/2"	10	150
SSC87152	7-1/8"	10"	10	100
SSC87188	9-3/8"	12-1/4"	10	100
SSC87212	10-7/8"	13-3/4"	10	100
SSC87224	11-5/8"	14-1/2"	10	100
Boxed • 0.25" 305 Series Stainless Steel Screw • 5/16" Wide Band				
SSCX8704	7/32"	5/8"	10	160
SSCX8705	5/16"	11/16"	10	160
Boxed • 0.31" 305 Series Stainless Steel Screw • 1/2" Wide Band				
SSCX8706	7/16"	25/32"	10	80
SSCX8708	1/2"	29/32"	10	80
SSCX8710	9/16"	1-1/16"	10	80
SSCX8712	11/16"	1-1/4"	10	160
SSCX8716	13/16"	1-1/2"	10	160
SSCX8720	13/16"	1-3/4"	10	160
SSCX8724	1-1/16"	2"	10	160
SSCX8728	1-5/16"	2-1/4"	10	160
SSCX8732	1-9/16"	2-1/2"	10	80
SSCX8736	1-13/16"	2-3/4"	10	80
SSCX8740	2-1/16"	3"	10	80
SSCX8744	2-5/16"	3-1/4"	10	80
SSCX8748	2-9/16"	3-1/2"		10
SSCX8752	2-13/16"	3-3/4"		10
SSCX8756	3-1/16"	4"		10
SSCX8760	3-5/16"	4-1/4"		10
SSCX8764	3-9/16"	4-1/2"		10
SSCX8772	1-7/8"	5"		10
SSCX8780	2-1/2"	5-1/2"		10
SSCX8788	3-1/8"	6"		10
SSCX8796	3-5/8"	6-1/2"		10
SSCX87104	4-1/8"	7"	5	
Bulk • 0.25" 305 Series Stainless Steel Screw • 5/16" Wide Band				
SSCB8704	7/32"	5/8"	200	
SSCB8705	5/16"	11/16"	200	
Bulk • 0.31" 305 Series Stainless Steel Screw • 1/2" Wide Band				
SSCB8706	7/16"	25/32"	250	
SSCB8708	1/2"	29/32"	250	
SSCB8710	9/16"	1-1/16"	250	
SSCB8712	11/16"	1-1/4"	200	
SSCB8716	13/16"	1-1/2"	200	
SSCB8720	13/16"	1-3/4"	200	
SSCB8724	1-1/16"	2"	200	
SSCB8728	1-5/16"	2-1/4"	200	
SSCB8732	1-9/16"	2-1/2"	250	
SSCB8736	1-13/16"	2-3/4"	250	
SSCB8740	2-1/16"	3"	250	
SSCB8744	2-5/16"	3-1/4"	200	
SSCB8748	2-9/16"	3-1/2"	50	
SSCB8752	2-13/16"	3-3/4"	50	
SSCB8756	3-1/16"	4"	50	
SSCB8760	3-5/16"	4-1/4"	50	
SSCB8764	3-9/16"	4-1/2"	50	
SSCB8772	1-7/8"	5"	50	
SSCB8780	2-1/2"	5-1/2"	50	
SSCB8788	3-1/8"	6"	50	
SSCB8796	3-5/8"	6-1/2"	50	
SSCB87104	4-1/8"	7"	200	
SSCB87128	5-5/8"	8-1/2"	100	
SSCB87152	7-1/8"	10"	100	
SSCB87188	9-3/8"	12-1/4"	100	
SSCB87212	10-7/8"	13-3/4"	100	
SSCB87224	11-5/8"	14-1/2"	100	

BOSHART INDUSTRIES

FLEXIBLE COUPLINGS

Flexible couplings are for joining dissimilar pipe materials and/or sizes in utility, municipal and plumbing applications, including sewer, drain, waste and vent (DWV) piping applications. Couplings fit over the ends of plain-end or spigot pipe to form a positive seal against infiltration and exfiltration in non-pressure environments. Excellent dimensional flexibility with a tolerance range of approximately ± 5% nominal diameter which allows the coupling to flex with normal earth movement and ensures leak proof seals.

NO LEAD <0.25% Pb by weighted avg.

- Couplings are marked with both size and pipe materials for easy identification and installation
- Clamps tighten easily with slotted screwdriver

Temperature Range: Up to 140°F (60°C), Maximum Pressure: Test: 4.3 PSI

Primary Material: Flexible Elastomeric PVC,

- Material Specifications
  - ASTM C564 Rubber Gaskets
  - ANSI/SAE J-1670 Clamps
- ASTM C1173 Flexible Transition Couplings
- CSA B602 Mechanical Couplings for Drain, Waste, and Vent & Sewer Pipe

Part No.	Size	Quantity L1	Quantity L2
Clay Industry Number: 1001 / 01			
FRC01-40	4"	60	
FRC01-5040	5" x 4"	10	
FRC01-6040	6" x 4"	20	
FRC01-6050	6" x 5"	20	
FRC01-60	6"	20	
Clay x C.I./Plastic Industry Number: 1002 / 02			
FRC02-4030	4" x 3"	60	
FRC02-40 *	4"	18	720
FRC02-6040	6" x 4"	20	
FRC02-60 *	6"	6	
FRC02-8060	8" x 6"	10	
FRC02-10080	10" x 8"	5	
FRC02-120100	12" x 10"	5	
Concrete Industry Number: 1004 / 04			
FRC04-40	4"	20	
FRC04-60	6"	10	
FRC04-80	8"	10	
FRC04-100	10"	5	
FRC04-120	12"	5	
Concrete x C.I./Plastic Industry Number: 1006 / 06			
FRC06-40	4"	30	
FRC06-6040	6" x 4"	10	
FRC06-60	6"	20	
Asbestos/D.I. x C.I./Plastic Industry Number: 1051 / 51			
FRC51-40	4"	25	
FRC51-60	6"	20	
FRC51-6040	6" x 4"	36	
FRC51-6050	6" x 5"	10	

Part No.	Size	Quantity L1	Quantity L2
C.I./Plastic Industry Number: 1056 / 56			
FRC56-10	1"	100	
FRC56-12	1-1/4"	100	
FRC56-1512	1-1/2" x 1-1/4"	100	
FRC56-15 *	1-1/2"	24	2400
FRC56-2015 *	2" x 1-1/2"	18	1440
FRC56-20 *	2"	18	900
FRC56-3015	3" x 1-1/2"	80	
FRC56-3020 *	3" x 2"	24	960
FRC56-30 *	3"	15	840
FRC56-4015	4" x 1-1/2"	50	
FRC56-4020	4" x 2"	60	
FRC56-4030 *	4" x 3"	15	960
FRC56-40 *	4"	24	960
FRC56-5040	5" x 4"	30	
FRC56-50	5"	30	
FRC56-6040 *	6" x 4"	9	360
FRC56-6050	6" x 5"	20	
FRC56-60 *	6"	6	240
FRC56-8040	8" x 4"	10	
FRC56-8060	8" x 6"	10	
FRC56-80	8"	10	
FRC56-10080	10" x 8"	8	
FRC56-100	10"	4	
FRC56-120	12"	2	
C.I./Plastic x C.I./Plastic - Eccentric Bottom Industry Number: 1056 / 56			
FRC56-6040E	6" x 4"	10	

* PROUDLY MANUFACTURED BY: BOSHART INDUSTRIES

BOSHART INDUSTRIES

FLEXIBLE END CAPS, ELBOWS AND TEES

Flexible end caps, elbows and tees are easy to install and fit pipe in drain, waste and vent plumbing applications.
• Clamps tighten easily with slotted screwdriver
Temperature Range: Up to 140°F (60°C), Maximum Pressure: Test: 4.3 PSI
• Material Specifications
- ASTM C564 Rubber Gaskets
- ANSI/SAE J-1670 Clamps
• IAPMO PS90 Elastromeric Test Caps & Shielded Couplings
• IAPMO IGC198 Elastomeric Elbows and Tees
• CSA B602 Mechanical Couplings for Drain, Waste, and Vent & Sewer Pipe

Cap - C.I./Plastic
These terminate pipe ends and cleanouts. The convex face will withstand greater pressure for testing and minimize ballooning.

Part No.	Size	Quantity L1	Quantity L2
FREC-15 *	1-1/2"	24	960
FREC-20 *	2"	24	600
FREC-30 *	3"	24	720
FREC-40 *	4"	24	960
FREC-60	6"	40	

Cap with Hose Bibb - C.I./Plastic
These allow for filling, pressurizing and easy drainage of water in system testing.

Part No.	Size	Quantity L1	Quantity L2
FRTC-15 *	1-1/2"	12	
FRTC-20 *	2"	12	
FRTC-30 *	3"	12	
FRTC-40 *	4"	12	

90° Elbow - C.I./Plastic
These are to be used above ground. They install easily in confined spaces and will fit repair jobs where a fitting has been cut out.

Part No.	Size	Quantity L1	Quantity L2
FRQE-15	1-1/2"	50	
FRQE-20	2"	20	
FRQE-30	3"	20	
FRQE-40	4"	6	

Tee - C.I./Plastic
These are to be used above ground. They install easily in confined spaces and will fit repair jobs where a fitting has been cut out.

Part No.	Size	Quantity L1	Quantity L2
FRQT-15	1-1/2"	50	
FRQT-20	2"	20	
FRQT-30	3"	20	
FRQT-40	4"	6	

*

BOSHART INDUSTRIES

FLEXIBLE PLUMBING CONNECTORS

Flexible plumbing connectors offer a quick and economical solution for 1-1/4" or 1-1/2" metal or plastic tubular drain, waste and vent (DWV) piping connections. They can be used to extend, repair or adapt tubular drain pipe to common household drain, waste and vent pipe.

Drain and Trap Connector - C.I./Plastic x Tubular

Part No.	Size	Quantity L1	Quantity L2
FRQDTC-15	1-1/2" x 1-1/2" or 1-1/4"	100	
FRQDTC-20	2" x 1-1/4" or 1-1/2"	100	

Dishwasher Drain Connector

Part No.	Size	Quantity L1	Quantity L2
FRQDWC-10	1" x 1/2"	80	

Coupling - Tubular

Part No.	Size	Quantity L1	Quantity L2
FRQTC-15	1-1/2" or 1-1/4"	100	

Flexible Trap - Tubular

Part No.	Size	Quantity L1	Quantity L2
FRQTR-15	1-1/2" or 1-1/4"	30	

Washing Machine Hose Connector - C.I./Plastic

Part No.	Size	Quantity L1	Quantity L2
FRQWMC-2015	2" or 1-1/2"	160	

NO HUB "MJ" MECHANICAL JOINT COUPLINGS

Shielded couplings for joining hubless cast iron pipe and fittings in drain, waste and vent (DWV) piping applications.

- 300 Series Stainless Steel Clamps & Shield
- 1-1/2" to 4" 2 clamps, 5" & 6" have 4 clamps

Temperature Range: Up to 140°F (60°C), Maximum Pressure: Test: 4.3 PSI

- Material Specifications
  - ASTM C564 Rubber Gaskets
- ASTM C1277 Shielded Couplings
- CSA B602 Mechanical Couplings for Drain, Waste, and Vent & Sewer Pipe

Part No.	Size	Quantity L1	Quantity L2
C.I./Plastic			
NHC-15	1-1/2"	100	
NHC-20	2"	100	
NHC-2015	2" x 1-1/2"	100	
NHC-30	3"	100	
NHC-40	4"	100	
NHC-50	5"	30	
NHC-60	6"	30	

BOSHART INDUSTRIES

SHIELDED TRANSITION COUPLINGS

Shielded couplings for joining dissimilar cast iron, copper, plastic and steel pipe and fittings in drain, waste and vent (DWV) piping applications.

• 300 Series Stainless Steel Clamps & Shield

Temperature Range: Up to 140°F (60°C), Maximum Pressure: Test: 4.3 PSI

• Material Specifications

- ASTM C564 Rubber Gaskets

• ASTM C1277 Shielded Couplings

• CSA B602 Mechanical Couplings for Drain, Waste, and Vent & Sewer Pipe

Part No.	Size	Quantity L1	Quantity L2
C.I./Plastic x Copper or Plastic			
SC01-1512	1-1/2" x 1-1/4" or 1"	100	
SC01-15	1-1/2" x 1-1/2" or 1-1/4"	100	
SC01-2015	2" x 1-1/2" or 1-1/4"	100	
C.I./Plastic x Copper			
SC01-20	2"	100	
SC01-30	3"	100	

Part No.	Size	Quantity L1	Quantity L2
CxC x CxC or Plastic			
SC03-15	1-1/2" x 1-1/2" or 1-1/4"	100	
SC03-2015	2" x 1-1/2" or 1-1/4"	100	
CxC			
SC03-20	2"	100	
SC03-30	3"	100	

SECTION 5

FILTRATION

Housings, kits, and cartridges for both taste & odor and sediment applications

INDEX

Product Line	Page
Filter Housing Kits	1
Filter Housing Kit Replacement Parts	2
Silicone Lubricant	2
Giant Filter Housings	3
Giant Filter Housing Replacement Parts	3
Giant Filter Housing Kits	4
Giant Filter Housing Kit Replacement Parts	4
Pleated Polyester Cartridges	5
Spun Polypropylene Cartridges	6
String Wound Polypropylene Cartridges	7
High Temp String Wound Cotton Cartridges	8
High Temp String Wound Natural Cotton Cartridges	8
Carbon Block Cartridges	9
Carbon Briquette 'Cyst Removal' Cartridges	9
Granular Activated Carbon Cartridges	10
Powder Activated Carbon Wrap Cartridges	10
Icemaker / In-line Taste & Odour Filters	11
Sediment Filter & Separator Housings	11
Sediment Filter & Separator Housing Kits	11
316 Stainless Steel Mesh Elements	14
Sediment Filter & Separator Replacement Parts	15

BOSHART INDUSTRIES

FILTER HOUSING KITS

Boshart's filter housings are great for agriculture, water well, point of use, greenhouse/ drip irrigation, whole house residential and recreational vehicle applications. They have a threaded inlet and outlet with a relief button on the inlet side. These housings fit industry standard filter cartridges (not included). The filter heads have mounting bosses molded in for installation with a mounting bracket. Each unit comes with the housing, o-rings, filter bowl wrench, and a mounting bracket with hardware.

• Threads conform to ANSI/ASME B1.20.1

NO LEAD <0.25% Pb by weighted avg.

	Part No.	Bowl Length	Inlet & Outlet Size	Quantity L1	Quantity L2
	Standard, Bowl Color: Blue, Temperature Range: 39°F to 125°F (4°C to 52°C), Maximum Pressure: 125 PSI • If the working pressure is consistently over 60 PSI a pressure regulator valve is recommended to extend the life span of the bowl • Head is polypropylene, blue bowl is polypropylene				
	14FHK-SB-0503	5"	3/8" FPT	15	
	14FHK-SB-1007	10"	3/4" FPT	12	
	14FHK-SB-2007	20"	3/4" FPT	8	
	Standard, Bowl Color: Clear, Temperature Range: 39°F to 125°F (4°C to 52°C), Maximum Pressure: 125 PSI • If the working pressure is consistently over 60 PSI a pressure regulator valve is recommended to extend the life span of the bowl • Head is polypropylene, clear bowl is styrene-acrylonitrile				
	14FHK-SC-1007	10"	3/4" FPT	12	
	14FHK-SC-2007	20"	3/4" FPT	8	
	Standard with Stainless Steel Inserts, Bowl Color: Clear, Temperature Range: 39°F to 125°F (4°C to 52°C), Maximum Pressure: 125 PSI • If the working pressure is consistently over 60 PSI a pressure regulator valve is recommended to extend the life span of the bowl • Head is polypropylene, clear bowl is styrene-acrylonitrile				
	14FHK-SC-1007SS	10"	3/4" FPT	12	
	Standard Slim, Bowl Color: Blue, Temperature Range: 39°F to 125°F (4°C to 52°C), Maximum Pressure: 125 PSI • If the working pressure is consistently over 60 PSI a pressure regulator valve is recommended to extend the life span of the bowl • Head is polypropylene, blue bowl is polypropylene				
	14FHK-SLB-1007	10"	3/4" FPT	15	
	14FHK-SLB-2007	20"	3/4" FPT	8	
	Standard Slim, Bowl Color: Clear, Temperature Range: 39°F to 125°F (4°C to 52°C), Maximum Pressure: 125 PSI • If the working pressure is consistently over 60 PSI a pressure regulator valve is recommended to extend the life span of the bowl • Head is polypropylene, clear bowl is styrene-acrylonitrile				
	14FHK-SLC-1007	10"	3/4" FPT	15	
	14FHK-SLC-2007	20"	3/4" FPT	8	
	High Temperature, Bowl Color: Red, Temperature Range: 39°F to 165°F (4°C to 74°C), Maximum Pressure: 125 PSI				
	14FHK-HTR-1007	10"	3/4" FPT	12	
	Extreme Temperature / Pressure, Bowl Color: Stainless Steel, Temperature Range: Up to 300°F (149°C), Maximum Pressure: 300 PSI				
	14HK-SS10-07	10"	3/4" FPT	12	
	14HK-SS20-07	20"	3/4" FPT	6	

FILTRATION

BOSHART INDUSTRIES

FILTER HOUSING KIT REPLACEMENT PARTS

Replacement parts for the filter housing kits.

Part No.	Size	Description	Quantity L1	Quantity L2
Filter Head				
14FHPT-SLH-07		For slim housing - 3/4" NPT	30	
14FHPT-SH-07		For standard housing - 3/4" NPT	24	
14FHPT-SH-03		For standard housing - 3/8" NPT	30	
14FHPT-HT-07		For red high temperature housing	24	

Filter Bowl				
14FHPT-SLB-20C		For slim housing - 20" Clear	8	
14FHPT-SLB-20B		For slim housing - 20" Blue	8	
14FHPT-SLB-10C		For slim housing - 10" Clear	12	
14FHPT-SLB-10B		For slim housing - 10" Blue	12	
14FHPT-SB-20C		For standard housing - 20" Clear	8	
14FHPT-SB-20B		For standard housing - 20" Blue	8	
14FHPT-SB-10C		For standard housing - 10" Clear	12	
14FHPT-SB-10B		For standard housing - 10" Blue	12	
14FHPT-SB-05B		For standard housing - 5" Blue	15	
14FHPT-HT-10R		For high temperature housing - 10" Red	12	

Filter Wrench				
14FHPT-SLFW		For slim housing	50	
14FHPT-SFW		For standard & red high temperature housing	50	
14A-FWSS-03		For stainless steel housing		

O-Ring Kit				
RP-14FH-SLORK-V204		For slim housing	100	
14FHPT-SOR		For standard houing - 10" & 20" bowls	100	
14FHPT-SLOR-5		For standard housing - 5" bowl	100	
14FHPT-HTOR		For red high temperature housing	100	
14A-ORSS-03		For stainless steel housing		

Mounting Bracket Kit				
14FHPT-SMB		For standard housing	50	
14FHPT-SLMB		For slim housing	50	
14A-MBSS-03		For stainless steel housing		

Gasket Seal				
14A-TGSS-03		For stainless steel housing	100	

Silicone O-Ring Lubricant				
OR-LUBE	8 Fluid Ounces (237 ml)	Silicone O-Ring Lubricant		

FILTRATION

Contact your sales rep for any further information

Toll Free: 1-800-561-3164

boshart.com

STAINLESS STEEL GIANT FILTER HOUSING KITS

Bosharts GSS Series Filter Housing Kits are designed for versatile use across a wide range of industries, including food and beverage, water treatment, pharmaceuticals, oil and gas, appliances, wastewater, and irrigation. They are ideal for high-temperature, high-pressure, and chemical applications where plastic housings may not be suitable. Suitable for residential, industrial, commercial, and agricultural sectors, these kits also provide excellent performance in high-flow and specialized applications, such as glycol filtration.

Part No.	Bowl Length	Inlet & Outlet Size	Quantity L1	Quantity L2
Giant, Bowl Color: Stainless Steel, Temperature Range: 275_temp_range, Maximum Pressure: 250 PSI				
14FHK-GSS-2015	20"	1-1/2" FPT		
14FHK-GSS-1010	10"	1" FPT		

STAINLESS STEEL GIANT HOUSING FILTER REPLACEMENT PARTS

Replacement parts for the Stainless Steel Giant Filter Housing

Part No.	Description	Quantity L1	Quantity L2
Filter Wrench			
14FHPT-GSSFW	Filter Wrench		

Mounting Bracket			
14FHPT-GSSMB	Giant Filter Mounting Bracket		

Replacement Seal Kit			
14FHPT-GSSRSK			

FILTRATION

BOSHART INDUSTRIES

GIANT FILTER HOUSING KITS

Boshart's filter housings are great for agriculture, water well, point of use, greenhouse/ drip irrigation, whole house residential and recreational vehicle applications. They have a threaded inlet and outlet with a relief button on the inlet side. These housings fit industry standard filter cartridges (not included). The filter heads have mounting bosses molded in for installation with a mounting bracket. Each unit comes with the housing, o-rings, filter bowl wrench, and a mounting bracket with hardware.

NO LEAD <0.25% Pb by weighted avg.

- Head is polypropylene, bowl is polypropylene
- Threads conform to ANSI/ASME B1.20.1

Part No.	Bowl Length	Inlet & Outlet Size	Quantity L1	Quantity L2
Giant, Bowl Color: Blue, Temperature Range: 39°F to 100°F (4°C to 38°C), Maximum Pressure: 90 PSI				
14FHK-GB-1007	10"	3/4" FPT	6	
14FHK-GB-1010	10"	1" FPT	6	
14FHK-GB-1015	10"	1-1/2" FPT	6	
Giant, Bowl Color: Clear, Temperature Range: 39°F to 100°F (4°C to 38°C), Maximum Pressure: 90 PSI				
14FHK-GC-1007	10"	3/4" FPT	6	
14FHK-GC-1010	10"	1" FPT	6	
14FHK-GC-1015	10"	1-1/2" FPT	6	
Giant, Bowl Color: Blue, Temperature Range: 39°F to 100°F (4°C to 38°C), Maximum Pressure: 90 PSI				
14FHK-GB-2007	20"	3/4" FPT	6	
14FHK-GB-2010	20"	1" FPT	6	
14FHK-GB-2015	20"	1-1/2" FPT	6	
Giant, Bowl Color: Clear, Temperature Range: 39°F to 100°F (4°C to 38°C), Maximum Pressure: 90 PSI				
14FHK-GC-2010	20"	1" FPT	6	
14FHK-GC-2015	20"	1-1/2" FPT	6	

FILTRATION

GIANT FILTER HOUSING KIT REPLACEMENT PARTS

Replacement parts for the giant filter housing kits.

Part No.	Description	Quantity L1	Quantity L2
Filter Head			
14FHPT-GH-07	For giant housing - 3/4" NPT	15	
14FHPT-GH-10	For giant housing - 1" NPT	15	
14FHPT-GH-15	For giant housing - 1-1/2" NPT	15	
Filter Bowl			
14FHPT-GB-10B	For giant housing - 10" Blue	6	
14FHPT-GB-10C	For giant housing - 10" Clear	6	
14FHPT-GB-20B	For giant housing - 20" Blue	6	
14FHPT-GB-20C	For giant housing - 20" Clear	6	
Filter Wrench			
14FHPT-GFW	For giant housing	50	
O-Ring Kit			
14FHPT-GOR	For giant housing	100	
Mounting Bracket Kit			
14FHPT-GMB	For giant housing - with hardware	10	

Contact your sales rep for any further information

Toll Free: 1-800-561-3164

boshart.com

PLEATED POLYESTER CARTRIDGES

Boshart's polyester pleated filters are suited for a variety of uses and can be used in residential, commercial and industrial applications. The non-woven polyester filter media is pleated around a polypropylene core for added strength and stability. The pleated surface area provides greater sediment and dirt holding capacity while maintaining flow rate and reducing initial pressure drop. These cartridges can be cleaned and reused in most applications and micron ratings.
The flow rates listed are based on their maximum efficiency. They can be used with flow rates above what is listed but will not filter as effectively.
Temperature Range: 40°F to 125°F (4°C to 52°C), Filter Media: Polyester

NO LEAD <0.25% Pb by weighted avg.

List Price Effective: September 16, 2022

Part No.	Flow Rate	Micron Rating	Pressure Drop @ Flow Rate	Quantity L1	Quantity L2	List Price - A
2-1/2" x 9-7/8", Individual						
14-PPE1-50	Up to: 9.2 GPM	50	1 PSI @ 10 GPM	50		$ 12.88
14-PPE1-20	Up to: 9.2 GPM	20	1 PSI @ 10 GPM	50		$ 12.88
14-PPE1-10	Up to: 9.2 GPM	10	1 PSI @ 10 GPM	50		$ 12.88
14-PPE1-05	Up to: 9.2 GPM	5	1 PSI @ 10 GPM	50		$ 12.88
14-PPE1-01	Up to: 9.2 GPM	1	1 PSI @ 10 GPM	50		$ 12.88
2-1/2" x 9-7/8", 2 Pack						
14-PPE1-20-2PK	Up to: 9.2 GPM	20	1 PSI @ 10 GPM	24		$ 24.96
14-PPE1-05-2PK	Up to: 9.2 GPM	5	1 PSI @ 10 GPM	24		$ 24.96
2-1/2" x 20", Individual						
14-PPE2-20	Up to: 9.2 GPM	20	1 PSI @ 10 GPM	25		$ 25.36
14-PPE2-05	Up to: 9.2 GPM	5	1 PSI @ 10 GPM	25		$ 25.36
4-1/2" x 9-3/4", Individual						
14-GPPE1-50	Up to: 9.2 GPM	50	1 PSI @ 10 GPM	20		$ 26.88
14-GPPE1-20	Up to: 9.2 GPM	20	1 PSI @ 10 GPM	20		$ 26.88
14-GPPE1-10	Up to: 9.2 GPM	10	1 PSI @ 10 GPM			$ 26.88
14-GPPE1-05	Up to: 9.2 GPM	5	1 PSI @ 10 GPM	20		$ 26.88
14-GPPE1-01	Up to: 9.2 GPM	1	1 PSI @ 10 GPM	20		$ 26.88
4-1/2" x 20", Individual						
14-GPPE2-50	Up to: 9.2 GPM	50	1 PSI @ 20 GPM	10		$ 53.38
14-GPPE2-20	Up to: 9.2 GPM	20	1 PSI @ 20 GPM	10		$ 53.38
14-GPPE2-05	Up to: 9.2 GPM	5	1 PSI @ 20 GPM	10		$ 53.38
14-GPPE2-01	Up to: 9.2 GPM	1	1 PSI @ 20 GPM	10		$ 53.38

BOSHART INDUSTRIES

SPUN POLYPROPYLENE CARTRIDGES

Boshart's spun filter cartridges are manufactured with melt blown technology into a multi-layer structure to provide superior filter efficiency, reduced pressure drop and increased cartridge life. The standard specification meets most of the housings in the market. Gradient four layer (outside-in), varied micron rate filter structure to capture particles effectively and prolong cartridge life. Cartridge can achieve up to two times that of the double layers. Spun filters consist of 100% high purity polypropylene which is surfactant free, binder free and adhesive free. They have good chemical resistance and is not prone to bacterial attack. The flow rates listed are based on their maximum efficiency. They can be used with flow rates above what is listed but will not filter as effectively.

NO LEAD <0.25% Pb by weighted avg.

• NSF/ANSI Standard 372 & 42

Temperature Range: Up to 125°F (52°C), Filter Media: Polypropylene

Part No.	Flow Rate	Micron Rating	Pressure Drop @ Flow Rate	Quantity L1	Quantity L2
2-1/2" x 9-7/8", Individual					
14-SP1-01	Up to: 5.3 GPM	1	1 PSI @ 3 GPM	20	
14-SP1-05	Up to: 5.3 GPM	5	1 PSI @ 5 GPM	20	
14-SP1-10	Up to: 5.3 GPM	10	1 PSI @ 10 GPM	20	
14-SP1-25	Up to: 5.3 GPM	25	1 PSI @ 12 GPM	20	
14-SP1-50	Up to: 5.3 GPM	50	1 PSI @ 17 GPM	20	
2-1/2" x 9-7/8", 2 Pack					
14-SP1-05-2PK	Up to: 5.3 GPM	5	1 PSI @ 5 GPM	10	
14-SP1-25-2PK	Up to: 5.3 GPM	25	1 PSI @ 12 GPM	10	
2-1/2" x 20", Individual					
14-SP2-01	Up to: 5.3 GPM	1	1 PSI @ 6 GPM	20	
14-SP2-05	Up to: 5.3 GPM	5	1 PSI @ 10 GPM	20	
14-SP2-10	Up to: 5.3 GPM	10	1 PSI @ 20 GPM	20	
14-SP2-25	Up to: 5.3 GPM	25	1 PSI @ 30 GPM	20	
14-SP2-50	Up to: 5.3 GPM	50	1 PSI @ 35 GPM	20	
4-1/2" x 10", Individual					
14-GSP1-01	Up to: 10.6 GPM	1	1 PSI @ 10 GPM	8	
14-GSP1-05	Up to: 10.6 GPM	5	1 PSI @ 15 GPM	8	
14-GSP1-10	Up to: 10.6 GPM	10	1 PSI @ 20 GPM	8	
14-GSP1-25	Up to: 10.6 GPM	25	1 PSI @ 25 GPM	8	
4-1/2" x 20", Individual					
14-GSP2-01	Up to: 10.6 GPM	1	1 PSI @ 15 GPM	8	
14-GSP2-05	Up to: 10.6 GPM	5	1 PSI @ 25 GPM	8	
14-GSP2-10	Up to: 10.6 GPM	10	1 PSI @ 30 GPM	8	
14-GSP2-25	Up to: 10.6 GPM	25	1 PSI @ 35 GPM	8	

BOSHART INDUSTRIES

STRING WOUND POLYPROPYLENE CARTRIDGES

Boshart's string wound cartridges are for a wide range of filtering applications and are manufactured from FDA grade polypropylene. These cartridges are very suitable for potable water filtration. Ideal for removing very fine sediment right through to very coarse sediment, at ambient temperatures. The cartridges are made by diagonally winding a precise pattern of carefully selected fibers on a center core. The pattern is designed to create hundreds of identical, tapered, spiral passageways. During the winding, fibers are combed across the passage and locked in place by succeeding layers. Solid particles are removed by entrapment in this highly efficient filter media. Filtration takes place throughout the entire cartridge, not just on the surface, so large amounts of contaminant are trapped without a sudden rise in pressure caused by surface blinding. By varying the wind pattern, cartridges are fabricated to give a pre-determined micron rating.

NO LEAD <0.25% Pb by weighted avg.

• NSF/ANSI Standard 372 & 42

Temperature Range: Up to 120°F (49°C), Filter Media: Polypropylene

Part No.	Micron Rating	Pressure Drop @ Flow Rate	Quantity L1	Quantity L2
2-1/2" x 9-7/8", Individual				
14-SWP1-01	1	1 PSI @ 3 GPM	30	
14-SWP1-05	5	1 PSI @ 5 GPM	30	
14-SWP1-10	10	1 PSI @ 10 GPM	30	
14-SWP1-25	25	1 PSI @ 15 GPM	30	
14-SWP1-50	50	1 PSI @ 20 GPM	30	
2-1/2" x 9-7/8", 2 Pack				
14-SWP1-05-2PK	5	1 PSI @ 5 GPM	14	
14-SWP1-25-2PK	25	1 PSI @ 15 GPM	14	
2-1/2" x 20", Individual				
14-SWP2-01	1	1 PSI @ 6 GPM	15	
14-SWP2-05	5	1 PSI @ 10 GPM	15	
14-SWP2-10	10	1 PSI @ 20 GPM	15	
14-SWP2-25	25	1 PSI @ 30 GPM	15	
14-SWP2-50	50	1 PSI @ 50 GPM	15	
4-1/2" x 10", Individual				
14-GSWP1-01	1	1 PSI @ 8 GPM	8	
14-GSWP1-05	5	1 PSI @ 15 GPM	8	
14-GSWP1-10	10	1 PSI @ 20 GPM	8	
14-GSWP1-25	25	1 PSI @ 25 GPM	8	
14-GSWP1-50	50	1 PSI @ 35 GPM	8	
4-1/2" x 20", Individual				
14-GSWP2-01	1	1 PSI @ 16 GPM	4	
14-GSWP2-05	5	1 PSI @ 30 GPM	4	
14-GSWP2-10	10	1 PSI @ 40 GPM	4	
14-GSWP2-25	25	1 PSI @ 50 GPM	4	
14-GSWP2-50	50	1 PSI @ 65 GPM	4	

BOSHART INDUSTRIES

HIGH TEMP STRING WOUND COTTON CARTRIDGES

These high temperature cartridges are suitable for a wide range of filtering applications including potable water. They are for removing very fine sediment right through to very coarse sediment.
• FDA approved
• NSF/ANSI Standard 372
Temperature Range: Up to 300°F (149°C), Filter Media: Cotton

NO LEAD <0.25% Pb by weighted avg.

Part No.	Micron Rating	Pressure Drop @ Flow Rate	Quantity L1	Quantity L2
2-1/2" x 9-7/8", Individual				
14-SWBC1-05	5	1 PSI @ 5 GPM	30	
14-SWBC1-10	10	1 PSI @ 10 GPM	30	
14-SWBC1-50	50	1 PSI @ 50 GPM	30	
2-1/2" x 20", Individual				
14-SWBC2-05	5	1 PSI @ 10 GPM	15	
14-SWBC2-10	10	1 PSI @ 20 GPM	15	
4-1/2" x 10", Individual				
14-GSWBC1-05	5	1 PSI @ 12 GPM	8	
14-GSWBC1-10	10	1 PSI @ 13 GPM	8	
4-1/2" x 20", Individual				
14-GSWBC2-05	5	1 PSI @ 22 GPM	4	
14-GSWBC2-10	10	1 PSI @ 24 GPM	4	

HIGH TEMP STRING WOUND NATURAL COTTON CARTRIDGES

These high temperature cartridges are suitable for a wide range of filtering applications including potable water. They are for removing very fine sediment right through to very coarse sediment.
• NSF/ANSI Standard 372
Temperature Range: Up to 300°F (149°C), Filter Media: Natural Cotton

NO LEAD <0.25% Pb by weighted avg.

Part No.	Micron Rating	Pressure Drop @ Flow Rate	Quantity L1	Quantity L2
2-1/2" x 9-7/8", Individual				
14-SWNC1-05	5	1 PSI @ 5 GPM	30	
14-SWNC1-10	10	1 PSI @ 10 GPM	30	
14-SWNC1-20	20	1 PSI @ 20 GPM	30	
14-SWNC1-25	25	1 PSI @ 25 GPM	30	
14-SWNC1-50	50	1 PSI @ 50 GPM	30	
2-1/2" x 20", Individual				
14-SWNC2-05	5	1 PSI @ 10 GPM	15	
14-SWNC2-10	10	1 PSI @ 20 GPM	15	

BOSHART INDUSTRIES

CARBON BLOCK CARTRIDGES

Carbon block cartridges are ideal for point-of-use (POU) and Reverse Osmosis applications. These cartridges can be used in a wide range of applications such as residential, food service, commercial, and industrial. The carbon block series cartridges are great for displacing traditional granular activated carbon and powdered activated carbon filters in application where high chlorine reduction is needed. They are manufactured with high purity activated carbon and provide an exceptional cost-to-performance value. These cartridges have high chlorine reduction, great dirt-holding capacity, and greatly reduced carbon fines.

NO LEAD <0.25% Pb by weighted avg.

• NSF/ANSI Standard 372 & 42

Temperature Range: 40°F to 110°F (4°C to 43°C), Filter Media: Carbon

Part No.	Chlorine Capacity	Micron Rating	Pressure Drop @ Flow Rate	Quantity L1	Quantity L2
2-1/2" x 4-7/8", Individual					
14-CB478-05	2,112 @ 1.0 GPM	5	2 PSI @ 1 GPM	50	
2-1/2" x 9-7/8", Individual					
14-CB1-05	3,696 @ 1.0 GPM	5	2 PSI @ 1 GPM	20	
14-CB1-10	3,696 @ 1.0 GPM	10	2 PSI @ 1 GPM	20	
2-1/2" x 20", Individual					
14-CB2-05	5,808 @ 1.0 GPM	5	1 PSI @ 1 GPM	12	
14-CB2-10	5,808 @ 1.0 GPM	10	1 PSI @ 1 GPM	12	
4-1/2" x 9-7/8", Individual					
14-GCB1-10	10,560 @ 3.0 GPM	10	4 PSI @ 3 GPM	12	
4-1/2" x 20", Individual					
14-GCB2-10	21,648 @ 5.0 GPM	10	4 PSI @ 5 GPM	6	

CARBON BRIQUETTE 'CYST REMOVAL' CARTRIDGES

Boshart's carbon briquette cyst removal cartridges are designed for highly effective filtration of water for certain volatile organic chemicals such as toluene and xylene. They are effective for pesticides, chlorine, taste and odour and sediment reduction down to 0.5 micron, making them an excellent polishing filter or pre-filter in applications that require fine filtration. These cartridges are excellent at reducing 99.9% of giardia and cryptosporidium cysts from potable drinking water making them ideal for potable water filtration and many industrial, commercial and food service applications. Carbon briquette cyst removal cartridges are designed as a polishing filter, they are recommended to be installed in conjunction with a pre-filter to remove sediment.

NO LEAD <0.25% Pb by weighted avg.

Removal of sediment prior to contact with a finishing cartridge prevents the finishing cartridge from plugging prematurely due to sediment entrapment long before the maximum utilization of the carbon has been achieved

• NSF/ANSI Standard 372 & 42

Temperature Range: 40°F to 180°F (4°C to 82°C), Filter Media: Carbon

Part No.	Chlorine Capacity	Flow Rate	Micron Rating	Pressure Drop @ Flow Rate	Quantity L1	Quantity L2
2-3/4" x 9-3/4", Individual						
14-CCR1-0.5	20,000 Gal. @ 1.0 GPM	1 GPM	0.5	1.3 PSI @ 1 GPM	12	
2-3/4" x 20", Individual						
14-CCR2-0.5	45,000 Gal. @ 2.3 GPM	1-2.3 GPM	0.5	3 PSI @ 2 GPM	12	
4-1/2" x 10", Individual						
14-GCCR1-0.5	50,000 Gal. @ 2.0 GPM	1-2 GPM	0.5	7 PSI @ 4 GPM	4	
4-1/2" x 20", Individual						
14-GCCR2-0.5	150,000 Gal. @ 7.0 GPM	1-7 GPM	0.5	8.5 PSI @ 4 GPM	4	

BOSHART INDUSTRIES

GRANULAR ACTIVATED CARBON CARTRIDGES

Boshart's granular activated carbon cartridges are designed to remove unpleasant tastes and odours to produce better tasting water. They have a low pressure drop, durable physical strength and steady flow to achieve reliable performance. Suitable for reverse osmosis system or water dispensing system in residential, commercial and industrial applications.
• NSF/ANSI Standard 372
Temperature Range: Up to 130°F (55°C), Filter Media: Carbon

NO LEAD <0.25% Pb by weighted avg.

Part No.	Micron Rating	Quantity L1	Quantity L2
2-1/2" x 9-7/8", Individual			
14-GAC1-05	5	25	
2-1/2" x 20", Individual			
14-GAC2-05	5	12	
4-1/2" x 9-7/8", Individual			
14-GGAC1-05	5	12	
4-1/2" x 20", Individual			
14-GGAC2-05	5	6	

POWDER ACTIVATED CARBON WRAP CARTRIDGES

Boshart's powder activated carbon wrap cartridges are a dual-purpose cartridge to reduce bad taste & odor, chlorine taste & odor, and fine particles or sediment. They have good dirt holding capacity and high flow rates making them an economical cartridge for a wide range of applications. Constructed of carbon impregnated cellulose media, with a polypropylene netting to provide additional strength.
• NSF/ANSI Standard 372
Filter Media: Carbon

NO LEAD <0.25% Pb by weighted avg.

Part No.	Micron Rating	Quantity L1	Quantity L2
2-1/2" x 4-7/8", Individual			
14-CW478-05	5	24	
2-7/8" x 9-3/4", Individual			
14-CW1-05	5	24	
2-1/2" x 20", Individual			
14-CW2-05	5	14	
4-1/2" x 9-3/4", Individual			
14-GCW1-05	10	8	
4-1/2" x 20", Individual			
14-GCW2-05	5	6	

BOSHART INDUSTRIES

ICEMAKER / IN-LINE TASTE & ODOUR FILTERS

Boshart's icemaker / in-line taste and odour cartridges utilize coconut shell granular activated carbon and are designed to remove unpleasant tastes and odours as well as sediment to produce cleaner, clearer, better tasting water. They have a low pressure drop, high dirt holding capacity, durable physical strength, and steady flow to achieve reliable performance and long life usage. By packing the carbon the concerns of shifting carbon inside the filter are removed. These Granular Activated Carbon filters are easily installed on the water line to an automatic icemaker, reverse osmosis system or water dispensing system. Cartridges are manufactured in compliance with NSF and FDA requirement in material, media and processing.

NO LEAD <0.25% Pb by weighted avg.

• NSF/ANSI Standard 372

Temperature Range: 40°F to 110°F (4°C to 43°C), Maximum Pressure: 125 PSI, Filter Media: Carbon

Part No.	Size	Connection	Flow Rate	Service Life			Quantity	
				Gallon	Litre	Month	L1	L2
14-IM2.5X12-02	2-1/2" x 12"	1/4" FPT	0.8 GPM	3500	13249	10	25	
14-IM2X10-02QC	2" x 10"	1/4" Quick Connect	0.4 GPM	2000	7570	6	25	
14-IM2X6-02QC	2" x 6"	1/4" Quick Connect	0.4 GPM	1000	3785	5	25	

SEDIMENT FILTER & SEPARATOR HOUSINGS

Boshart's sediment filters and separators are great for agriculture, industrial/ commercial, pre-treatment, whole house residential and irrigation applications. They are compatible with both schedule 40& 80 PVC pipe. 1/2" MPT purge valve is installed to flush the system. These filters / separators can be installed on either the suction or pressure side of the pump. Each unit comes with a mounting bracket or clamps and hardware.

• PVC head & polycarbonate bowl.

• Gripper ribs on filter bowl (no tools required to install/remove bowl)

• NSF/ANSI Standard 372

Temperature Range: Up to 100°F (38°C) @ 40 PSI, Maximum Pressure: 150 PSI @ 73°F (23°C), Bowl Color: Clear,

	Part No.	Inlet & Outlet Size	Flow Rate	Quantity L1	Quantity L2
	Filter,				
	14SFHK-10	1" or 1-1/4" Slip or Spigot	1-25 GPM	8	
	Filter with MPT Adapters, • Two 1" MPT adapters included				
	14SFHK-M10	1" or 1-1/4" Slip or Spigot	1-25 GPM	8	
	Separator,				
	14SFHK-S10	1" or 1-1/4" Slip or Spigot	1-25 GPM	6	
	Separator with MPT Adapters, • Two 1" MPT adapters included				
	14SFHK-MS10	1" or 1-1/4" Slip or Spigot	1-25 GPM	6	
	Filter / Separator, • Same housing is used for both filter & separator				
	14SFHK-15	1-1/2" Slip	10-50 GPM	6	
	14SFHK-20	2" Slip	18-100 GPM	4	

FILTRATION

BOSHART INDUSTRIES

SEDIMENT FILTER & SEPARATOR HOUSING KITS

Boshart's sediment filters and separators are great for agriculture, industrial/ commercial. pre-treatment, whole house residential and irrigation applications. They are compatible with both schedule 40 & 80 PVC pipe. 1/2" MPT purge valve is installed to flush the system. These filters / separators can be installed on either the suction or pressure side of the pump. Each unit comes with an element, mounting bracket or clamps and hardware.

- PVC head & polycarbonate bowl.
- Gripper ribs on filter bowl (no tools required to install/remove bowl)
- NSF/ANSI Standard 372

Temperature Range: Up to 100°F (38°C) @ 40 PSI, Maximum Pressure: 150 PSI @ 73°F (23°C), Bowl Color: Clear, Mesh Material: 316 Stainless Steel

PROUDLY MANUFACTURED BY BOSHART INDUSTRIES

NO LEAD <0.25% Pb by weighted avg.

Part No.	Mesh Size	Micron Rating	Opening Size	Quantity L1	Quantity L2
Filter, 1" or 1-1/4" Slip or Spigot, Flow Rate: 1-25 GPM					
14SFHK-10SM024	24	711	0.0280"	8	
14SFHK-10SM030	30	533	0.0232"	8	
14SFHK-10SM040	40	381	0.0165"	8	
14SFHK-10SM060	60	254	0.0100"	8	
14SFHK-10SM100	100	152	0.0060"	8	
14SFHK-10SM140	140	104	0.0040"	8	
14SFHK-10SM200	200	74	0.0029"	8	
14SFHK-10SM250	250	61	0.0024"	8	
14SFHK-10SM500	500	30	0.0012"	8	
14SFHK-10SM1000	1000	15	0.0006"	8	

Filter with MPT Adapters, 1" or 1-1/4" Slip or Spigot, Flow Rate: 1-25 GPM • Two 1" MPT adapters included					
14SFHK-M10SM024	24	711	0.0280"	8	
14SFHK-M10SM030	30	533	0.0232"	8	
14SFHK-M10SM040	40	381	0.0165"	8	
14SFHK-M10SM060	60	254	0.0100"	8	
14SFHK-M10SM100	100	152	0.0060"	8	
14SFHK-M10SM140	140	104	0.0040"	8	
14SFHK-M10SM200	200	74	0.0029"	8	
14SFHK-M10SM250	250	61	0.0024"	8	
14SFHK-M10SM500	500	30	0.0012"	8	
14SFHK-M10SM1000	1000	15	0.0006"	8	

Separator, 1" or 1-1/4" Slip or Spigot, Flow Rate: 1-25 GPM					
14SFHK-S10SM024	24	711	0.0280"	6	
14SFHK-S10SM030	30	533	0.0232"	6	
14SFHK-S10SM040	40	381	0.0165"	6	
14SFHK-S10SM060	60	254	0.0100"	6	
14SFHK-S10SM100	100	152	0.0060"	6	
14SFHK-S10SM140	140	104	0.0040"	6	
14SFHK-S10SM200	200	74	0.0029"	6	
14SFHK-S10SM250	250	61	0.0024"	6	
14SFHK-S10SM500	500	30	0.0012"	6	
14SFHK-S10SM1000	1000	15	0.0006"	6	

Separator with MPT Adapters, 1" or 1-1/4" Slip or Spigot, Flow Rate: 1-25 GPM • Two 1" MPT adapters included					
14SFHK-MS10SM024	24	711	0.0280"	6	
14SFHK-MS10SM030	30	533	0.0232"	6	
14SFHK-MS10SM040	40	381	0.0165"	6	
14SFHK-MS10SM060	60	254	0.0100"	6	
14SFHK-MS10SM100	100	152	0.0060"	6	
14SFHK-MS10SM140	140	104	0.0040"	6	
14SFHK-MS10SM200	200	74	0.0029"	6	
14SFHK-MS10SM250	250	61	0.0024"	6	
14SFHK-MS10SM500	500	30	0.0012"	6	
14SFHK-MS10SM1000	1000	15	0.0006"	6	

BOSHART INDUSTRIES

SEDIMENT FILTER & SEPARATOR HOUSING KITS

Part No.	Mesh Size	Micron Rating	Opening Size	Quantity L1	Quantity L2
Filter, 1-1/2" Slip, Flow Rate: 10-50 GPM					
14SFHK-15SM024	24	711	0.0280"	6	
14SFHK-15SM030	30	533	0.0232"	6	
14SFHK-15SM040	40	381	0.0165"	6	
14SFHK-15SM060	60	254	0.0100"	6	
14SFHK-15SM100	100	152	0.0060"	6	
14SFHK-15SM140	140	104	0.0040"	6	
14SFHK-15SM200	200	74	0.0029"	6	
14SFHK-15SM250	250	61	0.0024"	6	
14SFHK-15SM500	500	30	0.0012"	6	
14SFHK-15SM1000	1000	15	0.0006"	6	

Separator, 1-1/2" Slip, Flow Rate: 10-50 GPM					
14SFHK-S15SM024	24	711	0.0280"	6	
14SFHK-S15SM030	30	533	0.0232"	6	
14SFHK-S15SM040	40	381	0.0165"	6	
14SFHK-S15SM060	60	254	0.0100"	6	
14SFHK-S15SM100	100	152	0.0060"	6	
14SFHK-S15SM140	140	104	0.0040"	6	
14SFHK-S15SM200	200	74	0.0029"	6	
14SFHK-S15SM250	250	61	0.0024"	6	
14SFHK-S15SM500	500	30	0.0012"	6	
14SFHK-S15SM1000	1000	15	0.0006"	6	

Filter, 2" Slip, Flow Rate: 18-100 GPM					
14SFHK-20SM024	24	711	0.0280"	4	
14SFHK-20SM030	30	533	0.0232"	4	
14SFHK-20SM040	40	381	0.0165"	4	
14SFHK-20SM060	60	254	0.0100"	4	
14SFHK-20SM100	100	152	0.0060"	4	
14SFHK-20SM140	140	104	0.0040"	4	
14SFHK-20SM200	200	74	0.0029"	4	
14SFHK-20SM250	250	61	0.0024"	4	
14SFHK-20SM500	500	30	0.0012"	4	
14SFHK-20SM1000	1000	15	0.0006"	4	

Separator, 2" Slip, Flow Rate: 18-100 GPM					
14SFHK-S20SM024	24	711	0.0280"	4	
14SFHK-S20SM030	30	533	0.0232"	4	
14SFHK-S20SM040	40	381	0.0165"	4	
14SFHK-S20SM060	60	254	0.0100"	4	
14SFHK-S20SM100	100	152	0.0060"	4	
14SFHK-S20SM140	140	104	0.0040"	4	
14SFHK-S20SM200	200	74	0.0029"	4	
14SFHK-S20SM250	250	61	0.0024"	4	
14SFHK-S20SM500	500	30	0.0012"	4	
14SFHK-S20SM1000	1000	15	0.0006"	4	

BOSHART INDUSTRIES

316 STAINLESS STEEL MESH ELEMENTS

Boshart's sediment filter and separator elements are great for agriculture, industrial/ commercial, pre-treatment, whole house residential and irrigation applications.
• NSF/ANSI Standard 372
Temperature Range: Up to 100°F (38°C) @ 40 PSI, Maximum Pressure: 150 PSI @ 73°F (23°C),
Mesh Material: 316 Stainless Steel

PROUDLY MANUFACTURED BY: BOSHART INDUSTRIES

NO LEAD <0.25% Pb by weighted avg.



Filter / Separator, 1" or 1-1/4" , Flow Rate: 1-25 GPM
• This size uses the same element for filters & separators

Part No.	Mesh Size	Micron Rating	Opening Size	Quantity L1	Quantity L2
14SF-FE10SM024	24	711	0.0280"	200	
14SF-FE10SM030	30	533	0.0232"	200	
14SF-FE10SM040	40	381	0.0165"	200	
14SF-FE10SM060	60	254	0.0100"	200	
14SF-FE10SM100	100	152	0.0060"	200	
14SF-FE10SM140	140	104	0.0040"	200	
14SF-FE10SM200	200	74	0.0029"	200	
14SF-FE10SM250	250	61	0.0024"	200	
14SF-FE10SM500	500	30	0.0012"	200	
14SF-FE10SM1000	1000	15	0.0006"	200	

Filter, 1-1/2" , Flow Rate: 10-50 GPM

14SF-FE15SM024	24	711	0.0280"	75	
14SF-FE15SM030	30	533	0.0232"	75	
14SF-FE15SM040	40	381	0.0165"	75	
14SF-FE15SM060	60	254	0.0100"	75	
14SF-FE15SM100	100	152	0.0060"	75	
14SF-FE15SM140	140	104	0.0040"	75	
14SF-FE15SM200	200	74	0.0029"	75	
14SF-FE15SM250	250	61	0.0024"	75	
14SF-FE15SM500	500	30	0.0012"	75	
14SF-FE15SM1000	1000	15	0.0006"	75	

Separator, 1-1/2" , Flow Rate: 10-50 GPM

14SF-SE15SM024	24	711	0.0280"	75	
14SF-SE15SM030	30	533	0.0232"	75	
14SF-SE15SM040	40	381	0.0165"	75	
14SF-SE15SM060	60	254	0.0100"	75	
14SF-SE15SM100	100	152	0.0060"	75	
14SF-SE15SM140	140	104	0.0040"	75	
14SF-SE15SM200	200	74	0.0029"	75	
14SF-SE15SM250	250	61	0.0024"	75	
14SF-SE15SM500	500	30	0.0012"	75	
14SF-SE15SM1000	1000	15	0.0006"	75	

Filter, 2" , Flow Rate: 18-100 GPM

14SF-FE20SM024	24	711	0.0280"	55	
14SF-FE20SM030	30	533	0.0232"	55	
14SF-FE20SM040	40	381	0.0165"	55	
14SF-FE20SM060	60	254	0.0100"	55	
14SF-FE20SM100	100	152	0.0060"	55	
14SF-FE20SM140	140	104	0.0040"	55	
14SF-FE20SM200	200	74	0.0029"	55	
14SF-FE20SM250	250	61	0.0024"	55	
14SF-FE20SM500	500	30	0.0012"	55	
14SF-FE20SM1000	1000	15	0.0006"	55	

Separator, 2" , Flow Rate: 18-100 GPM

14SF-SE20SM024	24	711	0.0280"	50	
14SF-SE20SM030	30	533	0.0232"	50	
14SF-SE20SM040	40	381	0.0165"	50	
14SF-SE20SM060	60	254	0.0100"	50	
14SF-SE20SM100	100	152	0.0060"	50	
14SF-SE20SM140	140	104	0.0040"	50	
14SF-SE20SM200	200	74	0.0029"	50	
14SF-SE20SM250	250	61	0.0024"	50	
14SF-SE20SM500	500	30	0.0012"	50	
14SF-SE20SM1000	1000	15	0.0006"	50	

SEDIMENT FILTER & SEPARATOR REPLACEMENT PARTS

These replacement parts are for the 14SFHK series sediment filters & separators. Purge valve is available, part number 0929-05.

Part No.	Size	Description	Quantity L1	Quantity L2
Filter Head				
14SF-FH10-BII	1"	For 1" filter & separator	75	
14SF-FH15-BII	1-1/2"	For 1-1/2" filters & separators	35	
14SF-FH20-BII	2"	For 2" filter & separator	20	
Filter Bowl				
14SF-FB10		For 1" filter		
14SF-FB10XS		For 1" Separator	60	
14SF-FB15		For 1-1/2" filter & separator	40	
14SF-FB20		For 2" filter & separator	20	
O-Ring Kit				
14SF-ORK10		For 1" filter & separator		
14SF-ORK15		For 1-1/2" filter & separator		
14SF-ORK20		For 2" filter & separator		
Mounting Bracket Kit				
14SF-MBK		For 1-1/2", 2" filter & separator - bracket with hardware	80	
14SF-MCK10		For 1" filter & separator - 2 clamps with hardware		

SECTION 6

PRESSURE GAUGES & SWITCHES

Range of sizes and settings to test, control, and monitor system pressures

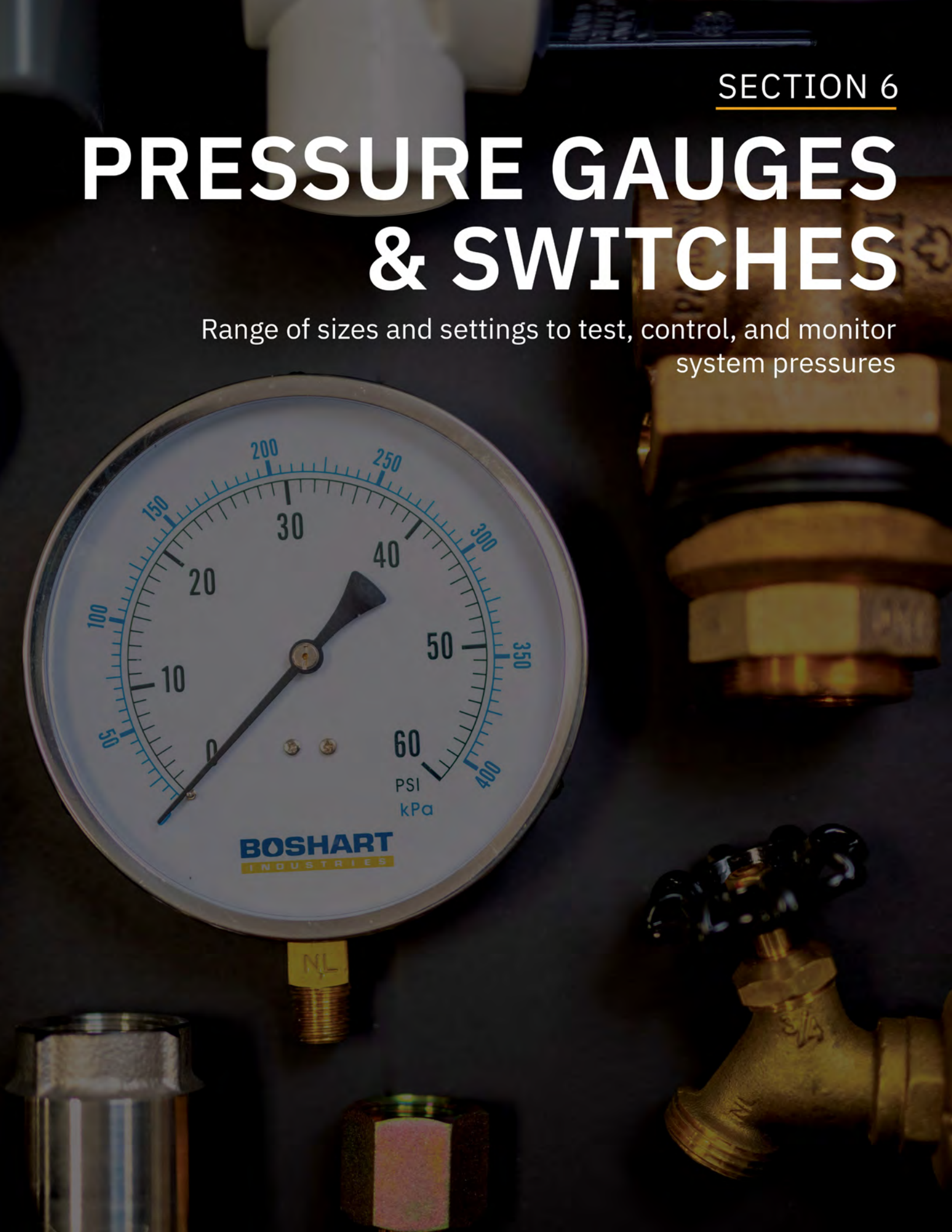

INDEX

Product Line	Page
1-1/2" - Center Back Mount Pressure Gauges	1
2" - Center Back Mount Pressure Gauges	1
2" - Lower Mount Pressure Gauges	2
2-1/2" - Center Back Mount Pressure Gauges	3
2-1/2" - Lower Mount Pressure Gauges	4
4" - Lower Mount Pressure Gauges	6
4-1/2" - Lower Mount Pressure Gauges	7
Pressure Gauge Accessories	8
Water Test Gauges	8
Gas Test Manifolds	9
Gas Test Gauge with Manifold	9
Tridicators	10
Bi-Metal Thermometers	10
Thermowell	10
Hot Water Thermometers	10
Electrodes	11
Floatless Liquid Level Control Systems	11
Boshart Pressure Switches	12
Pulsation Plug	12
Telemecanique	13
Pressure Switch Indicator Light	19
Hubbell Switches	20
Pressure Sensors	23

BOSHART INDUSTRIES

1-1/2" - CENTER BACK MOUNT PRESSURE GAUGES

These pressure gauges are general purpose but are not for use with oxygen.
• No Lead Gauges: NSF/ANSI Standard 372 Certified
Dial Size: 1-1/2"
Mount: CBM

Part No.		Mount Size	Dial Range PSI	Increments	Quantity L1	L2
Dry, Connection: Brass, Case Material: Black Steel, Accuracy: 3%-2%-3% Grade B Temperature Range: -40°F to 140°F (-40°C to 60°C)						
PG15CBM-0-30NL	No Lead	1/8"	0-30	0.5 PSI	100	
PG15CBM-0-60NL	No Lead	1/8"	0-60	1.0 PSI	100	
PG15CBM-0-100		1/8"	0-100	1.0 PSI	100	
PG15CBM-0-100NL	No Lead	1/8"	0-100	1.0 PSI	100	
PG15CBM-0-160		1/8"	0-160	2.0 PSI	100	
PG15CBM-0-160NL	No Lead	1/8"	0-160	2.0 PSI	100	
PG15CBM-0-200NL	No Lead	1/8"	0-200	2.0 PSI	100	

2" - CENTER BACK MOUNT PRESSURE GAUGES

These pressure gauges are general purpose but are not for use with oxygen.
• No Lead Gauges: NSF/ANSI Standard 372 Certified
Dial Size: 2"
Mount: CBM

Part No.		Mount Size	Dial Range PSI	Increments	Quantity L1	L2
Dry, Connection: Brass, Case Material: Black Steel, Accuracy: 3%-2%-3% Grade B Temperature Range: -40°F to 140°F (-40°C to 60°C)						
PGCBM-0-100NL	No Lead	1/8"	0-100	1.0 PSI	100	
PGCBM-1-30NL	No Lead	1/4"	0-30	0.5 PSI	100	
PGCBM-1-60		1/4"	0-60	1.0 PSI	100	
PGCBM-1-60NL	No Lead	1/4"	0-60	1.0 PSI	100	
PGCBM-1-100		1/4"	0-100	1.0 PSI	100	
PGCBM-1-100NL	No Lead	1/4"	0-100	1.0 PSI	100	
PGCBM-1-160		1/4"	0-160	2.0 PSI	100	
PGCBM-1-160NL	No Lead	1/4"	0-160	2.0 PSI	100	
PGCBM-1-200		1/4"	0-200	2.0 PSI	100	
PGCBM-1-200NL	No Lead	1/4"	0-200	2.0 PSI	100	

Dry, Connection: Brass, Case Material: ABS, Accuracy: 3%-2%-3% Grade B Temperature Range: -40°F to 140°F (-40°C to 60°C)						
PGPCBM-1-60		1/4"	0-60	1.0 PSI	100	
PGPCBM-1-60NL	No Lead	1/4"	0-60	1.0 PSI	100	

Liquid, Connection: Brass, Fill: Glycerine, Case Material: Black Steel, Accuracy: +/- 1.5% Full Scale Value Temperature Range: -4°F to 140°F (-20°C to 60°C) Ideal for use where vibration or pressure pulsation occurs.						
PGCBM-0-100-G		1/8"	0-100	1.0 PSI	100	
PGCBM-0-100-GNL	No Lead	1/8"	0-100	1.0 PSI	100	
PGCBM-1-100-GNL	No Lead	1/4"	0-100	1.0 PSI	100	

Liquid, Connection: Stainless Steel, Fill: Glycerine, Case Material: 304 Stainless Steel, Accuracy: 3%-2%-3% Grade B, Temperature Range: -4°F to 140°F (-20°C to 60°C) Ideal for use where vibration or pressure pulsation occurs.						
PGSCBM-100-G	No Lead	1/4"	0-100	1.0 PSI	100	

BOSHART INDUSTRIES

2" - LOWER MOUNT PRESSURE GAUGES

These pressure gauges are general purpose but are not for use with oxygen.
• No Lead Gauges: NSF/ANSI Standard 372 Certified
Dial Size: 2"
Mount: LM

Dry, Connection: Brass, Case Material: Black Steel, Accuracy: 3%-2%-3% Grade B
Temperature Range: -40°F to 140°F (-40°C to 60°C)

Part No.		Mount Size	Dial Range PSI	Increments	Quantity L1	L2
PG-0-100NL	No Lead	1/8"	0-100	1.0 PSI	100	
PG-15NL	No Lead	1/4"	0-15	0.2 PSI	100	
PG-30		1/4"	0-30	0.5 PSI	100	
PG-30NL	No Lead	1/4"	0-30	0.5 PSI	100	
PG-60		1/4"	0-60	1.0 PSI	100	
PG-60NL	No Lead	1/4"	0-60	1.0 PSI	100	
PG-100		1/4"	0-100	1.0 PSI	100	
PG-100NL	No Lead	1/4"	0-100	1.0 PSI	100	
PG-160		1/4"	0-160	2.0 PSI	100	
PG-160NL	No Lead	1/4"	0-160	2.0 PSI	100	
PG-200		1/4"	0-200	2.0 PSI	100	
PG-200NL	No Lead	1/4"	0-200	2.0 PSI	100	
PG-300		1/4"	0-300	5.0 PSI	100	
PG-300NL	No Lead	1/4"	0-300	5.0 PSI	100	

Dry, Connection: Brass, Case Material: ABS, Accuracy: 3%-2%-3% Grade B
Temperature Range: -40°F to 140°F (-40°C to 60°C)

PGP-0-60		1/8"	0-60	1.0 PSI	100	
PGP-30		1/4"	0-30	0.5 PSI	100	
PGP-30NL	No Lead	1/4"	0-30	0.5 PSI	100	
PGP-60		1/4"	0-60	1.0 PSI	100	
PGP-60NL	No Lead	1/4"	0-60	1.0 PSI	100	
PGP-100NL	No Lead	1/4"	0-100	1.0 PSI	100	
PGP-200NL	No Lead	1/4"	0-200	2.0 PSI	100	

Dry Vacuum, Connection: Brass, Case Material: Black Steel, Accuracy: 3%-2%-3% Grade B
Temperature Range: -40°F to 140°F (-40°C to 60°C)

PGV-30		1/4"	30-0Hg	0.5 PSI	100	

Dry Vacuum/Pressure, Connection: Brass, Case Material: Black Steel, Accuracy: 3%-2%-3% Grade B
Temperature Range: -40°F to 140°F (-40°C to 60°C)

PGC-30-30		1/4"	30Hg-0-30	0.5 PSI	100	
PGC-30-150		1/4"	30Hg-0-150	1.0 PSI	100	

Liquid, Connection: Brass, Fill: Glycerine, Case Material: Black Steel, Accuracy: +/- 1.5% Full Scale Value
Temperature Range: -4°F to 140°F (-20°C to 60°C)
Ideal for use where vibration or pressure pulsation occurs.

PG-30-GNL	No Lead	1/4"	0-30	0.5 PSI	100	
PG-60-GNL	No Lead	1/4"	0-60	1.0 PSI	100	
PG-100-GNL	No Lead	1/4"	0-100	1.0 PSI	100	
PG-160-GNL	No Lead	1/4"	0-160	2.0 PSI	100	
PG-200-GNL	No Lead	1/4"	0-200	2.0 PSI	100	

Liquid, Connection: Stainless Steel, Fill: Glycerine, Case Material: 304 Stainless Steel,
Accuracy: 3%-2%-3% Grade B, Temperature Range: -4°F to 140°F (-20°C to 60°C)
Ideal for use where vibration or pressure pulsation occurs.

PGS-100-G	No Lead	1/4"	0-100	1.0 PSI	100	

Liquid Vacuum/Pressure, Connection: Brass, Fill: Glycerine, Case Material: Black Steel,
Accuracy: +/- 1.5% Full Scale Value, Temperature Range: -4°F to 140°F (-20°C to 60°C)
Ideal for use where vibration or pressure pulsation occurs.

PGC-30-30-G		1/4"	30Hg-0-30	0.5 PSI	100	

BOSHART INDUSTRIES

2-1/2" - CENTER BACK MOUNT PRESSURE GAUGES

These pressure gauges are general purpose but are not for use with oxygen.
• No Lead Gauges: NSF/ANSI Standard 372 Certified
Dial Size: 2-1/2"
Mount: CBM

Dry, Connection: Stainless Steel, Case Material: 304 Stainless Steel, Accuracy: +/- 1.5% Full Scale Value Temperature Range: -40°F to 140°F (-40°C to 60°C)
Ideal for use in corrosive environments.

Part No.		Mount Size	Dial Range PSI	Dial Range kPa	Increments	Quantity L1	Quantity L2
PGS25CBM-15	No Lead	1/4"	0-15	0-100	0.2 PSI		
PGS25CBM-30	No Lead	1/4"	0-30	0-200	0.5 PSI	50	
PGS25CBM-60	No Lead	1/4"	0-60	0-400	1.0 PSI	50	
PGS25CBM-100	No Lead	1/4"	0-100	0-700	1.0 PSI	50	
PGS25CBM-160	No Lead	1/4"	0-160	0-1100	2.0 PSI	50	
PGS25CBM-200	No Lead	1/4"	0-200	0-1400	2.0 PSI	50	
PGS25CBM-300	No Lead	1/4"	0-300	0-2000	5.0 PSI	50	
PGS25CBM-400	No Lead	1/4"	0-400	0-2800	5.0 PSI	50	
PGS25CBM-600	No Lead	1/4"	0-600	0-4000	10.0 PSI	50	
PGS25CBM-2000	No Lead	1/4"	0-2000	0-14000	20.0 PSI		
PGS25CBM-3000	No Lead	1/4"	0-3000	0-20000	50.0 PSI		
PGS25CBM-5000	No Lead	1/4"	0-5000	0-35000	50.0 PSI		
PGS25CBM-10000	No Lead	1/4"	0-10000	0-70000	100.0 PSI		

Dry Vacuum/Pressure, Connection: Stainless Steel, Case Material: 304 Stainless Steel, Accuracy: +/- 1.5% Full Scale Value, Temperature Range: -40°F to 140°F (-40°C to 60°C)
Ideal for use in corrosive environments.

PGSC25CBM-30-30	No Lead	1/4"	30Hg-0-30			50	

Liquid, Connection: Brass, Fill: Glycerine, Case Material: 304 Stainless Steel, Accuracy: +/- 1.5% Full Scale Value, Temperature Range: -4°F to 140°F (-20°C to 60°C)
Ideal for use where vibration or pressure pulsation occurs.

PG25CBM-15-GNL	No Lead	1/4"	0-15	0-100	0.2 PSI	50	
PG25CBM-30-GNL	No Lead	1/4"	0-30	0-200	0.5 PSI	50	
PG25CBM-60-GNL	No Lead	1/4"	0-60	0-400	1.0 PSI	50	
PG25CBM-100-GNL	No Lead	1/4"	0-100	0-700	1.0 PSI	50	
PG25CBM-160-GNL	No Lead	1/4"	0-160	0-1100	2.0 PSI	50	
PG25CBM-200-GNL	No Lead	1/4"	0-200	0-1400	2.0 PSI	50	
PG25CBM-300-GNL	No Lead	1/4"	0-300	0-2000	5.0 PSI	50	
PG25CBM-400-GNL	No Lead	1/4"	0-400	0-2800	5.0 PSI	50	
PG25CBM-600-GNL	No Lead	1/4"	0-600	0-4000	10.0 PSI	50	
2-PG25CBM-1000-G		1/4"	0-1000	0-7000	10.0 PSI	50	
2-PG25CBM-1500-G		1/4"	0-1500	0-10000	20.0 PSI	50	
2-PG25CBM-2000-G		1/4"	0-2000	0-14000	20.0 PSI	50	
2-PG25CBM-3000-G		1/4"	0-3000	0-20000	50.0 PSI	50	
2-PG25CBM-4000-G		1/4"	0-4000	0-28000	50.0 PSI	50	
2-PG25CBM-5000-G		1/4"	0-5000	0-35000	50.0 PSI	50	
2-PG25CBM-10000-G		1/4"	0-10000	0-70000	100.0 PSI	50	

Liquid, Connection: Stainless Steel, Fill: Glycerine, Case Material: 304 Stainless Steel, Accuracy: +/- 1.5% Full Scale Value, Temperature Range: -4°F to 140°F (-20°C to 60°C)
Ideal for use in corrosive environments.

PGS25CBM-15-G	No Lead	1/4"	0-15	0-100	0.2 PSI		
PGS25CBM-30-G	No Lead	1/4"	0-30	0-200	0.5 PSI	50	
PGS25CBM-60-G	No Lead	1/4"	0-60	0-400	1.0 PSI	50	
PGS25CBM-100-G	No Lead	1/4"	0-100	0-700	1.0 PSI	50	
PGS25CBM-160-G	No Lead	1/4"	0-160	0-1100	2.0 PSI	50	
PGS25CBM-200-G	No Lead	1/4"	0-200	0-1400	2.0 PSI	50	
PGS25CBM-300-G	No Lead	1/4"	0-300	0-2000	5.0 PSI	50	
PGS25CBM-400-G	No Lead	1/4"	0-400	0-2800	10.0 PSI	50	
PGS25CBM-600-G	No Lead	1/4"	0-600	0-4000	10.0 PSI	50	
PGS25CBM-1000-G	No Lead	1/4"	0-1000	0-7000	20.0 PSI		
PGS25CBM-2000-G	No Lead	1/4"	0-2000	0-14000	50.0 PSI		
PGS25CBM-3000-G	No Lead	1/4"	0-3000	0-20000	50.0 PSI		
PGS25CBM-5000-G	No Lead	1/4"	0-5000	0-35000	50.0 PSI		
PGS25CBM-10000-G	No Lead	1/4"	0-10000	0-70000	200.0 PSI		

BOSHART INDUSTRIES

2-1/2" - CENTER BACK MOUNT PRESSURE GAUGES

Liquid Vacuum, Connection: Brass, Fill: Glycerine, Case Material: 304 Stainless Steel, Accuracy: +/- 1.5% Full Scale Value, Temperature Range: -4°F to 140°F (-20°C to 60°C)
Ideal for use where vibration or pressure pulsation occurs.

Part No.	Mount Size	Dial Range PSI	Dial Range kPa	Increments	Quantity L1	Quantity L2
2-PGV25CBM-30-G	1/4"	30-0Hg		0.5 PSI	50	

Liquid Vacuum/Pressure, Connection: Brass, Fill: Glycerine, Case Material: 304 Stainless Steel, Accuracy: +/- 1.5% Full Scale Value, Temperature Range: -4°F to 140°F (-20°C to 60°C)
Ideal for use where vibration or pressure pulsation occurs.

Part No.	Mount Size	Dial Range PSI	Dial Range kPa	Increments	Quantity L1	Quantity L2
2-PGC25CBM-30-30G	1/4"	30Hg-0-30			50	
2-PGC25CBM-30150G	1/4"	30Hg-0-150			50	

2-1/2" - LOWER MOUNT PRESSURE GAUGES

These pressure gauges are general purpose but are not for use with oxygen.
• No Lead Gauges: NSF/ANSI Standard 372 Certified
Dial Size: 2-1/2"
Mount: LM

Dry, Connection: Brass, Case Material: Black Steel, Accuracy: 3%-2%-3% Grade B Temperature Range: -40°F to 140°F (-40°C to 60°C)

Part No.		Mount Size	Dial Range PSI	Dial Range kPa	Increments	Quantity L1	Quantity L2
PG25-15NL	No Lead	1/4"	0-15		0.5 PSI	50	
PG25-30NL	No Lead	1/4"	0-30		0.5 PSI	50	
PG25-60NL	No Lead	1/4"	0-60		1.0 PSI	50	
PG25-100		1/4"	0-100		1.0 PSI	50	
PG25-100NL	No Lead	1/4"	0-100		1.0 PSI	50	
PG25-160		1/4"	0-160		2.0 PSI	50	
PG25-160NL	No Lead	1/4"	0-160		2.0 PSI	50	
PG25-200		1/4"	0-200		2.0 PSI	50	
PG25-200NL	No Lead	1/4"	0-200		2.0 PSI	50	
PG25-300NL	No Lead	1/4"	0-300		5.0 PSI	50	
PG25-400NL	No Lead	1/4"	0-400		5.0 PSI	50	
PG25-600NL	No Lead	1/4"	0-600		10.0 PSI	50	

Dry, Connection: Stainless Steel, Case Material: 304 Stainless Steel, Accuracy: +/- 1.5% Full Scale Value Temperature Range: -40°F to 140°F (-40°C to 60°C)
Ideal for use in corrosive environments.

Part No.		Mount Size	Dial Range PSI	Dial Range kPa	Increments	Quantity L1	Quantity L2
PGS25-15	No Lead	1/4"	0-15	0-100	0.2 PSI	50	
PGS25-30	No Lead	1/4"	0-30	0-200	0.5 PSI	50	
PGS25-60	No Lead	1/4"	0-60	0-400	1.0 PSI	50	
PGS25-100	No Lead	1/4"	0-100	0-700	1.0 PSI	50	
PGS25-160	No Lead	1/4"	0-160	0-1100	2.0 PSI	50	
PGS25-200	No Lead	1/4"	0-200	0-1400	2.0 PSI	50	
PGS25-300	No Lead	1/4"	0-300	0-2000	5.0 PSI	50	
PGS25-400	No Lead	1/4"	0-400	0-2800	5.0 PSI	50	
PGS25-600	No Lead	1/4"	0-600	0-4000	10.0 PSI	50	
PGS25-1000	No Lead	1/4"	0-1000	0-7000	20.0 PSI	50	
PGS25-1500	No Lead	1/4"	0-1500	0-10000	20.0 PSI	50	
PGS25-2000	No Lead	1/4"	0-2000	0-14000	20.0 PSI	50	
PGS25-3000	No Lead	1/4"	0-3000	0-20000	50.0 PSI	50	
PGS25-5000	No Lead	1/4"	0-5000	0-35000	50.0 PSI	50	
PGS25-10000	No Lead	1/4"	0-10000	0-70000	100.0 PSI	50	

BOSHART INDUSTRIES

2-1/2" - LOWER MOUNT PRESSURE GAUGES

Dry Low Pressure, Connection: Brass, Case Material: Black Steel, Accuracy: +/- 1.5% Full Scale Value
Temperature Range: -4°F to 140°F (-20°C to 60°C)
Ideal for use in low pressure pneumatic systems.

Part No.		Mount Size	Dial Range PSI	Dial Range kPa	Increments	Quantity L1	Quantity L2
PG25-0-5PSI		1/4"	0-5		0.1 PSI		
PG25-0-10PSI		1/4"	0-10		0.2 PSI		
PG25-0-15IN		1/4"	0-15 in H2O		0.2 PSI		
PG25-0-30IN		1/4"	0-30 in H2O		0.5 PSI		
PG25-0-60IN		1/4"	0-60 in H2O		1.0 PSI		
PG25-0-100IN		1/4"	0-100 in H2O		2.0 PSI		
PG25-0-200IN		1/4"	0-200 in H2O		5.0 PSI		

Dry Vacuum, Connection: Stainless Steel, Case Material: 304 Stainless Steel,
Accuracy: +/- 1.5% Full Scale Value, Temperature Range: -40°F to 140°F (-40°C to 60°C)
Ideal for use in corrosive environments.

PGSV25-30	No Lead	1/4"	30-0Hg		0.5 PSI	50	

Dry Vacuum/Pressure, Connection: Brass, Case Material: Black Steel, Accuracy: 3%-2%-3% Grade B
Temperature Range: -40°F to 140°F (-40°C to 60°C)

PGC25-30-0-15		1/4"	30Hg-0-15			50	

Dry Vacuum/Pressure, Connection: Stainless Steel, Case Material: 304 Stainless Steel,
Accuracy: +/- 1.5% Full Scale Value, Temperature Range: -40°F to 140°F (-40°C to 60°C)
Ideal for use in corrosive environments.

PGSC25-30-30	No Lead	1/4"	30Hg-0-30			50	

Liquid, Connection: Brass, Fill: Glycerine, Case Material: 304 Stainless Steel,
Accuracy: +/- 1.5% Full Scale Value, Temperature Range: -4°F to 140°F (-20°C to 60°C)
Ideal for use where vibration or pressure pulsation occurs.

PG25-15-GNL	No Lead	1/4"	0-15	0-100	0.2 PSI	50	
PG25-30-GNL	No Lead	1/4"	0-30	0-200	0.5 PSI	50	
PG25-60-GNL	No Lead	1/4"	0-60	0-400	1.0 PSI	50	
PG25-100-GNL	No Lead	1/4"	0-100	0-700	1.0 PSI	50	
PG25-160-GNL	No Lead	1/4"	0-160	0-1100	2.0 PSI	50	
PG25-200-GNL	No Lead	1/4"	0-200	0-1400	2.0 PSI	50	
PG25-300-GNL	No Lead	1/4"	0-300	0-2000	5.0 PSI	50	
PG25-400-GNL	No Lead	1/4"	0-400	0-2800	5.0 PSI	50	
PG25-600-GNL	No Lead	1/4"	0-600	0-4000	10.0 PSI	50	
2-PG25-1000-G		1/4"	0-1000	0-7000	10.0 PSI	50	
2-PG25-1500-G		1/4"	0-1500	0-10000	20.0 PSI	50	
2-PG25-2000-G		1/4"	0-2000	0-14000	20.0 PSI	50	
2-PG25-3000-G		1/4"	0-3000	0-20000	50.0 PSI	50	
2-PG25-4000-G		1/4"	0-4000	0-28000	50.0 PSI	50	
2-PG25-5000-G		1/4"	0-5000	0-35000	50.0 PSI	50	
2-PG25-10000-G		1/4"	0-10000	0-70000	100.0 PSI	50	

BOSHART INDUSTRIES

2-1/2" - LOWER MOUNT PRESSURE GAUGES

Liquid, Connection: Stainless Steel, Fill: Glycerine, Case Material: 304 Stainless Steel, Accuracy: +/- 1.5% Full Scale Value, Temperature Range: -4°F to 140°F (-20°C to 60°C)
Ideal for use in corrosive environments.

Part No.		Mount Size	Dial Range PSI	Dial Range kPa	Increments	Quantity L1	Quantity L2
PGS25-15-G	No Lead	1/4"	0-15	0-100	0.2 PSI	50	
PGS25-30-G	No Lead	1/4"	0-30	0-200	0.5 PSI	50	
PGS25-60-G	No Lead	1/4"	0-60	0-400	1.0 PSI	50	
PGS25-100-G	No Lead	1/4"	0-100	0-700	1.0 PSI	50	
PGS25-160-G	No Lead	1/4"	0-160	0-1100	2.0 PSI	50	
PGS25-200-G	No Lead	1/4"	0-200	0-1400	2.0 PSI	50	
PGS25-300-G	No Lead	1/4"	0-300	0-2000	5.0 PSI	50	
PGS25-400-G	No Lead	1/4"	0-400	0-2800	10.0 PSI	50	
PGS25-600-G	No Lead	1/4"	0-600	0-4000	10.0 PSI	50	
PGS25-1000-G	No Lead	1/4"	0-1000	0-7000	20.0 PSI	50	
PGS25-1500-G	No Lead	1/4"	0-1500	0-10000	20.0 PSI	50	
PGS25-2000-G	No Lead	1/4"	0-2000	0-14000	50.0 PSI	50	
PGS25-3000-G	No Lead	1/4"	0-3000	0-20000	50.0 PSI	50	
PGS25-5000-G	No Lead	1/4"	0-5000	0-35000	50.0 PSI	50	
PGS25-10000-G	No Lead	1/4"	0-10000	0-70000	200.0 PSI	50	

Liquid Vacuum, Connection: Brass, Fill: Glycerine, Case Material: 304 Stainless Steel, Accuracy: +/- 1.5% Full Scale Value, Temperature Range: -4°F to 140°F (-20°C to 60°C)
Ideal for use where vibration or pressure pulsation occurs.

2-PGV25-30-G		1/4"	30-0Hg		0.5 PSI	50	

Liquid Vacuum, Connection: Stainless Steel, Fill: Glycerine, Case Material: 304 Stainless Steel, Accuracy: +/- 1.5% Full Scale Value, Temperature Range: -4°F to 140°F (-20°C to 60°C)
Ideal for use in corrosive environments.

PGSV25-30-G	No Lead	1/4"	30-0Hg		0.5 PSI	50	

Liquid Vacuum/Pressure, Connection: Brass, Fill: Glycerine, Case Material: 304 Stainless Steel, Accuracy: +/- 1.5% Full Scale Value, Temperature Range: -4°F to 140°F (-20°C to 60°C)
Ideal for use where vibration or pressure pulsation occurs.

2-PGC25-30-30-G		1/4"	30Hg-0-30			50	
2-PGC25-30-150-G		1/4"	30Hg-0-150			50	

Liquid Vacuum/Pressure, Connection: Stainless Steel, Fill: Glycerine, Case Material: 304 Stainless Steel, Accuracy: +/- 1.5% Full Scale Value, Temperature Range: -4°F to 140°F (-20°C to 60°C)
Ideal for use in corrosive environments.

PGSC25-30-30-G	No Lead	1/4"	30Hg-0-30			10	

4" - LOWER MOUNT PRESSURE GAUGES

These pressure gauges are general purpose but are not for use with oxygen.
• No Lead Gauges: NSF/ANSI Standard 372 Certified
Dial Size: 4"
Mount: LM

Dry, Connection: Brass, Case Material: Black Steel, Accuracy: +/- 2.5% Full Scale Value Temperature Range: -40°F to 140°F (-40°C to 60°C)

Part No.		Mount Size	Dial Range PSI	Dial Range kPa	Increments	Quantity L1	Quantity L2
PG40-30NL	No Lead	1/4"	0-30	0-200	0.5 PSI	50	
PG40-60NL	No Lead	1/4"	0-60	0-400	1.0 PSI	50	
PG40-100NL	No Lead	1/4"	0-100	0-700	1.0 PSI	50	
PG40-160NL	No Lead	1/4"	0-160	0-1100	2.0 PSI	50	
PG40-200NL	No Lead	1/4"	0-200	0-1400	2.0 PSI	50	
PG40-300NL	No Lead	1/4"	0-300	0-2000	5.0 PSI	50	

BOSHART INDUSTRIES

4" - LOWER MOUNT PRESSURE GAUGES

Part No.		Mount Size	Dial Range PSI	Dial Range kPa	Increments	Quantity L1	Quantity L2
Liquid, Connection: Brass, Case Material: 304 Stainless Steel, Accuracy: +/- 1.5% Full Scale Value Temperature Range: -4°F to 140°F (-20°C to 60°C) Ideal for use where vibration or pressure pulsation occurs.							
PG40-15-GNL	No Lead	1/4"	0-15	0-100	0.2 PSI	20	
PG40-30-GNL	No Lead	1/4"	0-30	0-200	0.5 PSI	20	
PG40-60-GNL	No Lead	1/4"	0-60	0-400	1.0 PSI	20	
PG40-100-GNL	No Lead	1/4"	0-100	0-700	1.0 PSI	20	
PG40-160-GNL	No Lead	1/4"	0-160	0-1100	2.0 PSI	20	
PG40-200-GNL	No Lead	1/4"	0-200	0-1400	2.0 PSI	20	
PG40-300-GNL	No Lead	1/4"	0-300	0-2000	5.0 PSI	20	
PG40-400-GNL	No Lead	1/4"	0-400	0-2800	5.0 PSI	20	
PG40-600-GNL	No Lead	1/4"	0-600	0-4000	10.0 PSI	20	
PG40-1000-G		1/4"	0-1000	0-7000	10.0 PSI	20	
PG40-1500-G		1/4"	0-1500	0-10000	20.0 PSI	20	
PG40-2000-G		1/4"	0-2000	0-14000	20.0 PSI	20	
PG40-3000-G		1/4"	0-3000	0-20000	50.0 PSI	20	
PG40-5000-G		1/4"	0-5000	0-35000	50.0 PSI	20	
PG40-10000-G		1/4"	0-10000	0-70000	100.0 PSI	20	

4-1/2" - LOWER MOUNT PRESSURE GAUGES

These pressure gauges are general purpose but are not for use with oxygen. These gauges feature an extra large dial face with a re adjustable pointer.
• No Lead Gauges: NSF/ANSI Standard 372 Certified
Dial Size: 4-1/2"
Mount: LM

Part No.		Mount Size	Dial Range PSI	Dial Range kPa	Increments	Quantity L1	Quantity L2
Dry, Connection: Brass, Case Material: 304 Stainless Steel, Accuracy: +/- 1% Full Scale Value Temperature Range: -40°F to 140°F (-40°C to 60°C)							
PG45-15NL	No Lead	1/4"	0-15	0-100	0.2 PSI	20	
PG45-30NL	No Lead	1/4"	0-30	0-200	0.5 PSI	20	
PG45-60NL	No Lead	1/4"	0-60	0-400	1.0 PSI	20	
PG45-100NL	No Lead	1/4"	0-100	0-700	1.0 PSI	20	
PG45-160NL	No Lead	1/4"	0-160	0-1100	2.0 PSI	20	
PG45-200NL	No Lead	1/4"	0-200	0-1400	2.0 PSI	20	
PG45-300NL	No Lead	1/4"	0-300	0-2000	5.0 PSI	20	
PG45-400NL	No Lead	1/4"	0-400	0-2800	5.0 PSI	20	
PG45-600NL	No Lead	1/4"	0-600	0-4000	10.0 PSI	20	

Dry Vacuum, Connection: Brass, Case Material: 304 Stainless Steel, Accuracy: +/- 1% Full Scale Value Temperature Range: -40°F to 140°F (-40°C to 60°C)							
PGV45-30		1/4"	30-0Hg		0.5 PSI	20	

Dry Vacuum/Pressure, Connection: Brass, Case Material: 304 Stainless Steel, Accuracy: +/- 1% Full Scale Value Temperature Range: -40°F to 140°F (-40°C to 60°C)							
PGC45-30-30		1/4"	30Hg-0-30			20	

Dry Water Level, Connection: Brass, Case Material: 304 Stainless Steel, Accuracy: 3%-2%-3% Grade B							
PG45-WL		1/4"	0-390 in H2O		0.2 PSI	20	

BOSHART INDUSTRIES

PRESSURE GAUGE ACCESSORIES

These accessories are for pressure gauges.

	Part No.	Size	Description	Quantity L1	Quantity L2
	Front Flange				
	PG25CBM-FF		For 2-1/2" dial back mount gauges - 3 holes	100	
	U-Clamp				
	PG25CBM-UC		For 2-1/2" dial - u-clamp	100	
	Restrictor Screw				
	2-PG25-RS		For 2- series gauges	100	
	Glycerine				
	PGA-G-1L		For liquid filled gauges	6	
	Steel Pig Tail Syphon				
	PGA-PTS-02		Schedule 40 steel pipe	50	100
	Brass Pig Tail Syphon				
	PGA-PTB-02		Schedule 40 red brass pipe	50	100
	Snubber				
	2-PGA-BS-G	1/4"	For air and other gases - Viscosity Range 15	100	
	2-PGA-BS-E	1/4"	For gasoline, water or light oil - Viscosity range 25	100	
	2-PGA-BS-D	1/4"	For heavy oils - Viscosity range: 50	100	

WATER TEST GAUGES

This gauge provides a quick and easy way to test a wide range of pressure systems for leakage. This gauge attaches to hose bibbs, boiler drains and lawn faucets. Often used in conjunction with rubber test caps offering a quick and easy way to fill and drain water used for testing in sewer, drain and waste water systems. The connection swivels to allow for easier installation.

Mount: GHT, Accuracy: 3%-2%-3% Grade B

	Part No.	Mount Size	Dial Range PSI	Quantity L1	Quantity L2
	Water Test, Dial Size: 2-1/2", Temperature Range: -40°F to 140°F (-40°C to 60°C)				
	PG25-WTG300	3/4"	0-300	50	
	Water Test with Indicator Pointer, Dial Size: 2-1/2", Temperature Range: -40°F to 140°F (-40°C to 60°C) The indicator pointer is ideal for recording the maximum system pressure reached. The pointer can be reset by turning the external knob counter clockwise.				
	PG25-WTG200MP	3/4"	0-200	50	
	PG25-WTG300MP	3/4"	0-300	50	

GAS TEST MANIFOLDS

This test gauge package provides a quick and easy means of pressurizing and monitoring a gas system for leakage. Gauges sold separately.

Part No.		Size	Quantity L1	Quantity L2
Built in snifter valve.				
PG-GTM	Manifold with Snifter Valve	3/4" FPT		100
Trouble free way to test gas systems.				
PG-GTMC	Manifold	3/4" x 1/4" FPT	16	128
PG-GTMC-SV	Manifold with Snifter Valve	3/4" x 1/4" FPT	100	

GAS TEST GAUGE WITH MANIFOLD

This test gauge package provides a quick and easy means of pressurizing and monitoring a gas system for leakage. Gauges are included in these packages.

Part No.	Dial Range PSI	Increments	Quantity L1	Quantity L2
Gas Test with Malleable Manifold, Dial Size: 2", Case Material: Black Steel, Trouble free way to test gas systems.				
PG-GTMC-15	0-15	0.2 PSI	50	
PG-GTMC-30	0-30	0.5 PSI	50	
PG-GTMC-60	0-60	1.0 PSI	50	
Gas Test with Chrome Plated Manifold, Dial Size: 2", Case Material: Black Steel, Built in snifter valve.				
PG-GT15	0-15	0.2 PSI	50	
PG-GT30	0-30	0.5 PSI	50	
PG-GT100	0-100	1.0 PSI	50	
PG-GT200	0-200	2.0 PSI	50	
Gas Test with Malleable Manifold, Dial Size: 2-1/2", Case Material: Black Steel, Trouble free way to test gas systems.				
PG-GTMC25-15	0-15	0.2 PSI	50	
PG-GTMC25-30	0-30	0.5 PSI	50	
PG-GTMC25-60	0-60	1.0 PSI	50	
PG-GTMC25-100	0-100	1.0 PSI	50	

BOSHART INDUSTRIES

TRIDICATORS

These tridicators are for general purpose industrial use. They are a combination of a pressure gauge and a thermometer consisting of a bourdon tube and a coiled bi-metal element.
Connection: Brass, Accuracy: Pressure +/- 3% - 2% - 3% Temperature +/- 2%

Part No.	Gauge Type	Mount	Dial Range PSI	Dial Range kPa	Temperature Range	Quantity L1	Quantity L2
Dial Size: 2-1/2", Case Material: Red Steel, Connection Size: 1/4"							
TR25-CB1-60/250	Standard	CBM	0-75	0-500	30°F to 250°F (0°C to 120°C)	100	
TR25X1-CB1-60/250	Extended	CBM	0-75	0-500	30°F to 250°F (0°C to 120°C)	75	
Dial Size: 3", Case Material: Black Steel, Connection Size: 1/2" Adjustable indicator included.							
TR30-CB2-60/250	Standard	CBM	0-75	0-500	30°F to 250°F (0°C to 120°C)	50	
TR30-CB2S-60/250	Short	CBM	0-75	0-500	30°F to 250°F (0°C to 120°C)	50	
TR30-LM2-60/250	Standard	LM	0-75	0-500	30°F to 250°F (0°C to 120°C)	50	
TR30-LM2-80/290	Standard	LM	0-200	0-1400	80°F to 290°F (26°C to 143°C)	50	

BI-METAL THERMOMETERS

These are general purpose industrial thermometers. They use a coiled bi-metal element.
Temperature Range: 32°F to 250°F (0°C to 120°C)Maximum Pressure: 87 PSI
Case Material: Aluminum,
Mount: CBM, Accuracy: +/- 2% Working Range

Part No.	Mount Size	Dial Size	Quantity L1	Quantity L2
Connection: Brass				
TW25-CB2-250-25	1/2"	2-1/2"	150	
TW30-CB2-250-25	1/2"	3"	100	
Connection: Stainless Steel				
TW25-CB2-250-SS25	1/2"	2-1/2"	150	

THERMOWELL

For use with TW25-CB2-250-25

Part No.	Description	Quantity L1	Quantity L2
TW-05/40MM	1/2" MPT	5	100

HOT WATER THERMOMETERS

These thermometers are general purpose for use with hot water.
Temperature Range: 40°F to 280°F (5°C to 135°C)

Part No.	Gauge Type	Mount Size	Quantity L1	Quantity L2
Connection: Brass, Fill: Red Organic Keerosene				
THW8-A2-280	Angle	1/2"	50	
THW8-S2-280	Straight	1/2"	50	

BOSHART INDUSTRIES

ELECTRODES

These electrodes are 2" long and assembled in molded plastic insulating shields. They suspend at desired levels in the well by means of suspension wire. A system ground return circuit is required from the indicated relay terminal to the liquid in order to complete the secondary circuit of relay. Connection should be made directly to uninsulated metal tank, or to metal pipe connected to tank below normal low liquid level. In wells, or insulated tanks, use an extra common electrode extending slightly below the longest operating electrode.

- **Operating Temperature up to 150°F (65.6°C)**
- **Length of Lead Wires up to 900 feet (274.3m)**

Part No.	Quantity L1	Quantity L2
ELS		
ELB		

FLOATLESS LIQUID LEVEL CONTROL SYSTEMS

These floatless liquid level control systems provide automatic low level cut-off protection for submersible pumps and deep well turbines. They operate from two types of electrodes suspended at desired levels. Permits efficient operation at full capacity and eliminates danger of pumping air or sand.
LH Relay is a pump down control for sewage & sump pump and condensate return systems.
RH Relay is a pump up control for supply pumps on elevated tanks and towers.
DH Relay is a two way control system for pump up or pump down.

Part No.	Switch Feature	Model Number	Voltage	Quantity L1	Quantity L2
DH-115	Pump Up or Down - Submersible or Open System	1500-G-L1-S8-NI-X	115/360 V		
DH-230	Pump Up or Down - Submersible or Open System	1500-G-L2-S8-NI-X	230/360 V		
LH-115	Pump Down - Submersible	1500-C-L1-S8-NI-X	115/360 V		
LH-230	Pump Down - Submersible	1500-C-L2-S8-NI-X	230/360 V		
RH-115	Pump Up - Open System	1500-D-L1-S8-NI-X	115/360 V		
RH-230	Pump Up - Open System	1500-D-L2-S8-NI-X	230/360 V		

BOSHART INDUSTRIES

SMALL WATER PUMP PRESSURE SWITCHES

Boshart

These standard water pump switches are designed for the control of electrically driven water pumps of all types (Jets, Submersible, Reciprocating, etc.)

- Standard action - contacts open on rising pressure
- NSF/ANSI Standard 372 Certified
- UL Listed
- CSA Approved

NO LEAD <0.25% Pb by weighted avg.

Part No.	Pressure Setting	Differential	Pack Type	Quantity L1	Quantity L2
Connection: 1/4" FPT Standard Duty, Nema 1 - General Purpose					
PS02-2040	20-40 PSI	15-30 PSI	Individual	20	
PS02-3050	30-50 PSI	15-30 PSI	Individual	20	
PS02-4060	40-60 PSI	15-30 PSI	Individual	20	
Connection: 1/4" MPT Standard Duty, Nema 1 - General Purpose					
PS02M-3050	30-50 PSI	15-30 PSI	Individual	20	
PS02M-4060	40-60 PSI	15-30 PSI	Individual	20	
Connection: 1/4" Barb Standard Duty, Nema 1 - General Purpose					
PS02B-3050	30-50 PSI	15-30 PSI	Individual	20	
Connection: 1/4" FPT Low Level Cut Off Switch, Nema 1 - General Purpose					
PS02LP-2040	20-40 PSI	15-30 PSI	Individual	20	
PS02LP-3050	30-50 PSI	15-30 PSI	Individual	20	
PS02LP-4060	40-60 PSI	15-30 PSI	Individual	20	
Connection: 1/4" FPT Auto/Manual Off, Nema 1 - General Purpose					
PS02AO-3050	30-50 PSI	15-30 PSI	Individual	20	
PS02AO-4060	40-60 PSI	15-30 PSI	Individual	20	
Connection: 1/4" FPT Pulsation Plug, Nema 1 - General Purpose					
PS02P-3050	30-50 PSI	15-30 PSI	Individual	20	
PS02P-4060	40-60 PSI	15-30 PSI	Individual	20	

PULSATION PLUG

Pulsation plugs reduce passage slowing the water flow in and out of the diaphragm chamber, eliminating rapid pressure fluctuations on the diaphragm. This prevents rapid On - Off cycling which would render the switch inoperable. The pulsation plug is typically used for piston pumps and other types of reciprocating pumps, including plunger and diaphragm pumps. The plug can be field installed into any brand of pressure switch with a 1/4" FPT connection.

Part No.	Description	Quantity L1	Quantity L2
PS02-PP	For 1/4" FPT	10	1000

BOSHART INDUSTRIES

SMALL WATER PUMP PRESSURE SWITCHES

Telemecanique

Designed for the control of electrically driven water pumps. Diaphragm actuated.
• FSG is the standard water pump switch, suitable for all types of pumps: jets, submersible, reciprocating, etc.
• FYG is designed to meet higher horsepower and pressure requirements.
• FRG is reverse acting: contacts open on falling pressure.
Sample part number: Class 9013, Type FSG2, Pressure Code J20, Form C20

Connection: 1/4" FPT
Standard Duty, Nema 1 - General Purpose

Part No.	Pressure Setting	Differential	Pack Type	Quantity L1	Quantity L2
9013FSG52J33	50-70 PSI	20-30 PSI	Individual	20	
9013FSG52J25	60-80 PSI	20-30 PSI	Individual	1	20
9013FSG2J24C20	40-60 PSI	15-30 PSI	Bulk	20	
9013FSG2J24	40-60 PSI	15-30 PSI	Individual	50	
9013FSG2J21C20	30-50 PSI	15-30 PSI	Bulk	20	
9013FSG2J21	30-50 PSI	15-30 PSI	Individual	50	
9013FSG2J20C20	20-40 PSI	15-30 PSI	Bulk	20	
9013FSG2J20	20-40 PSI	15-30 PSI	Individual	50	

Connection: 1/4" MPT
Standard Duty, Nema 1 - General Purpose

9013FSG9J24	40-60 PSI	15-30 PSI	Individual	1	
9013FSG9J21	30-50 PSI	15-30 PSI	Individual	1	
9013FSG9J20	20-40 PSI	15-30 PSI	Individual	1	

Connection: 1/4" Barb
Standard Duty, Nema 1 - General Purpose

9013FSG14J21	30-50 PSI	15-30 PSI	Individual	1	

Connection: Mini Barb
Standard Duty, Nema 1 - General Purpose

9013FSG10J21	30-50 PSI	15-30 PSI	Individual	1	

Connection: 1/4" FPT
Medium Duty, Nema 1 - General Purpose

9013FYG2J33	50-70 PSI	20-30 PSI	Individual	1	
9013FYG2J25	60-80 PSI	20-30 PSI	Individual	1	
9013FYG2J24	40-60 PSI	20-30 PSI	Individual	1	
9013FYG2J21	30-50 PSI	20-30 PSI	Individual	1	
9013FYG2J20C20	20-40 PSI	20-30 PSI	Bulk	20	

Connection: 1/4" FPT
Medium Duty Low Pressure Cut Off, Nema 1 - General Purpose

9013FYG2J25M4	60-80 PSI	20-30 PSI	Individual	1	
9013FYG2J24M4	40-60 PSI	20-30 PSI	Individual	1	
9013FYG2J21M4	30-50 PSI	20-30 PSI	Individual	1	

Connection: 1/4" FPT
Manual Cut Out Lever, Nema 1 - General Purpose

9013FSG2J24M1	40-60 PSI	15-30 PSI	Individual	40	
9013FSG2J21M1	30-50 PSI	15-30 PSI	Individual	1	40
9013FSG2J20M1	20-40 PSI	15-30 PSI	Individual	40	

BOSHART INDUSTRIES

SMALL WATER PUMP PRESSURE SWITCHES

Connection: 1/4" FPT
Low Pressure Cut Off, Nema 1 - General Purpose

Part No.	Pressure Setting	Differential	Pack Type	Quantity L1	Quantity L2
9013FSG2J24M4C20	40-60 PSI	15-30 PSI	Bulk	20	
9013FSG2J24M4	40-60 PSI	15-30 PSI	Individual	40	
9013FSG2J21M4C20	30-50 PSI	15-30 PSI	Bulk	20	
9013FSG2J21M4	30-50 PSI	15-30 PSI	Individual	40	
9013FSG2J20M4	20-40 PSI	15-30 PSI	Individual	40	

Connection: 1/4" FPT
Pulsation Plug, Nema 1 - General Purpose

9013FSG2J24P	40-60 PSI	15-30 PSI	Individual	1	
9013FSG2J21PC20	30-50 PSI	15-30 PSI	Bulk	20	
9013FSG2J21P	30-50 PSI	15-30 PSI	Individual	1	
9013FSG2J20P	20-40 PSI	15-30 PSI	Individual	1	

Connection: 1/4" MPT
Pulsation Plug, Nema 1 - General Purpose

9013FSG9J21P	30-50 PSI	15-30 PSI	Individual		

Connection: 1/4" FPT
Reverse Action, Nema 1 - General Purpose

9013FRG42J36	10-5 PSI	5 PSI	Individual	1	
9013FRG2J35	50-30 PSI	15-30 PSI	Individual	1	
9013FRG2J23	40-20 PSI	15-30 PSI	Individual	1	
9013FRG22J22	22-12 PSI	6-20 PSI	Individual	1	

Connection: 1/4" FPT
Reverse Action - Auto On, Nema 1 - General Purpose

9013FRG2J23M5	40-20 PSI	15-30 PSI	Individual	1	

BOSHART INDUSTRIES

COMMERCIAL / LIGHT INDUSTRIAL PRESSURE SWITCHES

Telemecanique

Class 9013 Type G Pumptrol pressure switches are designed to control electrically driven water pumps and air compressors. These devices cover higher electrical ratings for directly controlling motors in pump and compressor applications.

- Contacts open on pressure rise
- Diaphragm actuated

Sample part number: Class 9013, Type GHG2, Pressure Code J30, Form X

Connection: 1/4" FPT
Standard Duty, Nema 1 - General Purpose

Part No.	Pressure Setting	Differential	Quantity L1	Quantity L2
9013GSG2J25	60-80 PSI	15-30 PSI	1	
9013GSG2J24	40-60 PSI	15-30 PSI	1	
9013GSG2J21	30-50 PSI	15-30 PSI	1	
9013GSG2J20	20-40 PSI	15-30 PSI	1	
9013GHG2J63	145-175 PSI	20-40 PSI	1	
9013GHG2J62	140-175 PSI	20-40 PSI	1	
9013GHG2J58	125-150 PSI	20-40 PSI	1	
9013GHG2J57	120-150 PSI	20-40 PSI	1	
9013GHG2J53	100-125 PSI	20-40 PSI	1	
9013GHG2J33	50-70 PSI	20-40 PSI	1	
9013GHG2J31	90-120 PSI	20-40 PSI	1	
9013GHG2J30	80-100 PSI	20-40 PSI	1	
9013GHG2J25	60-80 PSI	20-40 PSI	1	

Connection: 1/4" FPT
Standard Duty, Nema 7&9 - Hazardous Location

9013GSR2J20	20-40 PSI	20-40 PSI	1	

Connection: 1/4" FPT
Two Way Pressure Release Valve, Nema 1 - General Purpose

9013GHG2J63X	145-175 PSI	20-40 PSI	1	
9013GHG2J30X	80-100 PSI	20-40 PSI	1	

BOSHART INDUSTRIES

COMMERCIAL VACUUM SWITCH

Telemecanique

The 9016GVG1 vacuum switch is a companion to the 9036GG and 9037GG float switches commonly used on vacuum heating pumps.
Electrical ratings of float and vacuum switch types are equal.
Sample part number: Class 9016, Type GVG1, Pressure Code J10

Part No.	Pressure Setting	Differential	Pack Type	Quantity L1	Quantity L2
Connection: 1/4" FPT Nema 1 - General Purpose					
9016GVG1J10	16.5-25 in HG	5-10 PSI	Individual	1	

SMALL COMPRESSOR PRESSURE SWITCHES

Telemecanique

Class 9013 Type FHG pressure switches are designed for the control of small electrically driven air compressors.
• Contacts open on pressure rise
• Diaphragm actuated
Sample part number: Class 9013, Type FHG32, Pressure Code J55, Form M1

Part No.	Pressure Setting	Differential	Quantity L1	Quantity L2
Connection: 1/4" FPT Two Way Pressure Release Valve, Nema 1 - General Purpose				
9013FHG12J52X	OFF-125 PSI	30 PSI	1	
9013FHG12J55X	OFF-150 PSI	30 PSI	1	
9013FHG22J27X	OFF-100 PSI	20 PSI	1	
9013FHG2J27X	OFF-100 PSI	20 PSI	1	
9013FHG32J55X	OFF-150 PSI	30 PSI	1	
9013FHG42J59X	OFF-175 PSI	40 PSI	1	
9013FHG52J59X	OFF-175 PSI	40 PSI	1	

Connection: 1/4" FPT Contacts Open on Pressure Rise, Nema 1 - General Purpose				
9013FHG2J27	OFF-100 PSI	20 PSI	1	

Connection: 1/4" FPT Manual Cut Out Lever, Nema 1 - General Purpose				
9013FHG32J55M1	OFF-150 PSI	30 PSI	1	

FLOAT SWITCHES FOR CLOSED TANK - FLOAT AND ROD INCLUDED

Telemecanique

These switches are attached to the tank by means of a 2-1/2" screw-in bushing. An external pointer indicates the float position within the tank when the unit is mounted. Switches come complete with stainless steel float and rod. A Buna N Quad-Ring® seal is used between the float rod and sealing connector.
Sample part number: Class 9037, Type HG31, Form R

Part No.	Switch Feature	Float	Water Level Change	Quantity L1	Quantity L2
Nema 1 - General Purpose					
9037HG30	Contacts Close on Liquid Rise	Left Side - 90° Rod Angle	2" to 8-1/4"	1	
9037HG31	Contacts Close on Liquid Rise	Right Side - 90° Rod Angle	2" to 11-1/2"	1	
Nema 1 - General Purpose					
9037HG31R	Contacts Open on Liquid Rise	Right Side - 90° Rod Angle	2" to 11-1/2"	1	
Nema 1 - General Purpose					
9037HG32	Contacts Close on Liquid Rise	Left Side - 90° Rod Angle	2" to 11-1/2"	1	
9037HG33	Contacts Close on Liquid Rise	Right Side - 45° Rod Angle	2" to 5"	1	
Nema 1 - General Purpose					
9037HG33R	Contacts Open on Liquid Rise	Right Side - 45° Rod Angle	2" to 5"	1	
Nema 1 - General Purpose					
9037HG34	Contacts Close on Liquid Rise	Left Side - 45° Rod Angle	2" to 5"	1	
9037HG35	Contacts Close on Liquid Rise	Right Side - 90° Rod Angle	2" to 5"	1	
9037HG36	Contacts Close on Liquid Rise	Left Side - 90° Rod Angle	2" to 5"	1	
9037HG37	Contacts Close on Liquid Rise	Right Side - 90° Rod Angle	2" to 7"	1	
9037HG38	Contacts Close on Liquid Rise	Left Side - 90° Rod Angle	2" to 7"	1	
Nema 7&9 - Hazardous Location					
9037HR33	Contacts Close on Liquid Rise	Right Side - 45° Rod Angle	2" to 5"	1	
Nema 4 - Watertight					
9037HW33	Contacts Close on Liquid Rise	Right Side - 45° Rod Angle	2" to 5"	1	

FLOAT SWITCHES FOR CLOSED TANK

Telemecanique



Build up the switch to meet your exact requirements from the basic switch, float rod, and float groups below. Switch may be assembled in the field to give contacts that open on liquid rise or close on liquid rise. Consult Schneider Electric for use in media with a different specific gravity than water.
Sample part number: Class 9037, Type EG9

Part No.	Switch Feature	Quantity L1	Quantity L2
Nema 1 - General Purpose			
9037EG8	Open/Close on Liquid Rise - Minimum Level Change	1	
9037EG9	Open/Close on Liquid Rise - Maximum Level Change	1	

BOSHART INDUSTRIES

FLOAT SWITCHES FOR OPEN TANK OR SUMP - ADJUSTABLE THROW

Telemecanique

These switches are for open tank or sump applications and they feature an adjustable throw.
Sample part number: Class 9036, Type GG2, Form R

Part No.	Switch Feature	Quantity L1	Quantity L2
Nema 1 - General Purpose			
9036GG2	Contacts Close on Liquid Rise	1	
9036GG2R	Contacts Open on Liquid Rise	1	

FLOAT SWITCHES FOR OPEN TANK OR SUMP

Telemecanique

These switches are for open tank or sump applications.
Sample part number: Class 9036, Type DR31

Part No.	Switch Feature	Quantity L1	Quantity L2
Temperature Range: -22°F to 220°F (-30°C to 105°C)Nema 1 - General Purpose			
9036DG2	Contacts Close on Liquid Rise	1	
9036DG2R	Contacts Open on Liquid Rise	1	
9036DR31	Contacts Close on Liquid Rise	1	
9036DW31	Contacts Close on Liquid Rise	1	

MECHANICAL ALTERNATORS - CLOSED TANK

Telemecanique

Flange mounted with bushing for control of liquid level within a closed tank. Build up the switch to meet your requirements from the basic switch, rod kit, and float kit groups below. Type C switches are attached to the tank by means of a 2-1/2 in. screw-in bushing. An external pointer indicates the float position within the tank when the unit is mounted. Switches come complete with screw-in connector, stainless steel float and rod.
Sample part number: Class 9038, Type CG, Pressure Code 32

Part No.	Float	Connection	Enclosure Type	Water Level Change	Quantity L1	Quantity L2
9038CG31	Right Side	MPT	Nema 1 - General Purpose	6-1/2" to 13"	1	
9038CG32	Left Float	MPT	Nema 1 - General Purpose	6-1/2" to 13"	1	
9038CG36	Left Float	MPT	Nema 1 - General Purpose	4-3/4" to 9-1/4"	1	

MECHANICAL ALTERNATORS - OPEN TANK

Telemecanique

Alternators are designed to provide motor alternation in the operation of two motors.
Sample part number: Class 9038, Type AG1

Part No.	Switch Feature	Enclosure Type	Quantity L1	Quantity L2
9038AG1	Float Operated Alternator	Nema 1 - General Purpose	1	
9038AG1N5	Float Operated Alternator - High Water Alarm Circuit	Nema 1 - General Purpose	1	
9038AW1	Float Operated Alternator	Nema 4 - Watertight	1	

TELEMECANIQUE ACCESSORIES

These accessories are for Telemecanique switches.

Part No.	Description	Quantity L1	Quantity L2
9998PC242	Contact Kit - 9036D, 9013FYG & 9013FHG Series	1	
9998PC241	Contact Kit - 9013FSG Series	1	
9998PC208	Diaphragm Assembly - 9013GHG & 9013GSG Series	1	
9049T1S	Rod and Connector - 9036 Series - 30" Stainless Steel	1	
9049T1	Rod and Connector - 9036 Series - 30" Brass	1	
9049HF4	316 S.S. Float - 9037H & 9038C Series	1	
9049HF3	304 S.S. Float - 9037H & 9038C Series	1	
9049ER7	7-1/4" S.S. Rod - 9037EG Series	1	
9049ER5	5-1/4" S.S. Rod - 9037EG Series	1	
9049ER3	3-1/4" S.S. Rod - 9037EG Series	1	
9049ER2	2-1/2" S.S. Rod - 9037EG Series	1	
9049ER12	12-1/4" S.S. Rod - 9037EG Series	1	
9049ER1	1-3/4" S.S. Rod - 9037EG Series	1	
9049EF1	Replacement Float - 9013EG Series - 304 S.S.	1	
9049A6CS	Float Kit - 9036 Series - 7" Center hole 304 S.S. Float, 5' S.S Rod, 2 S.S. Stops	1	
9049A6C	Float Kit - 9036 Series - 7" Center hole 304 S.S. Float, 5' Brass Rod, 2 Stops	1	
9049A6A	Float Kit - 9036 Series - 7" Tapped at top 304 S.S. Float, 5' Alum Rod, 2 Stops	1	
9049A6	Float Kit - 9036 Series - 7" Tapped at top 304 S.S. Float, 5' Brass Rod, 2 Stops	1	
1530S6G1	Pulsation Plug	50	

PRESSURE SWITCH INDICATOR LIGHT

This pump light can be used with two or three wire motors in either 115 volt or 230 volt applications. It is easy to install at the pressure switch, where it is used to indicate that the pump is running or at the control box, where it is used to indicate that current is available to the submersible pump.

Part No.	Quantity L1	Quantity L2
FSG-PL	12	

BOSHART INDUSTRIES

AIR SYSTEM SWITCHES

Hubbell

NO LEAD <0.25% Pb by weighted avg.

Designed to be the most adaptable switch on the market, the 69J offers the user the flexibility to build the pressure switch around the compressor–not the other way around. The unloader can be mounted on the front or either side, and can be rotated to any of eight different positions allowing for quicker assembly and shorter tubing. Bottom cable entry is also available with unique built-in clamping strain relief for even quicker assembly. With thousands of variations right off the production line, the 69J provides maximum flexibility at minimum cost.

Part No.	Pressure Setting	Differential	Quantity L1	Quantity L2
Connection: 1/4" FPT Standard Duty				
69JF6	80-100 PSI	15-25 PSI	56	
69JF7	95-125 PSI	25-33 PSI	56	
69JF8	115-150 PSI	25-38 PSI	56	
69JG6	80-100 PSI	15-25 PSI	56	
69JG7	95-125 PSI	25-33 PSI	56	
69JG8	115-150 PSI	25-38 PSI	56	
Connection: 1/4" FPT Lever				
69JF6L	80-100 PSI	15-25 PSI	24	
69JF7L	95-125 PSI	25-33 PSI	24	
69JF8L	115-150 PSI	25-38 PSI	24	
69JG7L	95-125 PSI	25-33 PSI	24	
69JG8L	115-150 PSI	25-38 PSI	24	
Connection: 1/4" FPT Lever & Unloader Valve				
69JF6LY	80-100 PSI	15-25 PSI	24	
69JF7LY	95-125 PSI	25-33 PSI	24	
69JF8LY	115-150 PSI	25-38 PSI	24	
69JG7LY	95-125 PSI	25-33 PSI	24	
69JG8LY	115-150 PSI	25-38 PSI	24	
Connection: 1/4" FPT Unloader Valve				
69JF6Y	80-100 PSI	15-25 PSI	44	
69JF7Y	95-125 PSI	25-33 PSI	44	
69JF8Y	115-150 PSI	25-38 PSI	44	
69JG6Y	80-100 PSI	15-25 PSI	44	
69JG7Y	95-125 PSI	25-33 PSI	44	
69JG8Y	115-150 PSI	25-38 PSI	44	

HEAVY DUTY AIR SYSTEM SWITCHES

Hubbell

NO LEAD <0.25% Pb by weighted avg.

The rugged 69H pressure switch is designed for the demanding requirements of larger, heavy duty commercial compressors (up to 250 psi). Sturdy painted steel case and cover resists the harsh conditions encountered in industrial applications. An unloader valve is also available on the 69H.

Part No.	Pressure Setting	Differential	Quantity L1	Quantity L2
Connection: 3/8" FPT Standard Duty				
69HA1Z115150	115-150 PSI	35-60 PSI	22	
69HA2Z100125	100-125 PSI	20-35 PSI	22	
Connection: 3/8" FPT Unloader Valve				
69HAU1Z115150	115-150 PSI	35-60 PSI	22	
69HAU2Z100125	100-125 PSI	20-35 PSI	22	
69HAU3Z3040	30-40 PSI	7-15 PSI	12	
69HBU1Z115150	115-150 PSI	35-60 PSI	22	

BOSHART INDUSTRIES

HEAVY DUTY WATER SYSTEM SWITCHES

Hubbell

These pressure switches provide time tested, reliable control for automatic water systems. The switch is universally accepted for use as original equipment on water well pumps or pumping systems. Its simple design makes it easy to use for professionals and non-professionals alike.

NO LEAD <0.25% Pb by weighted avg.

Part No.	Pressure Setting	Quantity L1	Quantity L2
Connection: 1/4" FPT Heavy Duty, Nema 3R - Rainproof			
69WB5WZ3050	30-50 PSI	56	
69WB5WZ4060	40-60 PSI	56	

Connection: 1/4" FPT Heavy Duty, Nema 1 - General Purpose			
69WB2Z37	3-7 PSI	56	
69WB3Z510	5-10 PSI	56	
69WB5Z3050	30-50 PSI	56	

Connection: 1/4" FPT Low Pressure, Nema 1 - General Purpose			
69WECZ3050	30-50 PSI	56	
69WFCZ2040	20-40 PSI	56	

WATER/AIR SYSTEM SWITCHES

Hubbell

These pressure switches provide time tested, reliable control for automatic water systems. The switch is universally accepted for use as original equipment on water well pumps or pumping systems. Its simple design makes it easy to use for professionals and non-professionals alike.

NO LEAD <0.25% Pb by weighted avg.

Part No.	Pressure Setting	Quantity L1	Quantity L2
Connection: 1/4" FPT Reverse Action, Nema 1 - General Purpose			
69WR2Z73	7-3 PSI	56	
69WR3Z105	10-5 PSI	56	
69WR5Z5030	50-30 PSI	56	
69WR6Z10075	100-75 PSI	56	
69WR7Z12595	125-95 PSI	56	

Connection: 1/4" FPT Reverse Action - Auto Off, Nema 1 - General Purpose			
69WR5LZ5030	50-30 PSI	44	

Connection: 1/4" FPT Guard-It, Nema 1 - General Purpose			
69WC7Z12	12 PSI	56	

Connection: 1/4" FPT Hi-Guard, Nema 1 - General Purpose			
69WH6Z80	80 PSI	56	

BOSHART INDUSTRIES

WATER SYSTEM SWITCHES

Hubbell

These pressure switches answer the professional installer's need for rugged, reliable control with no cutting corners on quality. Built for direct use on all types of pumps up to 5 HP and for use in the control circuit of a magnetic starter for larger pumps. The features of PRO CONTROL make it standard equipment on some of the world's finest pumps.

NO LEAD <0.25% Pb by weighted avg.

Part No.	Pressure Setting	Quantity L1	Quantity L2
Connection: 1/4" FPT			
Standard Duty, Nema 1 - General Purpose			
69ES1Z3050	30-50 PSI	44	
69ES1Z4060	40-60 PSI	44	

PRESSURE SENSORS

These pressure sensors provide a high degree of accuracy for controlling water pressure in constant pressure pumping applications. They help to optimize motor efficiency and reduce the energy consumption of pumps. The response time is <2 ms and the accuracy is +/- 0.3% of measuring range.

• UL & CSA Listed

Temperature Range: 32°F to 176°F (0°C to 80°C)

Part No.	Pressure Range	Quantity L1	Quantity L2
Connection: 1/4" MPT, Voltage: 4-20 mA			
90-XMLK100P2D23	0-100 PSI	1	
90-XMLK150P2D23	0-150 PSI	1	
90-XMLK200P2D23	0-200 PSI	1	
90-XMLK300P2D23	0-300 PSI	1	
Connection: 1/4" MPT, Voltage: 0-10 V			
90-XMLK150P2D73	0-150 PSI	1	

PRESSURE SENSOR CONNECTORS

Connectors for pressure sensors with a M12 connection.

Part No.	Description	Quantity L1	Quantity L2
Screw Terminal Connector			
90-XZCC12FCM40B	Elbow	1	
Straight Pre-Wired Connector			
90-XZCP1141L2	2 m (6.56')	1	
90-XZCP1141L5	5 m (16.4')	1	
90-XZCP1141L10	10 m (32.8')	1	
Elbow Pre-Wired Connection			
90-XZCP1241L2	2 m (6.56')	1	
90-XZCP1241L5	5 m (16.4')	1	
90-XZCP1241L10	10 m (32.8')	1	

SECTION 7

RELIEF & FLOAT VALVES, AIR VOLUME & FLOW CONTROLS

Variety of products to protect your systems from pressure build up and ensure longevity

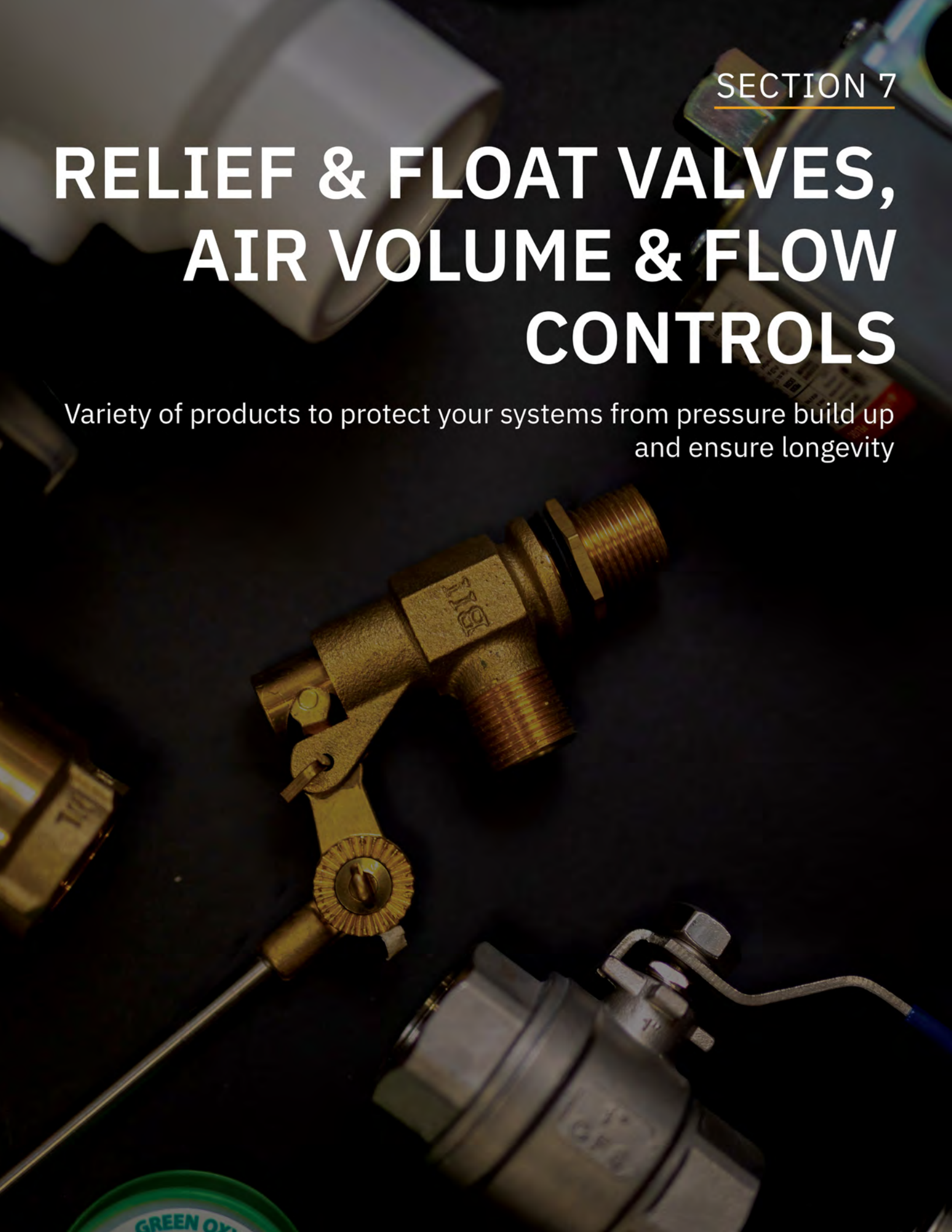

INDEX

Product Line	Page
Relief Valves	1
Snifter & Tank Valves	2
Bleeder Orifices	2
Float Valves	3
Float Plug Adapters	3
Float Rods	4
Floats	4
Jet Pump Air Control	5
Non-Repairable Air Volume Controls	6
Repairable Air Volume Controls	6
Well Air Volume Controls	7
Flow Controls	8

BOSHART INDUSTRIES

RELIEF VALVES

Boshart's relief valves are recommended for all cold water system installations to protect against damage to piping and pressure tanks. Field adjustments are not recommended for these relief valves. Any changes made to the pre-set pressure is entirely at the risk of the person(s) / company who make the adjustment. Relief valves must be installed so that they drain to a floor drain, sump or other safe location with an air break. If an outlet pipe is used then it must be at least the same diameter as the relief valve outlet.
Spring Material: Stainless Steel,

NO LEAD <0.25% Pb by weighted avg.

	Part No.	Size	Inlet Connection	Outlet Connection	Facroty Pre-Set	Quantity L1	Quantity L2
	Brass, Temperature Range: Up to 140°F (60°C), Accuracy: +/- 15%						
	RVNB05-075NL	1/2"	MPT	FPT	75 PSI	10	100
	RVNB07-075NL	3/4" x 1/2"	MPT	FPT	75 PSI	10	100
	Brass, Temperature Range: Up to 140°F (60°C), Accuracy: +/- 15% • NSF/ANSI Standard 372 Certified						
	RVNB05-100NL	1/2"	MPT	FPT	100 PSI	10	100
	RVNB07-100NL	3/4" x 1/2"	MPT	FPT	100 PSI	10	100
	Cast Brass, Temperature Range: Up to 140°F (60°C), Accuracy: +/- 15% • NSF/ANSI Standard 372 Certified						
	RVHD05NL	1/2"	MPT	FPT	75 PSI	50	
	RVHD07NL	3/4"	MPT	FPT	75 PSI	25	
	RVHD10NL	1" x 3/4"	MPT	FPT	75 PSI	20	
	Cast Brass, Temperature Range: Up to 140°F (60°C), Accuracy: +/- 15% • NSF/ANSI Standard 372 Certified						
	RVHD12NL	1-1/4"	MPT	FPT	65 PSI	10	
	RVHD15NL	1-1/2"	FPT	FPT	65 PSI		
	RVHD20NL	2"	FPT	FPT	65 PSI		
	**304 Stainless Steel, Accuracy: +/- 15%** • NSF/ANSI Standard 372 Certified						
	SSRVN05-075	1/2"	MPT	FPT	75 PSI	10	100
	SSRVN07-075	3/4" x 1/2"	MPT	FPT	75 PSI	10	100
	**304 Stainless Steel, Accuracy: +/- 15%** • NSF/ANSI Standard 372 Certified						
	SSRVN05-100	1/2"	MPT	FPT	100 PSI	10	100
	SSRVN07-100	3/4" x 1/2"	MPT	FPT	100 PSI	10	100
	PVC, Accuracy: +/- 15% • Adjustable to 150 PSI						
	PVCRVN05-75150	1/2"	MPT	FPT	75 PSI	20	120

BOSHART INDUSTRIES

SNIFTER & TANK VALVES

The valves with a light 3 PSI or no-spring are typically used in bleeder systems, they allow air to be drawn into the water line to charge a hydro-pneumatic pressure tank. The SV-1NL with heavy 60 PSI spring is a general purpose air valve, commonly used to add air to a pressure tank using a air compressor.

- NSF/ANSI Standard 372 Certified
- SV-0-NCS & SV-1-NCS Opening Pressure is 0 PSI

NO LEAD <0.25% Pb by weighted avg.

Part No.	Size	Design	Quantity L1	Quantity L2
MPT, Temperature Range: -10°F to 165°F (-23°C to 73.9°C), Opening Pressure: 3 PSI, Pressure Range: 15-150 PSI				
SV-0-NCS	1/8"	Springless	10	100
SV-0-SC-VC	1/8"	Light Spring	10	100
SV-0NL	1/8"	Light Spring - Soft Core	10	100
SV-1-NCS	1/4"	Springless	10	100
SV-1-SC-VC	1/4"	Light Spring - Soft Core	10	100
MPT, Temperature Range: -22°F to 275°F (-30°C to 135°C), Opening Pressure: 60 PSI, Pressure Range: 0-200 PSI				
SV-1NL	1/4"	Standard	10	100

SNIFTER VALVE CAPS

These caps are for snifter valves.

Part No.	Description	Quantity L1	Quantity L2
SV-CAP	Black flexible plastic cap (no sealing gasket)	10	100
SV-CAP-M	Chrome plated steel cap with rubber seal & valve core driver feature		2000

BLEEDER ORIFICES

Bleeder orifices allow for water to be easily drained from submersible pump applications.

NO LEAD <0.25% Pb by weighted avg.

Brass, MPT

Rapid opening and closing, complete closure preventing loss of pumping volume.

Part No.	Size	Quantity L1	Quantity L2
BOB07NL	3/4"	48	384

Rubber, MPT

Fast bleed through its large opening.

Part No.	Size	Quantity L1	Quantity L2
BOR10	1"	40	600

WATER/FILTRATION

BOSHART INDUSTRIES

FLOAT VALVES

The most common use of a float valve is to control the filling of livestock water tanks and water tower cooling tanks as well as many other automatic tank filling applications.

NO LEAD <0.25% Pb by weighted avg.

Part No.	Inlet Size	Inlet Connection	Oulet Size	Outlet Connection	Rod Connection	Quantity L1	Quantity L2
Brass, Temperature Range: Up to 180°F (82°C), Maximum Pressure: 125 PSI							
SMT connection is straight male thread with a gasket and nut							
• NSF/ANSI Standard 372 Certified							
28-BFV-03NL	3/8"	MPT	3/8"	MPT	1/4" - 20 SAE	10	100
28-BFV-05NL	1/2"	MPT	1/2"	MPT	1/4" - 20 SAE	10	100
28-BFV-07NL	3/4"	MPT	3/4"	MPT	1/4" - 20 SAE	10	80
28-BFV-10NL	1"	MPT	1"	MPT	1/4" - 20 SAE	10	40
28-BFV-12NL	1-1/4"	FPT		Faucet	3/8" - 16 SAE	20	
28-BFV-15NL	1-1/2"	FPT		Faucet	3/8" - 16 SAE	20	
28-BFV-20NL	2"	FPT		Faucet	3/8" - 16 SAE	20	
28-BHFV-05NL	1/2" or 3/8"	SMT or FPT	1/2"	MPT	1/4" - 20 SAE	10	100
28-BHFV-07NL	3/4" or 1/2"	SMT or FPT	3/4"	MPT	1/4" - 20 SAE	10	80

PVC, Maximum Pressure: 100 PSI							
28-PFV-05	1/2"	MPT	1/2"	MPT	1/4" - 20 SAE	24	192
28-PFV-07	3/4"	MPT	3/4"	MPT	1/4" - 20 SAE	12	144
28-PFV-10	1"	MPT	1"	MPT	1/4" - 20 SAE	10	80
28-PFV-12	1-1/4"	MPT	1-1/4"	MPT	3/8" - 16 SAE	28	
28-PFV-15	1-1/2"	MPT	1-1/2"	MPT	3/8" - 16 SAE	28	

FLOAT VALVE PARTS

These are replacement parts for float valves.

Part No.	Description	Quantity L1	Quantity L2
Lever Assembly			
28-BFVP-LA0310	For 3/8" to 1" float valve	100	
28-BFVP-LA1220	For 1-1/4" to 2" float valve	50	

Plunger Assembly			
28-BFVP-PA0305	For 3/8" to 1/2" float valve	100	
28-BFVP-PA07	For 3/4" float valve	60	
28-BFVP-PA10	For 1" float valve	300	
28-BFVP-PA1220	For 1-1/4" to 2" float valve	20	

Replacement Seal Kit			
28-BFVP-SK0305	For 3/8" to 1/2" float valve	50	
28-BFVP-SK07	For 3/4" float valve	100	
28-BFVP-SK10	For 1" float valve	100	
28-BFVP-SK1220	For 1-1/4" to 2" float valve	100	

FLOAT PLUG ADAPTERS

These float plug adapters are used to connect two different types of threads together or where the float rod is a different connection than the float valve requires.

Part No.	Size	Connection Type	Description	Quantity L1	Quantity L2
Brass					
28-BFVA-R434-0	1/4" x 3/8"	Female UNC x MPT	Connects 3/8" thru 1" valve to 8" float		
28-BFVA-R434-11	3/8"	Female UNC x MPT	Connects 1-1/4" thru 2" valve to 8" float		
28-BFVA-R435-5	3/8" x 1/4"	Male UNC x Female UNC	Connects 1-1/4" thru 2" valve to 6" or smaller float		

Contact your sales rep for any further information

Toll Free: 1-800-561-3164

boshart.com

BOSHART INDUSTRIES

FLOAT RODS

Float rods are used for connecting the float to the float valve.

NO LEAD <0.25% Pb by weighted avg.

Stainless Steel,
Use to connect 3/8" thru 1" float valves with float balls up to and including 6" diameter.

Part No.	Size	Thread	Length	Quantity L1	Quantity L2
28-BFVRSS-045	1/4"	Male UNC	4-1/2"	500	
28-BFVRSS-06	1/4"	Male UNC	6"	500	
28-BFVRSS-08	1/4"	Male UNC	8"	400	
28-BFVRSS-10	1/4"	Male UNC	10"	250	
28-BFVRSS-12	1/4"	Male UNC	12"	200	

Stainless Steel,
Use to connect 3/8" thru 1" float valves with 8" or larger float balls, or 1-1/4" thru 2" float valves with float balls up to and including 6" diameter.

28-BFVRSS3814-10	3/8" x 1/4"	Male UNC x Male UNC	10"	100	
28-BFVRSS3814-12	3/8" x 1/4"	Male UNC x Male UNC	12"	100	
28-BFVRSS3814-14	3/8" x 1/4"	Male UNC x Male UNC	14"	100	
28-BFVRSS3814-16	3/8" x 1/4"	Male UNC x Male UNC	16"	100	

Stainless Steel,
Use to connect 1-1/4" thru 2" float valves with 8" diameter and larger float balls.

28-BFVRSS38-10	3/8"	Male UNC	10"	100	
28-BFVRSS38-12	3/8"	Male UNC	12"	100	
28-BFVRSS38-14	3/8"	Male UNC	14"	100	
28-BFVRSS38-16	3/8"	Male UNC	16"	100	

FLOATS

It is not recommended to use less than an 8" diameter float with 1-1/4" to 2" valves. Due to a lack of buoyancy - 6" & smaller floats can be used where inlet pressure is very low.

Copper,
• For open tank service only

Part No.	Float Diameter	Size	Thread	Bouyancy Lb/CU.FT	Quantity L1	Quantity L2
28-BFVF-C3	3"	1/4"	Female UNC	0.34		
28-BFVF-C4	4"	1/4"	Female UNC	0.80		
28-BFVF-C5	5"	1/4"	Female UNC	1.73		
28-BFVF-C6	6"	1/4"	Female UNC	3.26		
28-BFVF-C8	8"	3/8"	Female UNC	8.03		

Polypropylene, Temperature Range: Up to 175°F (79°C),
• NSF/ANSI Standard 372 Certified
• For open tank service only
• Corrosion resistant
• Float rod connection is not factory threaded, the smooth hole is designed for easy self-tapping by threading the metal float rod into the blind hole

NO LEAD <0.25% Pb by weighted avg.

28-BFVF-P5	5"	1/4"	UNC (Self-tapping)	1.20
28-BFVF-P6	6"	1/4"	UNC (Self-tapping)	3.40
28-BFVF-P8	8"	1/4"	UNC (Self-tapping)	8.40

BOSHART INDUSTRIES

FLOATS

Polyethylene, Temperature Range: Up to 150°F (66°C),
- Excellent corrosive resistance, good impact & abrasive resistance
- 4.5" to 6": Float rod connection is not factory threaded, the smooth hole is designed for easy self-tapping by threading the metal float rod into the blind hole
- 8" to 10": Floats have a threaded brass insert rod connection
- Not to be used in applications where they are fully submersed

NO LEAD <0.25% Pb by weighted avg.

Part No.	Float Diameter	Size	Thread	Bouyancy Lb/CU.FT	Quantity L1	Quantity L2
28-BFVF-PL10	10"	3/8"	Female UNC		30	
28-BFVF-PL4.5	5"	1/4"	UNC (Self-tapping)		400	
28-BFVF-PL5	5"	1/4"	UNC (Self-tapping)		200	
28-BFVF-PL6	6"	1/4"	UNC (Self-tapping)		100	
28-BFVF-PL8	8"	3/8"	Female UNC		50	

304 Stainless Steel,
- Suitable for use in corrosive fluids where high pressure or extreme temperature may exist

NO LEAD <0.25% Pb by weighted avg.

Part No.	Float Diameter	Size	Thread	Bouyancy Lb/CU.FT	Quantity L1	Quantity L2
28-BFVF-S3	3"	1/4"	Female UNC	0.21		
28-BFVF-S4	4"	1/4"	Female UNC	0.65		
28-BFVF-S5	5"	1/4"	Female UNC	1.55		
28-BFVF-S6	6"	1/4"	Female UNC	2.15		
28-BFVF-S8	8"	3/8"	Female UNC	6.50		

NON-REPAIRABLE AIR VOLUME CONTROLS

These non-repairable air volume controls prolong the pump life by reducing cycling frequency.
- NSF/ANSI Standard 372 Certified

Primary Material: Zinc Plated Steel, Maximum Pressure: 100 PSI

NO LEAD <0.25% Pb by weighted avg.

Part No.	Tank Connection	Pump Connection	Maximum Tank Size	Quantity L1	Quantity L2
Boshart					
AVC45	1/4" MPT	1/4" Male Comp Thread	42 gal	20	
AVC100	3/8" MPT	1/4" Male Comp Thread	120 gal	20	

Part No.	Tank Connection	Pump Connection	Maximum Tank Size	Quantity L1	Quantity L2
Brady					
AV45F	1/4" MPT	1/8" FPT	70 gal		
AV45	1/4" MPT	1/4" Male Comp Thread	70 gal		
AV100F	3/8" MPT	1/8" FPT	120 gal		
AV100	3/8" MPT	1/4" Male Comp Thread	120 gal		

BOSHART INDUSTRIES

REPAIRABLE AIR VOLUME CONTROLS

Repairable air volume controls reduce cycling frequency and can be used on jet, centrifugal & rotary pumps.
Primary Material: Zinc-die Cast, Maximum Pressure: 100 PSI

Part No.	Tank Connection	Pump Connection	Maximum Tank Size	Quantity L1	Quantity L2
Brady					
AV30	1/4" FPT	7/16" - 24 THD	42 gal		
AV42	1/4" FPT	1/4" FPT	70 gal		
AV80	1/4" FPT	1/4" FPT	120 gal		
AV120	1/4" FPT	1/4" FPT	220 gal		

AIR VOLUME CONTROL REPAIR KITS

These are for the repairable air volume controls. Each kit includes a diaphragm, springs, screws, nuts, ball and seal which are needed for a quick and simple repair job.

Part No.	Description	Quantity L1	Quantity L2
AV-30-3A	For AV30		
AV-42-3A	For AV42		
AV-80-3A	For AV80		
AV-120-3A	For AV120		

AVC INSTALLATION KIT

A fitting attaches to suction side of pump for air volume control use and to pressure side of pump for pressure switch use or the second fitting attaches to pump side of AV42, AV80 and AV120 air volume controls for air volume control use. For pressure switch installation, it attaches to pressure switch and pressure side of pump.

Part No.	Quantity L1	Quantity L2
Includes: (2) Fitting No. 75-1/8 1/4" Barb x 1/8" MPT Plastic Fitting (2) Fitting No. 75-1/4 1/4" Barb x 1/4" MPT 90 Elbow Plastic Fitting (1) Fitting No. 78E 1/4" Barb x 7/16" Compression Elbow Plastic Fitting (1) 4' of Polyethylene Tubing 1/4" I.D. x 3/8" O.D.		
AVC-UK1		

BOSHART INDUSTRIES

WELL AIR VOLUME CONTROLS

All housings are tapped for use with a 1/4" FPT gauge.
Maximum Pressure: 100 PSI

NO LEAD <0.25% Pb by weighted avg.

Part No.	Brand	Housing	Tank Connection	Pressure Range	Quantity L1	Quantity L2
Deep Well Adjustable Air Release • Air release valve factory set at 25 PSI						
AVC-AE10	Boshart	Plastic	1-1/4" MPT	0-40 PSI	50	
Deep Well Adjustable Air Release • Air release valve factory set at 25 PSI • NSF/ANSI Standard 372 Certified						
AVC-DW-AR	Boshart	Zinc die-cast	1-1/4" MPT	0-40 PSI	50	
Deep Well Air Release • NSF/ANSI Standard 372 Certified						
AVC-DWP	Boshart	Plastic	1-1/4" MPT		50	
Shallow Well Control • 48" of 1/4" poly tubing & brass mini barb adapters included • NSF/ANSI Standard 372 Certified						
AVC-L	Ametek	Zinc die-cast	1-1/4" MPT		20	
Deep Well Air Release • NSF/ANSI Standard 372 Certified						
AVC-PENN-WJ	PENN	Plastic	1-1/4" MPT		50	
Shallow Well Control • 48" of 1/4" poly tubing & brass mini barb adapters included • NSF/ANSI Standard 372 Certified						
AVC-SW	Boshart	Zinc die-cast	1-1/4" MPT		50	
Deep Well Adjustable Air Release • Air release valve factory set at 25 PSI • NSF/ANSI Standard 372 Certified						
AVC-WJ	Ametek	Zinc die-cast	1-1/4" MPT	0-40 PSI	20	

BOSHART INDUSTRIES

FLOMATIC FLOW CONTROLS

The Flomatic® Flo-Trol® CD900 automatic flow control valves are designed to give constant flow over a wide pressure ranges. The valve design has no moving part; rather a self-cleaning flexible orifice that varies in size with applied pressure so that a constant flow rate is maintained. See tech sheet for various applications.
- 3" MPT models (CDK series) are available by special order. Contact sales for details.
• NSF/ANSI 61 & 372
• Flow rates are +/- 15% between 15 and 125 psi (1 to 6 bar)
Temperature Range: Up to 180°F (82°C)

NO LEAD <0.25% Pb by weighted avg.

3/8" FPT
Stainless Steel, Hex: 0.875", Overall Length: 1.75"

Part No.	Flow	Quantity L1	Quantity L2
CDA.19	0.19 GPM		
CDA.25	0.25 GPM		
CDA.50	0.5 GPM		
CDA.75	0.75 GPM		
CDA1.0	1 GPM		

1/2" FPT
Stainless Steel, Hex: 1.000", Overall Length: 2.00"

Part No.	Flow	Quantity L1	Quantity L2
CDB1.0	1 GPM		
CDB1.5	1.5 GPM		
CDB2.0	2 GPM		
CDB2.5	2.5 GPM		
CDB3.0	3 GPM		
CDB3.5	3.5 GPM		
CDB4.0	4 GPM		
CDB5.0	5 GPM		
CDB6.0	6 GPM		

3/4" FPT
Stainless Steel, Hex: 1.250", Overall Length: 2.25"

Part No.	Flow	Quantity L1	Quantity L2
CDC1.0	1 GPM		
CDC1.5	1.5 GPM		
CDC2.0	2 GPM		
CDC2.5	2.5 GPM		
CDC3.0	3 GPM		
CDC3.5	3.5 GPM		
CDC4.0	4 GPM		
CDC4.5	4.5 GPM		
CDC5.0	5 GPM		
CDC6.0	6 GPM		
CDC7.0	7 GPM		
CDC8.0	8 GPM		
CDC9.0	9 GPM		
CDC10	10 GPM		
CDC11.5	11.5 GPM		

3/4" MPT x FPT
Stainless Steel, Hex: 1.250", Overall Length: 1.50"

Part No.	Flow	Quantity L1	Quantity L2
CDY1.0	1 GPM		
CDY1.5	1.5 GPM		
CDY2.0	2 GPM		
CDY2.5	2.5 GPM		
CDY3.0	3 GPM		
CDY4.0	4 GPM		
CDY5.0	5 GPM		
CDY6.0	6 GPM		
CDY7.0	7 GPM		
CDY8.0	8 GPM		
CDY9.0	9 GPM		
CDY10	10 GPM		
CDY11.5	11.5 GPM		

1" FPT
Stainless Steel, Hex: 1.500", Overall Length: 2.75"

Part No.	Flow	Quantity L1	Quantity L2
CDX1.0	1 GPM		
CDX1.5	1.5 GPM		
CDX2.0	2 GPM		
CDX2.5	2.5 GPM		
CDX3.0	3 GPM		
CDX3.5	3.5 GPM		
CDX4.0	4 GPM		
CDX4.5	4.5 GPM		
CDX5.0	5 GPM		
CDX6.0	6 GPM		
CDX7.0	7 GPM		
CDX8.0	8 GPM		
CDX9.0	9 GPM		
CDX10	10 GPM		
CDX12	12 GPM		
CDX15	15 GPM		
CDX20	20 GPM		
CDX25	25 GPM		
CDX30	30 GPM		

FLOMATIC FLOW CONTROLS

1-1/4" MPT
Stainless Steel, OD: 1.66" , Overall Length: 3.00"

Part No.	Flow	Quantity L1	Quantity L2
CDP1.0	1 GPM		
CDP1.5	1.5 GPM		
CDP2.0	2 GPM		
CDP2.5	2.5 GPM		
CDP3.0	3 GPM		
CDP3.5	3.5 GPM		
CDP4.0	4 GPM		
CDP5.0	5 GPM		
CDP6.0	6 GPM		
CDP7.0	7 GPM		
CDP8.0	8 GPM		
CDP9.0	9 GPM		
CDP10	10 GPM		
CDP12	12 GPM		
CDP15	15 GPM		
CDP20	20 GPM		
CDP25	25 GPM		
CDP30	30 GPM		

1-1/2" MPT
Stainless Steel, OD: 1.90", Overall Length: 3.00"

Part No.	Flow	Quantity L1	Quantity L2
CDT9.0	9 GPM		
CDT10	10 GPM		
CDT12	12 GPM		
CDT15	15 GPM		
CDT20	20 GPM		
CDT25	25 GPM		
CDT30	30 GPM		

2" MPT
Stainless Steel, OD: 2.375", Overall Length: 3.00"

Part No.	Flow	Quantity L1	Quantity L2
CDF9.0	9 GPM		
CDF10	10 GPM		
CDF12	12 GPM		
CDF15	15 GPM		
CDF17	17 GPM		
CDF20	20 GPM		
CDF25	25 GPM		
CDF30	30 GPM		

SECTION 8

TANK TEES & PACKAGES

Multi-port tees attach pressure tanks to the rest of the water system

INDEX

Product Line	Page
Solid Tank Tees	1
WellMate Tank Tees	1
Union Tank Tees	2
Constant Pressure Manifolds	2
Manifold Brackets	3
Universal Pump Mounting Bracket	3
Constant Pressure Manifold Packages	4
Tank Tee Packages	5

BOSHART INDUSTRIES

SOLID TANK TEES

Tank tees are a multi port fitting that is designed to connect a tank to the water system.

NO LEAD <0.25% Pb by weighted avg.

Part No.	Tank Connection	Centre End Length	In-Line Connection	Drain Port	Quantity L1	Quantity L2
304 Stainless Steel, Accessory Ports: (2) 1/4" FPT Head casting with permanently installed schedule 40 pipe nipple leg. • NSF/ANSI Standard 372						
07ST-25SFH-2	1" FPT	1-3/4"	1" MPT x 3/4" FPT	(2) 1/2" FPT	5	40
07ST-25S-2	1" MPT	4-3/4"	1" MPT x 3/4" FPT	(2) 1/2" FPT	6	24
07ST-8-2	1" MPT	7-3/4"	1" MPT x 3/4" FPT	(2) 1/2" FPT	5	20
07ST-25-2	1" MPT	9-3/4"	1" MPT x 3/4" FPT	(2) 1/2" FPT	3	12
07ST-14X1-2	1" MPT	12-3/4"	1" MPT x 3/4" FPT	(2) 1/2" FPT	3	12
07ST-13S-2	1-1/4" MPT	4-1/2"	1-1/4" MPT x 1" FPT	(2) 3/4" FPT	6	24
07ST-13-2	1-1/4" MPT	12-7/8"	1-1/4" MPT x 1" FPT	(2) 3/4" FPT	2	8
07ST-16-2	1-1/4" MPT	15-7/8"	1-1/4" MPT x 1" FPT	(2) 3/4" FPT	3	12
07ST-13SFH-2	1-1/4" FPT	1-7/8"	1-1/4" MPT x 1" FPT	(2) 3/4" FPT	4	32

Brass, Accessory Ports: (2) 1/4" FPT • NSF/ANSI Standard 372						
2-07TK-25S-2NL	1" MPT	3-5/8"	1" MPT x 3/4" FPT	(2) 1/2" FPT	5	40
2-07TK-25-1NL	1" MPT	10"	1" MPT x 3/4" FPT	(1) 1/2" FPT	2	24
2-07TK-25-2NL	1" MPT	10"	1" MPT x 3/4" FPT	(2) 1/2" FPT	2	24
2-07TK-14X1-2NL	1" MPT	13"	1" MPT x 3/4" FPT	(2) 1/2" FPT	2	20
2-07TK-25SF-2NL	1" FPT	3-5/8"	1" MPT x 3/4" FPT	(2) 1/2" FPT	4	32
2-07TK-54S-2NL	1-1/4" MPT	3"	1" MPT x 3/4" FPT	(2) 1/2" FPT	5	40
2-07TK-13S-2NL	1-1/4" MPT	3-3/8"	1-1/4" MPT x 1" FPT	(2) 3/4" FPT	4	32
2-07TK-13-2NL	1-1/4" MPT	13"	1-1/4" MPT x 1" FPT	(2) 3/4" FPT	2	12
2-07TK-13SF-2NL	1-1/4" FPT	3-5/8"	1-1/4" MPT x 1" FPT	(2) 3/4" FPT	4	32

Galvanized Malleable Iron, Accessory Ports: (2) 1/4" FPT • NSF/ANSI Standard 372						
07HC100G	1" FPT	1-1/2"	1" FPT	(1) 3/4" FPT	30	
07HC125G	1-1/4" FPT	2"	1-1/4" FPT	(1) 3/4" FPT	20	

PVC, Accessory Ports: (2) 1/4" FPT						
07PT-25-2	1" MPT	11"	1" MPT x 3/4" Socket	(2) 1/2" FPT	60	
07-IC125	1-1/4" MPT x 1" FPT	3-5/8"	1" MPT x 3/4" FPT	(1) 3/4" FPT & (1) 1/2" FPT	100	

WELLMATE TANK TEES

Tank tees are a multi port fitting that is designed to connect a tank to the water system. These tank tees are specially designed for the WellMate Quick Connect tank series. They have alignment tabs that interlock with the tank connection to keep the tee in perfect position. The leg length allows for the replacement of a pressure switch without hitting the tank, eliminating the need for the tee to be disassembled from the tank.

NO LEAD <0.25% Pb by weighted avg.

Part No.	Tank Connection	Centre End Length	In-Line Connection	Drain Port	O-Ring	Quantity L1	Quantity L2
Brass, Accessory Ports: (2) 1/4" FPT • NSF/ANSI Standard 61 & 372							
07TK-25S-2-WMNL	Male QC	4-1/8"	1" MPT x 3/4" FPT	(2) 1/2" FPT	AS 568-220	2	24
07TK-13S-2-WMNL	Male QC	6"	1-1/4" MPT x 1" FPT	(2) 3/4" FPT	AS 568-220	2	24

BOSHART INDUSTRIES

UNION TANK TEES

Boshart's tank tees provide faster installation of a water system, are compact and make a clean looking installation reducing the number of potential leak points. They come in a variety of union style tees which allow for quick and easy replacement of the tank when required. Available in various leg lengths to accommodate any size / brand of tank on the market.

NO LEAD <0.25% Pb by weighted avg.

We offer an NSF 61 Certified Silicone Lubricant that is suitable for this Product. See OR-LUBE in the Filtration Section.
O-ring Material: Nitrile Rubber

Part No.	Tank Connection	Centre End Length	In-Line Connection	Drain Port	O-Ring	Quantity L1	Quantity L2
304 Stainless Steel, Accessory Ports: (2) 1/4" FPT • NSF/ANSI Standard 372							
07ST-25S-2U	1" MPT	4-1/2"	1" MPT x 3/4" FPT	(2) 1/2" FPT	AS 568-217	6	24
07ST-8-2U	1" MPT	7-1/2"	1" MPT x 3/4" FPT	(2) 1/2" FPT	AS 568-217	6	24
07ST-25-2U	1" MPT	10"	1" MPT x 3/4" FPT	(2) 1/2" FPT	AS 568-217	3	12
07ST-14X1-2U	1" MPT	13"	1" MPT x 3/4" FPT	(2) 1/2" FPT	AS 568-217	3	12
07ST-25SF-2U	1" FPT	2-5/8"	1" MPT x 3/4" FPT	(2) 1/2" FPT	AS 568-212	4	32
07ST-13S-2U	1-1/4" MPT	4-1/2"	1-1/4" MPT x 1" FPT	(2) 3/4" FPT	AS 568-221	4	16
07ST-13-2U	1-1/4" MPT	13"	1-1/4" MPT x 1" FPT	(2) 3/4" FPT	AS 568-221	2	8
07ST-16-2U	1-1/4" MPT	16"	1-1/4" MPT x 1" FPT	(2) 3/4" FPT	AS 568-221	3	12
07ST-13SF-2U	1-1/4" FPT	2-3/4"	1-1/4" MPT x 1" FPT	(2) 3/4" FPT	AS 568-320	4	24
Brass, Accessory Ports: (2) 1/4" FPT • NSF/ANSI Standard 372							
2-07TKO-25S-2UNL	1" MPT	4-1/2"	1" MPT x 3/4" FPT	(2) 1/2" FPT	AS 568-215	4	24
2-07TKO-8-2UNL	1" MPT	7-1/2"	1" MPT x 3/4" FPT	(2) 1/2" FPT	AS 568-215	2	20
2-07TKO-25-1UNL	1" MPT	10"	1" MPT x 3/4" FPT	(1) 1/2" FPT	AS 568-215	2	20
2-07TKO-25-2UNL	1" MPT	10"	1" MPT x 3/4" FPT	(2) 1/2" FPT	AS 568-215	2	20
2-07TKO-14X1-2UNL	1" MPT	13"	1" MPT x 3/4" FPT	(2) 1/2" FPT	AS 568-215	2	16
2-07TK-25SF-2UNL	1" FPT	3"	1" MPT x 3/4" FPT	(2) 1/2" FPT	AS 568-212	4	32
2-07TKO-13S-2UNL	1-1/4" MPT	4-1/2"	1-1/4" MPT x 1" FPT	(2) 3/4" FPT	AS 568-218	4	24
2-07TKO-13-2UNL	1-1/4" MPT	13"	1-1/4" MPT x 1" FPT	(2) 3/4" FPT	AS 568-218	2	12
2-07TK-54SF-2UNL	1-1/4" FPT	3"	1" MPT x 3/4" FPT	(2) 1/2" FPT	AS 568-320	4	32
2-07TK-13SF-2UNL	1-1/4" FPT	3"	1-1/4" MPT x 1" FPT	(2) 3/4" FPT	AS 568-320	4	24

CONSTANT PRESSURE MANIFOLDS

Constant pressure manifolds are a multi port fitting that is designed to connect a tank to the water system. The MPT x FPT line connections on both ends allow for ease of installation.
Pressure gauge port: (1) 1/4"

NO LEAD <0.25% Pb by weighted avg.

Part No.	Tank Connection	In-Line Connection	Drain Port	Transuducer Port	Quantity L1	Quantity L2
304 Stainless Steel, • NSF/ANSI Standard 372						
07M-125SS	1" FPT	1-1/4" MPT x 1" FPT	(2) 3/4" FPT	(1) 1"	6	24
07M-200SS	1" FPT	2" MPT x 1-1/2" FPT	(2) 3/4" FPT	(1) 1"	3	12
Brass • NSF/ANSI Standard 372						
2-07M-125-10NL	1" FPT	1-1/4" MPT x 1" FPT	(2) 3/4" FPT	(1) 1"	16	
2-07M-125NL	3/4" FPT	1-1/4" MPT x 1" FPT	(2) 3/4" FPT	(1) 3/4"	16	

MANIFOLD BRACKETS

The bracket allows a manifold to be secured to the brackets with “U” bolts and a small pressure tank inserted to the manifold. This bracket is interchangeable to allow for two different mounting options. Brackets are steel with black powder coat finish and are supplied with lag screws, “U” bolts, nylon lock nuts and plastic end caps.

Part No.	Size	Quantity L1	Quantity L2
07M-125-MB	1-1/4"	20	
07M-200-MB	2"	20	

UNIVERSAL PUMP MOUNTING BRACKET

Pump mounting bracket kit has the following components:
- (1) Zinc plated pump stand bracket
- (1) 3/8" - 16NC x 3/4" Zinc plated bolt
- (1) 3/8" - 16NC x 1" Zinc plated bolt
- (8) 3/8" Zinc plated flat washer
- (1) 1/2" - 13NC x 3/4" Long zinc plated hex bolt
- (1) 1/2" - 13NC x 1" Long zinc plated hex bolt
- (6) 1/2" Zinc plated flat washer
- (1) 5/8" - 11NC (external) x 3/8" - 16NC (internal) Insert
- (4) Blue plastic leg protectors

Note: To prevent damage to the tank it is very important to use the proper length bolts. A bolt which is too long may dent or puncture the tank dome. The length of bolt will vary on different tank styles. Always use slim washers where required.

Part No.	Package Includes	Quantity L1	Quantity L2
PMB		20	

BOSHART INDUSTRIES

CONSTANT PRESSURE MANIFOLD PACKAGES

Boshart's constant pressure manifold packages come with a wide range of components and sizes to fit any application.
• NSF/ANSI Standard 372

	Part No.	Package Includes	Quantity L1	Quantity L2
	Brass Manifold Packages			
	TFP-2M125NL	**MANIFOLD: 2-07M-125NL -** NL 1-1/4"Mx13-5/8" Manfld Constant Pressure Systems **PRESSURE GAUGE: PGCBM-1-100-GNL -** No Lead 2" Liq 1/4"Cbm 0-100 **RELIEF VALVE: RVNB07-100NL -** NL 3/4" Brass Relief Vlve Non-Adjustable - Set @ 100 PSI **HOSE BIBB: 0852-07NL -** NL 3/4"Mpt 1/4 Turn Hose Bibb - Brass (Ball Type) **BUSHING: NLBRB-0705 -** 3/4" x 1/2" Brnz Bshg No Lead	6	
	TFP-2M125MBNL	**MANIFOLD: 2-07M-125NL -** NL 1-1/4"Mx13-5/8" Mnfld Constant Pressure Systems **MANIFOLD BRACKET: 07M-125-MB -** Bracket Kit For 1-1/4"Manifold Constant Pressure Systems **PRESSURE GAUGE: PGCBM-1-100-GNL -** No Lead 2" Liq 1/4"Cbm 0-100 **RELIEF VALVE: RVNB07-100NL -** NL 3/4" Brass Relief Vlve Non-Adjustable - Set @ 100 PSI **HOSE BIBB: 0852-07NL -** NL 3/4"Mpt 1/4 Turn Hose Bibb - Brass (Ball Type) **BUSHING: NLBRB-0705 -** 3/4" x 1/2" Bronze Bushing No Lead	5	
	304 Stainless Steel Manifold Packages			
	TFP-07M200SS-MB	**MANIFOLD: 07M-200SS -** 2" M x 1-1/2" F x 13.75" 304SS Manifold **MANIFOLD BRACKET: 07M-200-MB -** Bracket Kit For 2" Manifold Constant Pressure Systems **PRESSURE GAUGE: PGSCBM-100-G -** 2" S.S. Liq 1/4"Cbm 0-100 **RELIEF VALVE: SSRVN07-100 -** 3/4" #304 S.S Relief Valve Non-Adjustable - Set @ 100 PSI **HOSE BIBB: SSHB52-07 -** 3/4" Mpt 1/4 Turn Hose Bibb - 304 Series S.S. (Ball Type) **BUSHING: 439-130 -** 1" x 1/2" Mipt x Fipt Bushing - Schedule 40 PVC **439-131 -**1" x 3/4" Mipt x Fipt Threaded Bushing - Schedule 40 PVC	5	
	TFP-07M125SSMB-01	**MANIFOLD: 07M-125SS -** 1-1/4" M x 1" F x 11" 304SS Manifold **MANIFOLD BRACKET: 07M-125-MB -** Bracket Kit For 1-1/4" Manifold Constant Pressure Systems **PRESSURE GAUGE: PGSCBM-100-G -** 2" S.S. Liq 1/4"Cbm 0-100 **RELIEF VALVE: SSRVN07-100 -** 3/4" #304 S.S Relief Valve Non-Adjustable - Set @ 100 PSI **HOSE BIBB: SSHB52-07 -** 3/4" Mpt 1/4 Turn Hose Bibb - 304 Series S.S. (Ball Type) **BUSHING: SS304B-1005 -** 1" x 1/2" 304SS Bshg Iso4144 **SS304B-1007 -** 1" x 3/4" 304SS Bshg Iso4144 **TAPE: TT260-SS -** 1/2" x 260"x .004" S.S. TAPE	5	
	TFP-07M125SS-MB	**MANIFOLD: 07M-125SS -** 1-1/4" M x 1" F x 11" 304SS Manifold **MANIFOLD BRACKET: 07M-125-MB -** Bracket Kit For 1-1/4" Manifold Constant Pressure Systems **PRESSURE GAUGE: PGSCBM-100-G -** 2" S.S. Liq 1/4"Cbm 0-100 **RELIEF VALVE: SSRVN07-100 -** 3/4" #304 S.S Relief Valve Non-Adjustable - Set @ 100 PSI **HOSE BIBB: SSHB52-07 -** 3/4" MPT 1/4 Turn Hose Bibb - 304 Series S.S. (Ball Type) **BUSHING: 439-130 -** 1" x 1/2" Mipt x Fipt Bushing - Schedule 40 PVC **439-131 -** 1" x 3/4" Mipt x Fipt Threaded Bushing - Schedule 40 PVC	5	
	TFP-07M125SS-01	**MANIFOLD: 07M-125SS -** 1-1/4" M x 1" F x 11" 304SS Manifold **PRESSURE GAUGE: PGSCBM-100-G -** 2" S.S. Liq 1/4"Cbm 0-100 **RELIEF VALVE: SSRVN07-100 -** 3/4" #304 S.S Relief Valve Non-Adjustable - Set @ 100 PSI **HOSE BIBB: SSHB52-07 -** 3/4" MPT 1/4 Turn Hose Bibb - 304 Series S.S. (Ball Type) **BUSHING: SS304B-1005 -** 1" x 1/2" 304SS Bshg ISO4144 **SS304B-1007 -** 1" x 3/4" 304SS Bshg Iso4144 **TAPE: TT260-SS -** 1/2" x 260"x .004" S.S. TAPE	6	
	TFP-07M125SS	**MANIFOLD: 07M-125SS -** 1-1/4" M x 1" F x 11" 304SS Manifold **PRESSURE GAUGE: PGSCBM-100-G -** 2" S.S. Liq 1/4"Cbm 0-100 **RELIEF VALVE: SSRVN07-100 -** 3/4" #304 S.S Relief Valve Non-Adjustable - Set @ 100 PSI **HOSE BIBB: SSHB52-07 -** 3/4" Mpt 1/4 Turn Hose Bibb - 304 Series S.S. (Ball Type) **BUSHING: 439-130 -** 1" x 1/2" Mipt x Fipt Bushing - Schedule 40 **PVC 439-131 -** 1" x 3/4" Mipt x Fipt Threaded Bushing - Schedule 40 PVC	6	

Contact your sales rep for any further information
Toll Free: 1-800-561-3164
boshart.com

BOSHART INDUSTRIES

TANK TEE PACKAGES

Boshart's tank tee packages come with a wide range of components and sizes to fit any application.
• NSF/ANSI Standard 372

Part No.	Package Includes	Quantity L1	Quantity L2
Solid No Lead Brass			
TFP-TK25S2WMNL	**TANK TEE: 07TK-25S-2-WMNL -** No Lead 1" x 4.14" Cntr-End WelLMate Tank Tee **BOILER DRAIN: 0853-05NL -** No Lead 1/2" MPT Boiler Drain **PRESSURE GAUGE: PG-100NL -** No Lead 2" Dry 1/4" LM 0-100 **PRESSURE SWITCH: FSG2J21 -** 1/4" FPT 30-50 PSI **NIPPLE: BRN-0230 -** 1/4" x 3" R Brass Nipple **RELIEF VALVE: RVNB05-075NL -** NL 1/2" Brass Relief Vlve Non-Adjustable - Set @ 75 PSI	6	
TFP-TK25S2WMJ24NL	**TANK TEE: 07TK-25S-2-WMNL -** No Lead 1" x 4.14" Cntr-End WelLMate Tank Tee **BOILER DRAIN: 0853-05NL -** No Lead 1/2" MPT Boiler Drain **PRESSURE GAUGE: PG-100NL -** No Lead 2" Dry 1/4" LM 0-100 **PRESSURE SWITCH: FSG2J24 -** 1/4" FPT 40-60 PSI **NIPPLE: BRN-0230 -** 1/4" x 3" R Brass Nipple **RELIEF VALVE: RVNB05-100NL -** NL 1/2" Brass Relief Vlve Non-Adjustable - Set @ 100 PSI	6	
TFP-2TK25SF2M4ANL	**TANK TEE: 2-07TK-25SF-2NL -** No Lead 1" x 3-5/8" Cntr-End FPT Tank Tee **BOILER DRAIN: 0853-05NL -** No Lead 1/2" MPT Boiler Drain **PRESSURE GAUGE: PG-100NL -** No Lead 2" Dry 1/4" LM 0-100 **PRESSURE SWITCH: FSG2J21M4 -** 1/4" FPT 30-50 PSI Low Lev **NIPPLE: BRN-0230 -** 1/4" x 3" R Brass Nipple **BRN-0715 -** 3/4" x 1-1/2" R Brass Nipple **RELIEF VALVE: RVNB05-075NL -** NL 1/2" Brass Relief Vlve Non-Adjustable - Set @ 75 PSI **ADAPTER: FA-100NL -** No Lead 1" Female Ins Adapter **BALL VALVE: 0825-07NL -** NL 3/4"FPT Ball Valve Full Port 600 CWP - CSA 5g	6	
TFP-2TK25S2NL	**TANK TEE: 2-07TK-25S-2NL -** No Lead 1" x 3-5/8" Cntr-End Solid Brass Tank Tee **BOILER DRAIN: 0853-05NL -** No Lead 1/2" MPT Boiler Drain **PRESSURE GAUGE: PG-100NL -** No Lead 2" Dry 1/4" LM 0-100 **PRESSURE SWITCH: FSG2J21 -** 1/4" FPT 30-50 PSI **NIPPLE: BRN-0230 -** 1/4" x 3" R Brass Nipple **RELIEF VALVE: RVNB05-075NL -** NL 1/2" Brass Relief Vlve Non-Adjustable - Set @ 75 PSI	6	
TFP-2TK25S2M4NL	**TANK TEE: 2-07TK-25S-2NL -** No Lead 1" x 3-5/8" Cntr-End Solid Brass Tank Tee **BOILER DRAIN: 0853-05NL -** No Lead 1/2" MPT Boiler Drain **PRESSURE GAUGE: PG-100NL -** No Lead 2" Dry 1/4" LM 0-100 **PRESSURE SWITCH: FSG2J21M4** 1/4" FPT 30-50 PSI Low Lev **NIPPLE: BRN-0230 -** 1/4" x 3" R Brass Nipple **RELIEF VALVE: RVNB05-075NL -** NL 1/2" Brass Relief Vlve Non-Adjustable - Set @ 75 PSI	6	
TFP-2TK252P4NL	**TANK TEE: 2-07TK-25-2NL -** No Lead 1" x 10" Cntr-End Solid Brass Tank Tee **BOILER DRAIN: 0853-05NL -** No Lead 1/2" MPT Boiler Drain **PRESSURE GAUGE: PG-100NL -** No Lead 2" Dry 1/4" LM 0-100 **PRESSURE SWITCH: PS02-4060 -** 1/4" FPT 40-60 PSI **NIPPLE: BRN-0230 -** 1/4" x 3" R Brass Nipple **RELIEF VALVE: RVNB05-075NL -** NL 1/2" Brass Relief Vlve Non-Adjustable - Set @ 75 PSI	6	
TFP-2TK252NL	**TANK TEE: 2-07TK-25-2NL -** No Lead 1" x 10" Cntr-End Solid Brass Tank Tee **BOILER DRAIN: 0853-05NL -** No Lead 1/2" MPT Boiler Drain **PRESSURE GAUGE: PG-100NL -** No Lead 2" Dry 1/4" LM 0-100 **PRESSURE SWITCH: FSG2J21 -** 1/4" FPT 30-50 PSI **NIPPLE: BRN-0230 -** 1/4" x 3" R Brass Nipple **RELIEF VALVE: RVNB05-075NL -** NL 1/2" Brass Relief Vlve Non-Adjustable - Set @ 75 PSI	6	
TFP-2TK252M4NL	**TANK TEE: 2-07TK-25-2NL -** No Lead 1" x 10" Cntr-End Solid Brass Tank Tee **BOILER DRAIN: 0853-05NL -** No Lead 1/2" MPT Boiler Drain **PRESSURE GAUGE: PG-100NL -** No Lead 2" Dry 1/4" LM 0-100 **PRESSURE SWITCH: FSG2J21M4 -** 1/4" FPT 30-50 PSI Low Lev **NIPPLE: BRN-0230 -** 1/4" x 3" R Brass Nipple **RELIEF VALVE: RVNB05-075NL -** NL 1/2" Brass Relief Vlve Non-Adjustable - Set @ 75 PSI	6	

BOSHART INDUSTRIES

TANK TEE PACKAGES

Part No.	Package Includes	Quantity L1	Quantity L2
TFP-2TK252M4CVNL	**TANK TEE: 2-07TK-25-2NL -** No Lead 1" x 10" Cntr-End Solid Brass Tank Tee **BOILER DRAIN: 0853-05NL -** No Lead 1/2" MPT Boiler Drain **PRESSURE GAUGE: PG-100NL -** No Lead 2" Dry 1/4" LM 0-100 **PRESSURE SWITCH: FSG2J21M4 -** 1/4" FPT 30-50 PSI Low Lev **NIPPLE: BRN-0230 -** 1/4" x 3" R Brass Nipple **RELIEF VALVE: RVNB05-075NL -** NL1/2" Brass Relief Vlve Non-Adjustable - Set @ 75 PSI **CHECK VALVE: 17YBCV100NL -** No Lead 1" Brass Check Valve	6	
TFP-2TK252J24NL	**TANK TEE: 2-07TK-25-2NL -** No Lead 1" x 10" Cntr-End Solid Brass Tank Tee **BOILER DRAIN: 0853-05NL -** No Lead 1/2" MPT Boiler Drain **PRESSURE GAUGE: PG-100NL -** No Lead 2" Dry 1/4" LM 0-100 **PRESSURE SWITCH: FSG2J24 -** 1/4" FPT 40-60 PSI **NIPPLE: BRN-0230 -** 1/4" x 3" R Brass Nipple **RELIEF VALVE: RVNB05-075NL -** NL 1/2" Brass Relief Vlve Non-Adjustable - Set @ 75 PSI	6	
TFP-2TK251NRNL	**TANK TEE: 2-07TK-25-1NL -** No Lead 1" x 10" Cntr-End Solid Brass Tank Tee **BOILER DRAIN: 0853-05NL -** No Lead 1/2" MPT Boiler Drain **PRESSURE GAUGE: PG-100NL -** No Lead 2" Dry 1/4" LM 0-100 **PRESSURE SWITCH: FSG2J21 -** 1/4" FPT 30-50 PSI **NIPPLE: BRN-0230 -** 1/4" x 3" R Brass Nipple	6	
TFP-2TK1412P4NL	**TANK TEE: 2-07TK-14X1-2NL -** No Lead 1" x 13" Cntr-End Solid Brass Tank Tee **BOILER DRAIN: 0853-05NL -** No Lead 1/2" MPT Boiler Drain **PRESSURE GAUGE: PG-100NL -** No Lead 2" Dry 1/4" LM 0-100 **PRESSURE SWITCH: PS02-4060 -** 1/4" FPT 40-60 PSI **NIPPLE: BRN-0230 -** 1/4" x 3" R Brass Nipple **RELIEF VALVE: RVNB05-075NL -** NL 1/2" Brass Relief Vlve Non-Adjustable - Set @ 75 PSI	6	
TFP-2TK1412NL	**TANK TEE: 2-07TK-14X1-2NL -** No Lead 1" x 13" Cntr-End Solid Brass Tank Tee **BOILER DRAIN: 0853-05NL -** No Lead 1/2" MPT Boiler Drain **PRESSURE GAUGE: PG-100NL -** No Lead 2" Dry 1/4" LM 0-100 **PRESSURE SWITCH: FSG2J21 -** 1/4" FPT 30-50 PSI **NIPPLE: BRN-0230 -** 1/4" x 3" R Brass Nipple **RELIEF VALVE: RVNB05-075NL -** NL 1/2" Brass Relief Vlve Non-Adjustable - Set @ 75 PSI	6	
TFP-2TK1412M4CVNL	**TANK TEE: 2-07TK-14X1-2NL -** No Lead 1" x 13" Cntr-End Solid Brass Tank Tee **BOILER DRAIN: 0853-05NL -** No Lead 1/2" MPT Boiler Drain **PRESSURE GAUGE: PG-100NL -** No Lead 2" Dry 1/4" LM 0-100 **PRESSURE SWITCH: FSG2J21M4 -** 1/4" FPT 30-50 PSI Low Lev **NIPPLE: BRN-0230 -** 1/4" x 3" R Brass Nipple **RELIEF VALVE: RVNB05-075NL -** NL 1/2" Brass Relief Vlve Non-Adjustable - Set @ 75 PSI **CHECK VALVE: 17YBCV100NL -** No Lead 1" Brass Check Valve	6	
TFP-2TK13S2NL	**TANK TEE: 2-07TK-13S-2NL -** No Lead 1-1/4" x 3-3/8" Cntr-End Solid Brass Tank Tee **BOILER DRAIN: 0853-07NL -** No Lead 3/4" MPT Boiler Drain **PRESSURE GAUGE: PG-100NL -** No Lead 2" Dry 1/4" LM 0-100 **PRESSURE SWITCH: FSG2J21 -** 1/4" FPT 30-50 PSI **NIPPLE: BRN-0230 -** 1/4" x 3" R Brass Nipple **RELIEF VALVE: RVNB07-075NL -** NL 3/4"Brass Relief Vlve Non-Adjustable - Set @ 75 PSI	6	
TFP-2TK132NRNL	**TANK TEE: 2-07TK-13-2NL -** No Lead 1-1/4" x 13" Cntr-End Solid Brass Tank Tee **BOILER DRAIN: 0853-07NL -** No Lead 3/4" MPT Boiler Drain **PRESSURE GAUGE: PG-100NL -** No Lead 2" Dry 1/4" LM 0-100 **PRESSURE SWITCH: FSG2J21 -** 1/4" FPT 30-50 PSI **NIPPLE: BRN-0230 -** 1/4" x 3" R Brass Nipple	6	
TFP-2TK132NL	**TANK TEE: 2-07TK-13-2NL -** No Lead 1-1/4" x 13" Cntr-End Solid Brass Tank Tee **BOILER DRAIN: 0853-07NL -** No Lead 3/4" MPT Boiler Drain **PRESSURE GAUGE: PG-100NL -** No Lead 2" Dry 1/4" LM 0-100 **PRESSURE SWITCH: FSG2J21 -** 1/4" FPT 30-50 PSI **NIPPLE: BRN-0230 -** 1/4" x 3" R Brass Nipple **RELIEF VALVE: RVNB07-075NL -** NL 3/4"Brass Relief Vlve Non-Adjustable - Set @ 75 PSI	6	

Contact your sales rep for any further information
Toll Free: 1-800-561-3164
boshart.com

BOSHART INDUSTRIES

TANK TEE PACKAGES

Part No.	Package Includes	Quantity L1	Quantity L2
Solid No Lead Brass with Female Union			
TFP-2TK25SF2UNL	**TANK TEE: 2-07TK-25SF-2UNL -** NL 1" x 3" Cntr-End FPT Un Brass Tk Tee C/W O **BOILER DRAIN: 0853-05NL -** NL 1/2" Mpt Boiler Drain CSA/NSF Approved **PRESSURE GAUGE: PG-100NL -** NL 2"Dry 1/4" Lm 0-100 **PRESSURE SWITCH: FSG2J21 -** 1/4" FPT 30-50 PSI **NIPPLE: BRN-0230 -** 1/4" x 3" R Brass Nipple **RELIEF VALVE: RVNB05-075NL -** NL 1/2" Brass Relief Valve Non-Adj - Set @ 75 PSI	6	
TFP-2TK13SF2UNL	**TANK TEE: 2-07TK-13SF-2UNL -** NL 1-1/4" x 3" Cntr-End FPT Un Brass Tk Tee C/W O **BOILER DRAIN: 0853-07NL -** NL 3/4" Mpt Boiler Drain CSA/NSF Approved **PRESSURE GAUGE: PG-100NL -**NL 2"Dry 1/4" Lm 0-100 **PRESSURE SWITCH: FSG2J21 -** 1/4" FPT 30-50 PSI **NIPPLE: BRN-0230 -** 1/4" x 3" R Brass Nipple **RELIEF VALVE: RVNB07-075NL -** NL 3/4"Brass Relief Valve Non-Adj - Set @ 75 PSI	6	

Union No Lead Brass			
TFP-2TK25S2UNL	**TANK TEE: 2-07TKO-25S-2UNL -** NL 1" x 4-1/2" Cntr-End Union Brass Tank Tees C/W O Ring **BOILER DRAIN: 0853-05NL -** No Lead 1/2" MPT Boiler Drain **PRESSURE GAUGE: PG-100NL -** No Lead 2"Dry 1/4" LM 0-100 **PRESSURE SWITCH: FSG2J21 -** 1/4" FPT 30-50 PSI **NIPPLE: BRN-0230 -** 1/4" x 3" R Brass Nipple **RELIEF VALVE: RVNB05-075NL -** No Lead 1/2" Brass Relief Vlve Non-Adj - Set @ 75 PSI	6	
TFP-2TK252UP4NL	**TANK TEE: 2-07TKO-25-2UNL -** NL 1" x 10" Cntr-End Union Brass Tank Tees C/W O Ring **BOILER DRAIN: 0853-05NL -** No Lead 1/2" MPT Boiler Drain **PRESSURE GAUGE: PG-100NL -** No Lead 2"Dry 1/4" LM 0-100 **PRESSURE SWITCH: PS02-4060 -** 1/4"FPT 40-60 PSI **NIPPLE: BRN-0230 -** 1/4" x 3" R Brass Nipple **RELIEF VALVE: RVNB05-075NL -** No Lead 1/2" Brass Relief Vlve Non-Adj - Set @ 75 PSI	6	
TFP-2TK252UP3NL	**TANK TEE: 2-07TKO-25-2UNL -** NL 1" x 10" Cntr-End Union Brass Tank Tees C/W O Ring **BOILER DRAIN: 0853-05NL -** No Lead 1/2" MPT Boiler Drain **PRESSURE GAUGE: PG-100NL -** No Lead 2"Dry 1/4" LM 0-100 **PRESSURE SWITCH: PS02-3050 -** 1/4"FPT 30-50 PSI **NIPPLE: BRN-0230 -** 1/4" x 3" R Brass Nipple **RELIEF VALVE: RVNB05-075NL -** No Lead 1/2" Brass Relief Vlve Non-Adj - Set @ 75 PSI	6	
TFP-2TK252UNL	**TANK TEE: 2-07TKO-25-2UNL -** NL 1" x 10" Cntr-End Union Brass Tank Tees C/W O Ring **BOILER DRAIN: 0853-05NL -** No Lead 1/2" MPT Boiler Drain **PRESSURE GAUGE: PG-100NL -** No Lead 2"Dry 1/4" LM 0-100 **PRESSURE SWITCH: FSG2J21 -** 1/4" FPT 30-50 PSI **NIPPLE: BRN-0230 -** 1/4" x 3" R Brass Nipple **RELIEF VALVE: RVNB05-075NL -** No Lead 1/2" Brass Relief Vlve Non-Adj - Set @ 75 PSI	6	
TFP-2TK252UM4NL	**TANK TEE: 2-07TKO-25-2UNL -** NL 1" x 10" Cntr-End Union Brass Tank Tees C/W O Ring **BOILER DRAIN: 0853-05NL -** No Lead 1/2" MPT Boiler Drain **PRESSURE GAUGE: PG-100NL -** No Lead 2"Dry 1/4" LM 0-100 **PRESSURE SWITCH: FSG2J21M4 -** 1/4" FPT 30-50 Low Lev **NIPPLE: BRN-0230 -** 1/4" x 3" R Brass Nipple **RELIEF VALVE: RVNB05-075NL -** No Lead 1/2" Brass Relief Vlve Non-Adj - Set @ 75 PSI	6	
TFP-2TK252UM4CVNL	**TANK TEE: 2-07TKO-25-2UNL -** NL 1" x 10" Cntr-End Union Brass Tank Tees C/W O Ring **BOILER DRAIN: 0853-05NL -** No Lead 1/2" MPT Boiler **PRESSURE GAUGE: PG-100NL -** No Lead 2"Dry 1/4" LM 0-100 **PRESSURE SWITCH: FSG2J21M4 -** 1/4" FPT 30-50 Low Lev **NIPPLE: BRN-0230 -** 1/4" x 3" R Brass Nipple **RELIEF VALVE: RVNB05-075NL -** No Lead 1/2" Brass Relief Vlve Non-Adj - Set @ 75 PSI **CHECK VALVE: 17YBCV100NL -** No Lead 1" Brass Check Valve	6	
TFP-2TK252UJ24NL	**TANK TEE: 2-07TKO-25-2UNL -** NL 1" x 10" Cntr-End Union Brass Tank Tees C/W O Ring **BOILER DRAIN: 0853-05NL -** No Lead 1/2" MPT Boiler Drain **PRESSURE GAUGE: PG-100NL -** No Lead 2"Dry 1/4" LM 0-100 **PRESSURE SWITCH: FSG2J24 -** 1/4" FPT 40-60 PSI **NIPPLE: BRN-0230 -** 1/4" x 3" R Brass Nipple **RELIEF VALVE: RVNB05-075NL -** No Lead 1/2" Brass Relief Vlve Non-Adj - Set @ 75 PSI	6	

Contact your sales rep for any further information

Toll Free: 1-800-561-3164

boshart.com

BOSHART INDUSTRIES

TANK TEE PACKAGES

Part No.	Package Includes	Quantity L1	Quantity L2
TFP-2TK252UCV02NL	**TANK TEE: 2-07TKO-25-2UNL** - NL 1" x 10" Cntr-End Union Brass Tank Tees C/W O Ring **BOILER DRAIN: 0852-05NL -** NL 1/2" MPT 1/4 turn Hose Bibb - Brass (Ball Type) **PRESSURE GAUGE: PG-100NL -** No Lead 2"Dry 1/4" LM 0-100 **PRESSURE SWITCH: FSG2J21 -** 1/4" FPT 30-50 PSI **NIPPLE: BRN-0230 -** 1/4" x 3" R Brass Nipple **RELIEF VALVE: RVNB05-075NL -** No Lead 1/2" Brass Relief Vlve Non-Adj - Set @ 75 PSI **CHECK VALVE: 17YBCV100NL -** No Lead 1" Brass Check Valve **BALL VALVE: 0820-10NL -** NL 1"FPT Ball Valve Full Port 600 CWP - CSA 5G	6	
TFP-2TK251UNRNL	**TANK TEE: 2-07TKO-25-1UNL -** NL 1" x 10" Cntr-End Union Brass Tank Tees C/W O Ring **BOILER DRAIN: 0853-05NL -** No Lead 1/2" MPT Boiler Drain **PRESSURE GAUGE: PG-100NL -** No Lead 2"Dry 1/4" Lm 0-100 **PRESSURE SWITCH: FSG2J21 -** 1/4" FPT 30-50 PSI **NIPPLE: BRN-0230 -** 1/4" x 3" R Brass Nipple	6	
TFP-2TK1412UNL	**TANK TEE: 2-07TKO-14X1-2UNL -** NL 1" x 13" Cntr-End Union Brass Tank Tees C/W O Ring **BOILER DRAIN: 0853-05NL -** No Lead 1/2" Mpt Boiler Drain **PRESSURE GAUGE: PG-100NL -** No Lead 2"Dry 1/4" Lm 0-100 **PRESSURE SWITCH: FSG2J21 -** 1/4" FPT 30-50 PSI **NIPPLE: BRN-0230 -** 1/4" x 3" R Brass Nipple **RELIEF VALVE: RVNB05-075NL -** No Lead 1/2" Brass Relief Vlve Non-Adj - Set @ 75 PSI	6	
TFP-2TK13S2UNL	**TANK TEE: 2-07TKO-13S-2UNL -** NL 1-1/4" x 4-1/2"Cntr-End Union Brass Tank Tees C/W O Ring **BOILER DRAIN: 0853-07NL -** No Lead 3/4" Mpt Boiler Drain **PRESSURE GAUGE: PG-100NL -** No Lead 2"Dry 1/4" Lm 0-100 **PRESSURE SWITCH: FSG2J21 -** 1/4" FPT 30-50 PSI **NIPPLE: BRN-0230 -** 1/4" x 3" R Brass Nipple **RELIEF VALVE: RVNB07-075NL -** No Lead 3/4"Brass Relief Vlve Non-Adj - Set @ 75 PSI	6	
TFP-2TK132UNL	**TANK TEE: 2-07TKO-13-2UNL -** NL 1-1/4" x 13" Cntr-End Union Brass Tank Tees C/W O Ring **BOILER DRAIN: 0853-07NL -** No Lead 3/4" Mpt Boiler Drain **PRESSURE GAUGE: PG-100NL -** No Lead 2"Dry 1/4" Lm 0-100 **PRESSURE SWITCH: FSG2J21 -** 1/4" FPT 30-50 PSI **NIPPLE: BRN-0230 -** 1/4" x 3" R Brass Nipple **RELIEF VALVE: RVNB07-075NL -** No Lead 3/4"Brass Relief Vlve Non-Adj - Set @ 75 Psi	6	
Solid Stainless Steel			
TFP-ST252J24	**TANK TEE: 07ST-25-2 -** 1" x 10" Centre To End Non-Union 304SS Tank Tee **BOILER DRAIN: SSHB52-05 -** 1/2" MPT 1/4 Turn Hose Bibb - 304 Series S.S. (Ball Type) **PRESSURE GAUGE: PGS25-100 -** 2.5" S.S. Dry 1/4"LM 0-100 **PRESSURE SWITCH: FSG2J24 -** 1/4" FPT 40-60 PSI **NIPPLE: SS304N-0230 -** 1/4" x 3" 304 SS Nipple **RELIEF VALVE: SSRVN05-075 -** 1/2" #304 S.S. Relief Valve Non-Adjustable - Set @ 75 PSI	6	
TFP-ST252	**TANK TEE: 07ST-25-2 -** 1" x 10" Centre To End Non-Union 304SS Tank Tee **BOILER DRAIN: SSHB52-05 -** 1/2" MPT 1/4 Turn Hose Bibb - 304 Series S.S. (Ball Type) **PRESSURE GAUGE: PGS25-100 -** 2.5" S.S. Dry 1/4"LM 0-100 **PRESSURE SWITCH: FSG2J21 -** 1/4" FPT 30-50 PSI **NIPPLE: SS304N-0230 -** 1/4" x 3" 304 SS Nipple **RELIEF VALVE: SSRVN05-075 -** 1/2" #304 S.S. Relief Valve Non-Adjustable - Set @ 75 PSI	6	
TFP-ST162J24-01	**TANK TEE: 07ST-16-2 -** 1-1/4" x 16" Centre To End Non-Union 304SS Tank Tee **BOILER DRAIN: SSHB52-07 -** 3/4" MPT 1/4 Turn Hose Bibb - 304 Series S.S. (Ball Type) **PRESSURE GAUGE: PGS25-100 -** 2.5" S.S. Dry 1/4"LM 0-100 **PRESSURE SWITCH: FSG2J24 -** 1/4" FPT 40-60 PSI **NIPPLE: SS304N-0230 -** 1/4" x 3" 304 SS Nipple **RELIEF VALVE: SSRVN07-075 -** 3/4" #304 S.S Relief Valve Non-Adjustable - Set @ 075 PSI **TAPE: TT260-SS -** 1/2" x 260"x .004" S.S. TAPE	4	
TFP-ST132J24-01	**TANK TEE: 07ST-13-2 -** 1-1/4" x 13" Centre To End Non-Union 304SS Tank Tee **BOILER DRAIN: SSHB52-07 -** 3/4" Mpt 1/4 Turn Hose Bibb - 304 Series S.S. (Ball Type) **PRESSURE GAUGE: PGS25-100 -** 2.5" S.S. Dry 1/4"LM 0-100 **PRESSURE SWITCH: FSG2J24 -** 1/4" FPT 40-60 PSI **NIPPLE: SS304N-0230 -** 1/4" x 3" 304 SS Nipple **RELIEF VALVE: SSRVN07-075 -** 1/4" x 3" 304 SS Nipple **TAPE: TT260-SS -** 1/2" x 260"x .004" S.S. TAPE	6	

Contact your sales rep for any further information
Toll Free: 1-800-561-3164
boshart.com

BOSHART INDUSTRIES

TANK TEE PACKAGES

Part No.	Package Includes	Quantity L1	Quantity L2
Union Stainless Steel			
TFP-ST82UJ24	**TANK TEE: 07ST-8-2U -** 1" x 7-1/2" Centre To End Union 304SS Tank Tees C/W O-Ring **BOILER DRAIN: SSHB52-05 -** 1/2" MPT 1/4 Turn Hose Bibb - 304 Series S.S. (Ball Type) **PRESSURE GAUGE: PGS25-100 -** 2.5" S.S. Dry 1/4"LM 0-100 **PRESSURE SWITCH: FSG2J24 -** 1/4" FPT 40-60 PSI **NIPPLE: SS304N-0230 -** 1/4" x 3" 304 SS Nipple **RELIEF VALVE: SSRVN05-075 -** 1/2" #304 S.S. Relief Valve Non-Adjustable - Set @ 75 PSI	6	
TFP-ST82U	**TANK TEE: 07ST-8-2U -** 1" x 7-1/2" Centre To End Union 304SS Tank Tees C/W O-Ring **BOILER DRAIN: SSHB52-05 -** 1/2" MPT 1/4 Turn Hose Bibb - 304 Series S.S. (Ball Type) **PRESSURE GAUGE: PGS25-100 -** 2.5" S.S. Dry 1/4"LM 0-100 **PRESSURE SWITCH: FSG2J21 -** 1/4" FPT 30-50 PSI **NIPPLE: SS304N-0230 -** 1/4" x 3" 304 SS Nipple **RELIEF VALVE: SSRVN05-075 -** 1/2" #304 S.S. Relief Valve Non-Adjustable - Set @ 75 PSI	6	
TFP-ST25S2UJ24-04	**TANK TEE: 07ST-25S-2U -** 1" x 4-1/2" Centre To End Union 304SS Tank Tees C/W O-Ring **BOILER DRAIN: SSHB52-05 -** 1/2" MPT 1/4 Turn Hose Bibb - 304 Series S.S. (Ball Type) **PRESSURE GAUGE: PGS-100-G -** 2" S.S. Liquid Filled 1/4"LM 0-100 **PRESSURE SWITCH: FSG2J24 -** 1/4" FPT 40-60 PSI **NIPPLE: SS304N-0230 -** 1/4" x 3" 304 SS Nipple, **SS304N-0720 -** 3/4" x 2" 304 SS Nipple **RELIEF VALVE: SSRVN05-100 -** 1/2" #304 S.S Relief Valve Non-Adjustable - Set @ 100 PSI **CHECK VALVE: 17CVSS-100 -** 1" #304 S.S. Check Valve **BALL VALVE: SSBV304-07 -** 3/4" FPT 304SS Ball V. 1000 CWP **FITTING: SS304SE-07 -** 3/4" 304SS Str Elbow ISO 4144, **SS304C-10 -** 1" 304SS Coupling ISO 4144	6	
TFP-ST25S2UJ24	**TANK TEE: 07ST-25S-2U -** 1" x 4-1/2" Centre To End Union 304SS Tank Tees C/W O-Ring **BOILER DRAIN: SSHB52-05 -** 1/2" MPT 1/4 Turn Hose Bibb - 304 Series S.S. (Ball Type) **PRESSURE GAUGE: PGS25-100 -** 2.5" S.S. Dry 1/4"LM 0-100 **PRESSURE SWITCH: FSG2J24 -** 1/4" FPT 40-60 PSI **NIPPLE: SS304N-0230 -** 1/4" x 3" 304 SS Nipple **RELIEF VALVE: SSRVN05-075 -** 1/2" #304 S.S. Relief Valve Non-Adjustable - Set @ 75 PSI	6	
TFP-ST25S2U	**TANK TEE: 07ST-25S-2U -** 1" x 4-1/2" Centre To End Union 304SS Tank Tees C/W O-Ring **BOILER DRAIN: SSHB52-05 -** 1/2" MPT 1/4 Turn Hose Bibb - 304 Series S.S. (Ball Type) **PRESSURE GAUGE: PGS25-100 -** 2.5" S.S. Dry 1/4"LM 0-100 **PRESSURE SWITCH: FSG2J21 -** 1/4" FPT 30-50 PSI **NIPPLE: SS304N-0230 -** 1/4" x 3" 304 SS Nipple **RELIEF VALVE: SSRVN05-075 -** 1/2" #304 S.S. Relief Valve Non-Adjustable - Set @ 75 PSI	6	
TFP-ST252UJ24-07	**TANK TEE: 07ST-25-2U -** 1" x 10" Centre To End Union 304SS Tank Tees C/W O-Ring **BOILER DRAIN: SSHB52-05 -** 1/2" MPT 1/4 Turn Hose Bibb - 304 Series S.S. (Ball Type) **PRESSURE GAUGE: PGSCBM-100-G -** 2.5" S.S. Dry 1/4"LM 0-100 **PRESSURE SWITCH: FSG2J24 -** 1/4" FPT 40-60 PSI **NIPPLE: SS304N-0230 -** 1/4" x 3" 304 SS Nipple **RELIEF VALVE: SSRVN05-100 -** 1/2" #304 S.S. Relief Valve Non-Adjustable - Set @ 75 PSI **CHECK VALVE: 17CVSS-100 -** 1" #304 S.S. Check Valve **BALL VALVE: SSBV304-10 -** 1" FPT 304SS Ball V. 1000 CWP	6	
TFP-ST252UJ24-04	**TANK TEE: 07ST-25-2U -** 1" x 10" Centre To End Union 304SS Tank Tees C/W O-Ring **BOILER DRAIN: SSHB52-05 -** 1/2" MPT 1/4 Turn Hose Bibb - 304 Series S.S. (Ball Type) **PRESSURE GAUGE: PGS-100-G -** 2" S.S. Liquid Filled 1/4"LM 0-100 **PRESSURE SWITCH: FSG2J24 -** 1/4" FPT 40-60 PSI **NIPPLE: SS304N-0230 -** 1/4" x 3" 304 SS Nipple, **SS304N-0720 -** 3/4" x 2" 304 SS Nipple **RELIEF VALVE: SSRVN05-100 -** 1/2" #304 S.S Relief Valve Non-Adjustable - Set @ 100 PSI **CHECK VALVE: 17CVSS-100 -** 1" #304 S.S. Check Valve **BALL VALVE: SSBV304-07 -** 3/4" FPT 304SS Ball V. 1000cwp **FITTING: SS304SE-07 -** 3/4" 304SS Str Elbow ISO 4144	6	
TFP-ST252UJ24	**TANK TEE: 07ST-25-2U -** 1" x 10" Centre To End Union 304SS Tank Tees C/W O-Ring **BOILER DRAIN: SSHB52-05 -** 1/2" MPT 1/4 Turn Hose Bibb - 304 Series S.S. (Ball Type) **PRESSURE GAUGE: PGS25-100 -** 2.5" S.S. Dry 1/4"LM 0-100 **PRESSURE SWITCH: FSG2J24 -** 1/4" FPT 40-60 PSI **NIPPLE: SS304N-0230 -** 1/4" x 3" 304 SS Nipple **RELIEF VALVE: SSRVN05-075 -** 1/2" #304 S.S. Relief Valve Non-Adjustable - Set @ 75 PSI	6	

BOSHART INDUSTRIES

TANK TEE PACKAGES

Part No.	Package Includes	Quantity L1	Quantity L2
TFP-ST252U	**TANK TEE: 07ST-25-2U -** 1" x 10" Centre To End Union 304SS Tank Tees C/W O-Ring **BOILER DRAIN: SSHB52-05 -** 1/2" MPT 1/4 Turn Hose Bibb - 304 Series S.S. (Ball Type) **PRESSURE GAUGE: PGS25-100 -** 2.5" S.S. Dry 1/4"LM 0-100 **PRESSURE SWITCH: FSG2J21 -** 1/4" FPT 30-50 PSI **NIPPLE: SS304N-0230 -** 1/4" x 3" 304 SS Nipple **RELIEF VALVE: SSRVN05-075 -** 1/2" #304 S.S. Relief Valve Non-Adjustable - Set @ 75 PSI	6	
TFP-ST14X12UJ24	**TANK TEE: 07ST-14X1-2U -** 1" x 13" Centre To End Union 304SS Tank Tees C/W O-Ring **BOILER DRAIN: SSHB52-05 -** 1/2" MPT 1/4 Turn Hose Bibb - 304 Series S.S. (Ball Type) **PRESSURE GAUGE: PGS25-100 -** 2.5" S.S. Dry 1/4"LM 0-100 **PRESSURE SWITCH: FSG2J24 -** 1/4" FPT 40-60 PSI **NIPPLE: SS304N-0230 -** 1/4" x 3" 304 SS Nipple **RELIEF VALVE: SSRVN05-100 -** 1/2" #304 S.S Relief Valve Non-Adjustable - Set @ 100 PSI	6	
TFP-ST14X12U	**TANK TEE: 07ST-14X1-2U -** 1" x 13" Centre To End Union 304SS Tank Tees C/W O-Ring **BOILER DRAIN: SSHB52-05 -** 1/2" MPT 1/4 Turn Hose Bibb - 304 Series S.S. (Ball Type) **PRESSURE GAUGE: PGS25-100 -** 2.5" S.S. Dry 1/4"LM 0-100 **PRESSURE SWITCH: FSG2J21 -** 1/4" FPT 30-50 PSI **NIPPLE: SS304N-0230 -** 1/4" x 3" 304 SS Nipple **RELIEF VALVE: SSRVN05-075 -** 1/2" #304 S.S. Relief Valve Non-Adjustable - Set @ 75 PSI	6	
TFP-ST13S2U	**TANK TEE: 07ST-13S-2U -** 1-1/4" x 4-1/2" Cntr To End Union 304SS Tank Tees C/W O-Ring **BOILER DRAIN: SSHB52-07 -** 3/4" MPT 1/4 Turn Hose Bibb - 304 Series S.S. (Ball Type) **PRESSURE GAUGE: PGS25-100 -** 2.5" S.S. Dry 1/4"LM 0-100 **PRESSURE SWITCH: FSG2J21 -** 1/4" FPT 30-50 PSI Bulk **NIPPLE: SS304N-0230 -** 1/4" x 3" 304 SS Nipple **RELIEF VALVE: SSRVN07-075 -** 3/4" #304 S.S Relief Valve Non-Adjustable - Set @ 075 PSI	6	
TFP-ST132U	**TANK TEE: 07ST-13-2U -** 1-1/4" x 13" Centre To End Union 304SS Tank Tees C/W O-Ring **BOILER DRAIN: SSHB52-07 -** 3/4" MPT 1/4 Turn Hose Bibb - 304 Series S.S. (Ball Type) **PRESSURE GAUGE: PGS25-100 -** 2.5" S.S. Dry 1/4"LM 0-100 **PRESSURE SWITCH: FSG2J21 -** 1/4" FPT 30-50 PSI **NIPPLE: SS304N-0230** - 1/4" x 3" 304 SS Nipple **RELIEF VALVE: SSRVN07-075** - 3/4" #304 S.S Relief Valve Non-Adjustable - Set @ 075 PSI	6	

SECTION 9

INSTALLATION ACCESSORIES

Wide range of products including splice kits, cable ties, and water well accessories

INDEX

Product Line	Page
Fast Recovery Heat Shrink Kits	1
Deluxe Heavy Duty Heat Shrink Kits	1
Heavy Duty Heat Shrink Kits	2
Heat Shrink Tubes	3
Stakon Connectors	3
Electrical Tape	4
"All Weather" Pipe Wrap Tape	4
Cable Ties	4
Submersible Torque Arrestors	5
Spider Torque Arrestors	6
Cable Guards	6
Drop Pipe Couplings	6
Rope	7
Rope Hanger	7
Mechanical Shaft Seals	8
Circulator Coupling	8
Nut Driver	8
Pipe Cutters	9
Contractor Bin	9

BOSHART INDUSTRIES

FAST RECOVERY HEAT SHRINK KITS

Boshart's fast recovery heat shrink kits are made of adhesive lined cross-linked polyolefin heat shrinkable tubing that is designed for applications up to 600 volts. The good abrasion resistance characteristics of this tubing provide excellent mechanical protection. When heated above 120°C (250°F) there is a 4:1 shrink ratio. Upon cooling the adhesive solidifies, forming a permanent, non-drying flexible and waterproof barrier. Black tubing is flame retardant, clear tubing is not flame retardant.

NO LEAD <0.25% Pb by weighted avg.

• RoHS Certified directive 2002/95/EC <0.1% Pb

Part No.	Number of Stakons	Number of Shrink Tubes	Tube Length	Wire Size AWG	Wall Thickness	Quantity L1	Quantity L2
Black, Expanded ID: 0.45", Recovered ID: 0.10"							
HSKB-2	2 (#14 - #10)	2	3"	#14 to #10	0.043"	50	
HSKB-3	3 (#14 - #10)	3	3"	#14 to #10	0.043"	50	
HSKB-3-4	4 (#14 - #10)	3	3"	#14 to #10	0.043"	50	
HSKB-4	4 (#14 - #10)	4	3"	#14 to #10	0.043"	50	
Clear, Expanded ID: 0.45", Recovered ID: 0.10"							
HSKC-2	2 (#14 - #10)	2	3"	#14 to #10	0.043"	50	
HSKC-3	3 (#14 - #10)	3	3"	#14 to #10	0.043"	50	
HSKC-3-4	4 (#14 - #10)	3	3"	#14 to #10	0.043"	50	
HSKC-4	4 (#14 - #10)	4	3"	#14 to #10	0.043"	50	
HSKC-12	12 (#14 - #10)	12	3"	#14 to #10	0.043"	50	

DELUXE HEAVY DUTY HEAT SHRINK KITS

Boshart's deluxe heavy duty heat shrink kit series have the same heat shrink tubes as the heavy duty heat shrink kits. They have extra long stakons (butt conn) for double crimping.

NO LEAD <0.25% Pb by weighted avg.

• RoHS Certified directive 2002/95/EC <0.1% Pb

Part No.	Number of Stakons	Number of Shrink Tubes	Tube Length	Wire Size AWG	Wall Thickness	Quantity L1	Quantity L2
Black, Expanded ID: 0.75", Recovered ID: 0.24"							
HS4-4XLS	3 (#4) & 1 (#6)	4	4.80"	#4	0.090"	10	
Clear, Expanded ID: 0.75", Recovered ID: 0.22"							
HSC4-4XLS	3 (#4) & 1 (#6)	4	4.80"	#4	0.080"	10	
Black, Expanded ID: 0.51", Recovered ID: 0.16"							
HS6-4XLS	3 (#6) & 1 (#8)	4	4"	#6	0.090"	10	
Clear, Expanded ID: 0.75", Recovered ID: 0.22"							
HSC6-4XLS	3 (#6) & 1 (#8)	4	4"	#6	0.080"	10	
Black, Expanded ID: 0.51", Recovered ID: 0.16"							
HS8-4XLS	3 (#8) & 1 (#14 - #10)	4	4"	#8	0.090"	10	
Clear, Expanded ID: 0.75", Recovered ID: 0.22"							
HSC8-4XLS	3 (#8) & 1 (#14 - #10)	4	4"	#8	0.080"	10	

BOSHART INDUSTRIES

HEAVY DUTY HEAT SHRINK KITS

Boshart's heavy duty heat shrink kit series are make of flexible cross-linked polyolefin heat shrinkable tubing. This tubing is suitable for applications up to 600 volts providing excellent waterproof insulating and environmental sealing protection for splices, connections and jacket repairs. The high impact and abrasion resistance of this heavy wall tubing provides the highest level of mechanical durability. When heated above 120°C (250°F) there is a 3:1 shrink ratio.

NO LEAD <0.25% Pb by weighted avg.

• RoHS Certified directive 2002/95/EC <0.1% Pb

Part No.	Number of Stakons	Number of Shrink Tubes	Tube Length	Wire Size AWG	Wall Thickness	Quantity L1	Quantity L2
Black, Expanded ID: 0.75", Recovered ID: 0.24"							
HS4-4	3 (#4) & 1 (#6)	4	4.80"	#4	0.090"	10	

Clear, Expanded ID: 0.75", Recovered ID: 0.22"							
HSC4-4	3 (#4) & 1 (#6)	4	4.80"	#4	0.080"	10	

Black, Expanded ID: 0.51", Recovered ID: 0.16"							
HS6-3	2 (#6) & 1 (#8)	3	4"	#6	0.090"	10	
HS6-4	3 (#6) & 1 (#8)	4	4"	#6	0.090"	10	

Clear, Expanded ID: 0.75", Recovered ID: 0.22"							
HSC6-4	3 (#6) & 1 (#8)	4	4"	#6	0.080"	10	

Black, Expanded ID: 0.51", Recovered ID: 0.16"							
HS8-3	2 (#8) & 1 (#14 - #10)	3	4"	#8	0.090"	10	
HS8-4	3 (#8) & 1 (#14 - #10)	4	4"	#8	0.090"	40	

Clear, Expanded ID: 0.75", Recovered ID: 0.22"							
HSC8-4	3 (#8) & 1 (#14 - #10)	4	4"	#8	0.080"	10	

Black, Expanded ID: 0.40", Recovered ID: 0.15"							
HS-2	2 (#14 - #10)	2	3"	#14 to #10	0.080"	50	
HS-3	3 (#14 - #10)	3	3"	#14 to #10	0.080"	50	
HS-3-4	4 (#14 - #10)	3	3"	#14 to #10	0.080"	50	
HS-4	4 (#14 - #10)	4	3"	#14 to #10	0.080"	50	

Clear, Expanded ID: 0.40", Recovered ID: 0.15"							
HSC-2	2 (#14 - #10)	2	3"	#14 to #10	0.080"	50	
HSC-3	3 (#14 - #10)	3	3"	#14 to #10	0.080"	50	
HSC-3-4	4 (#14 - #10)	3	3"	#14 to #10	0.080"	50	
HSC-4	4 (#14 - #10)	4	3"	#14 to #10	0.080"	50	

BOSHART INDUSTRIES

HEAT SHRINK TUBES

These heat shrink tubes are sold in bulk rather than part of a kit.
• RoHS Certified directive 2002/95/EC <0.1% Pb

NO LEAD <0.25% Pb by weighted avg.

Part No.	Tube Length	Expanded ID	Recovered ID	Wire Size AWG	Wall Thickness	Quantity L1	Quantity L2
Black							
HST-HS-3-BK	3"	0.40"	0.15"	#14 to #10	0.080"	25	
HST-HSK-3-BK	3"	0.45"	0.10"	#14 to #10	0.043"	25	
Clear							
HST-HS-3-CL	3"	0.40"	0.15"	#14 to #10	0.080"	25	
Black							
HST400-48-BK	48"	0.40"	0.15"	#14 to #10	0.080"	48	
HST500-48-BK	48"	0.51"	0.16"	#8 to #6	0.090"	48	
HST750-48-BK	48"	0.75"	0.24"	#6 to #2	0.090"	48	
HST1100-48-BK	48"	1.10"	0.35"	#1 to #3/0	0.120"	48	
HST1500-48-BK	48"	1.50"	0.47"	#2/0 to #350	0.160"	48	
Clear							
HST400-48-CL	48"	0.40"	0.15"	#14 to #10	0.080"	48	
HST750-48-CL	48"	0.75"	0.22"	#8 to #2	0.080"	48	

STAKON CONNECTORS

These stakon connectors are sold in bulk rather than part of a kit.

NO LEAD <0.25% Pb by weighted avg.

Part No.	Wire Size AWG	Quantity L1	Quantity L2
Standard			
SC-2	#2	4	100
SC-4	#4	4	200
SC-6	#6	10	200
SC-8	#8	10	200
SC-14-10	#14 to #10	25	500
Deluxe			
SC-2XLS	#2	4	100
SC-4XLS	#4	4	200
SC-6XLS	#6	10	200
SC-8XLS	#8	10	200

BOSHART INDUSTRIES

ELECTRICAL TAPE

Boshart's electrical tapes are available for a wide range of applications.
- CSA Standard C22.2 No. 0 & 197 Certified
- UL Standard 570 Certified
- RoHS Certified directive 2002/95/EC <0.1% Pb

NO LEAD <0.25% Pb by weighted avg.

Part No.	Size	Length	Thickness	Quantity L1	Quantity L2
Electrical Tape Temperature Range: 14°F to 176°F (-10°C to 80°C), This vinyl tape is a general all purpose tape.					
ETAWNL	3/4"	60'	0.007" (7 mils)	10	200
Cold & Sunlight Electrical Tape Temperature Range: 0°F to 176°F (-18°C to 80°C), This vinyl tape is for use as electrical insulation on joints & splices in wires and cables, protective outer jacket, harness wrapping and protective conduits. It is for low temperature applications and resists abrasions, alkalis, acids, oil, solvents, corrosive chemicals, ultraviolet rays & moisture. Retardant to flames. It has a plastic backing & aggressive rubber-resin adhesive. This cold & sunlight electrical tape offers moisture tight electrical & mechanical protection.					
ETCWNL	3/4"	60'	0.008" (8 mils)	10	200
Self Bonding Electrical Tape Temperature Range: 14°F to 176°F (-10°C to 80°C), This tape is a self fusing rubber electrical insulating tape. It is designed for low voltage electrical insulating & moisture sealing applications. Compatible with solid dielectric cable insulation. It is recommended that this tape should be over wrapped for mechanical protection with two half lapped layers of electrical tape or cotton friction tape.					
ETSBR	3/4"	22'	0.03" (30 mils)	10	20

"ALL WEATHER" PIPE WRAP TAPE

Boshart's all weather pipe wrap tape can be used on all types of pipe and fittings including steel, galvanized, electrical conduit, cast & ductile iron. It has excellent insulating capacities and superior abrasion resistance. This tape reduces corrosion problems caused by salts, salt water, solid acids, minerals, alkalis, common chemicals, vapors and protects against fungus and bacteria. It remains pliable in a wide range of temperature and working environments, resists the effects of outdoor weathering and sunlight exposure.
- IAPMO UPC Standard D100 Certified
- RoHS Certified directive 2002/95/EC <0.1% Pb

NO LEAD <0.25% Pb by weighted avg.

Part No.	Size	Length	Thickness	Quantity L1	Quantity L2
Temperature Range: 14°F to 140°F (-10°C to 60°C)					
PW2-10NL	2"	100'	0.01" (10 mils)	24	

CABLE TIES

Boshart's cable ties are very versatile and can be used in a variety of applications. They are NEMA Type 2, 21.
- ANSI/UL 94 Mtl Flame Rating V-2
- ANSI/UL Standard 62275 Certified

NO LEAD <0.25% Pb by weighted avg.

Part No.	Length	Color	Quantity L1	Quantity L2
Standard Nylon 6/6, Temperature Range: -40°F to 185°F (-40°C to 85°C), • Carbon is added to make these UV resistant • Suitable for indoor and outdoor use				
CTW018-04	4.00"	Black	100	
CTW030-05.6	5.60"	Black	100	
CTW040-08.5	8.50"	Black	100	
CTW040-11.5	11.50"	Black	100	
CTW040-14.5	14.50"	Black	100	5000

BOSHART INDUSTRIES

CABLE TIES

Part No.	Length	Color	Quantity L1	Quantity L2
Standard Nylon 6/6, Temperature Range: -40°F to 185°F (-40°C to 85°C),				
• Not UV resistant				
• Suitable for mainly indoor use				
CT018-04	4.00"	Clear	100	
CT030-05.6	5.60"	Clear	100	
CT040-08.5	8.50"	Clear	100	
CT040-11.5	11.50"	Clear	100	
CT040-14.5	14.50"	Clear	100	5000

Heavy Duty Nylon 6/6, Temperature Range: -40°F to 185°F (-40°C to 85°C),				
• Carbon is added to make these UV resistant				
• Suitable for indoor and outdoor use				
CTW120-14.2	14.20"	Black	100	2000
CTW120-24.2	24.20"	Black	50	500
CTW175-36	36.00"	Black	50	500
CTW175-41	41.00"	Black	50	500

SUBMERSIBLE TORQUE ARRESTORS

Boshart's submersible torque arrestors protect submersible pumps from starting torque damage. They are field adjustable to hold the pump centered in the well and fit snug in all well casings from 4" to 8" I.D. To install securely fasten to 1", 1-1/4" or 2" drop pipe with stainless steel clamps that are provided. There are infinite adjustments enabling the installer to obtain a proper fit.

• NSF/ANSI 372 Certified

PROUDLY MANUFACTURED BY BOSHART INDUSTRIES

NO LEAD <0.25% Pb by weighted avg.

Part No.	Drop Pipe Size	Color	Well Casing Size	Quantity L1	Quantity L2
Standard Thermoplastic Rubber (TPR)					
TA-48-BLK	1" & 1-1/4"	Black	4" to 8"	10	560
TA-48-GREEN	1" & 1-1/4"	Green	4" to 8"	10	560

Standard PVC					
TA-48-PVC	1" & 1-1/4"	Black	4" to 8"	10	560

Deluxe Thermo Plastic Elastomer (TPE)					
TA-48D-BLK	1" & 1-1/4"	Black	4" to 8"	10	560
TA-48D-GREEN	1" & 1-1/4"	Green	4" to 8"	10	560

Three Piece Thermo Plastic Elastomer (TPE)					
TA20-68D-BLK	2"	Black	6" to 8"	6	

BOSHART INDUSTRIES

SPIDER TORQUE ARRESTORS

Boshart's spider torque arrestors are easily secured to drop pipes with clamps (not included). They feature a unique wire guard feature and the casing size is clearly marked for ease of cutting to size. The suggested clamp for all sizes is 2-SSC8740.
Primary Material: SBR

NO LEAD <0.25% Pb by weighted avg.

Part No.	Drop Pipe Size	Color	Well Casing Size	Quantity L1	Quantity L2
TAS46-10	1"	Black	4" to 6"	60	
TAS46-12	1-1/4"	Black	4" to 6"	60	
TAS46-15	1-1/2"	Black	4" to 6"	60	
TAS46-20	2"	Black	4" to 6"	60	

CABLE GUARDS

Boshart's cable guards will keep the power cable from abrading against the well casing. One should be placed at the pump and one every 15' there after. Each cable guard is 6" in size and has tabs that can be cut to fit 5" or 4" well casing.
Primary Material: Polyethylene

PROUDLY MANUFACTURED BY: BOSHART INDUSTRIES

NO LEAD <0.25% Pb by weighted avg.

Part No.	Design	Drop Pipe Size	Color	Quantity L1	Quantity L2
WG-100	Self Clamping	1"	Clear	48	
WG-6	Snap In	1" & 1-1/4"	Clear	100	
WG-125	Self Clamping	1-1/4"	Clear	48	

DROP PIPE COUPLINGS

Boshart's drop pipe couplings are use to connect drop pipes together in well applications.

NO LEAD <0.25% Pb by weighted avg.

304 Stainless Steel,
• NSF/ANSI Standard 372 Certified
These couplings have an inside chamfer on both ends for trouble free starting of threads. They have a separate taper to ensure a proper watertight seal and flats on the sides for ease of use with a wrench.
Note: All tensile testing results consistently conclude in joint failure due to the elongation of the male threads on the drop/riser pipe. It is therefor recommended that the installer acquire the male pipe thread load capacity data of the drop/riser pipe from the pipe manufacturer. The loads must not exceed either the coupling or drop/riser pipe load capacity. The maximum load bearing weight of the pipe will vary significantly depending on the pipe material. This data is only a guide. The final responsibility for the design of the well lies with the well designer/installer.

Part No.	Size	Length	Quantity L1	Quantity L2
28-SSDPC-10	1"	2-1/2"	10	50
28-SSDPC-12	1-1/4"	2-1/2"	10	50
28-SSDPC-15	1-1/2"	2-1/2"	10	50
28-SSDPC-20	2"	2-1/2"	5	25

PVC,
These couplings have a wall thickness that is 30% heavier than Schedule 120 to ensure increased strength and reliability. To be used in well depths no greater than 400'.

28-PDPC-10	1"	2-3/4"	10	100
28-PDPC-12	1-1/4"	2-3/4"	10	100
28-PDPC-15	1-1/2"	2-3/4"	10	100
28-PDPC-20	2"	3"	10	100

BOSHART INDUSTRIES

ROPE

Boshart's rope is available in different lengths and colors.

NO LEAD <0.25% Pb by weighted avg.

Braided Nylon,
This rope has high elasticity and working strength. It can be stored wet without damage and works well in pulleys, winches, general tie downs, tarps securing and marine use. Solid braid stays round, has a uniform diameter and will not rotate.

Part No.	Color	Length	Diameter	Reel Material	Tensile Strength Lbs	Quantity L1	Quantity L2
SRNB-1/4	White	1,000'	1/4"	Plastic	1,200		
SRNB-3/8	White	1,000'	3/8"	Plywood	2,700		

Braided Polypropylene,
This rope is made of 100% monofilament fibers in a hollow braid. It floats on water, retains its strength when wet and may be stored wet without damage. There is a high resistance to abrasion, mildew, oil, grease, gasoline, marine growth and other chemicals. It is best for tie-downs, utility hand lines, pulling lines, ladder lines, and marine uses.

SRPB-1/4-500	Blue & White	500'	1/4"	Plastic	975		
SRPB-1/4	Blue & White	1,000'	1/4"	Plastic	975		
SRPB-1/4-3000	Blue & White	3,000'	1/4"	Plywood	975		

Twisted Polypropylene,
This rope is waterproof, floats and easy to handle. It is resists most chemicals, oil, gasoline and is resistant to color fading, abrasion and rot.

SRPT-04-1200BLK	Black	1,200'	1/4"	Plastic	1,120		
SRPT-04-600B	Blue & White	600'	1/4"	Plywood	1,120		
SRPT-06-300B	Blue & White	300'	3/8"	Plywood	1,450		
SRPT-06-600B	Blue & White	600'	3/8"	Plywood	1,450		
SRPT-08-300B	Blue & White	300'	1/2"	Plywood	3,780		
SRPT-08-600B	Blue & White	600'	1/2"	Plywood	3,780		
SRPT-12-300B	Blue & White	300'	3/4"	Plywood	7,650		
SRPT-1/4	Yellow	1,300'	1/4"	Plastic	1,130		
SRPT-3/8	Yellow	630'	3/8"	Plastic	2,440		
SRPT-5/16	Yellow	975'	5/16"	Plastic	1,710		
SRPT-1/2	Yellow	335'	1/2"	Plastic	3,780		

ROPE HANGER

Boshart's rope hangers provide an easy method of attaching the safety rope securely to the well casing. The installation of the well cap onto the well casing is unobstructed. They are installed at the top of the well casing and can be easily removed when the pump is serviced or replaced.
Accepts rope sizes: 1/4" to 3/8"

NO LEAD <0.25% Pb by weighted avg.

Part No.	Well Casing I.D.	Quantity L1	Quantity L2
STRH-6	6" or 6-1/4"	5	40

BOSHART INDUSTRIES

MECHANICAL SHAFT SEALS

Boshart's mechanical shaft seals are designed to provide a water tight seal between the pump housing and the motor shaft which drives the impeller.

Part No.	Seat Thickness	Shaft Size	Quantity L1	Quantity L2
SS-1000	0.344	0.625	54	270
SS-2000	0.406	0.625	54	270
SS-2010	0.406	0.750	54	270

CIRCULATOR COUPLING

Boshart's circulator couplings are easy to install and quiet when running. They have a long life and superior alignment capabilities. They are easier on the pump and motor, less rigidity puts less load on the bearings and seals.
H.P. rating 1/12 to 1/3

Part No.	Size	Quantity L1	Quantity L2
24-15	1/2"	25	200

NUT DRIVER

Boshart's nut driver has a flexible shaft and reversible socket.

Part No.	Size	Quantity L1	Quantity L2
28-FND	1/4" or 5/16"	100	

PIPE CUTTERS

Boshart's pipe cutters cut through POLY, PVC, PEX, ABS and CPVC pipe and conduit. They feature a latch for carrying in the closed position.

Part No.	Cuts Pipe Size	Material	Quantity L1	Quantity L2
28-PC-0110	Up to 1"	Metal,	12	72
28-PC-0112	Up to 1-1/4"	Metal,	6	24
28-PC-0120	Up to 2"	Metal,	6	24

CONTRACTOR BIN

Boshart's contractor bins are a great plastic storage tote with removable bins. They feature a clear lid with latches to secure contents.

Part No.		Quantity L1	Quantity L2
28-CBD-09	The bins in this contractor bin are deep, included are: • 3 bins are 6" x 4" x 3-1/2" • 6 bins are 4" x 3" x 3-1/2"	1	10
28-CBD-12	The bins in this contractor bin are deep, included are: • 12 bins are 4" x 3" x 3-1/2"		10
28-CBS-30	The bins in this contractor bin are shallow, included are: • 18 bins are 3" x 2" x 1-3/4" • 12 bins are 2" x 1-1/2" x 1-3/4"		16

SECTION 10

CHECK & FOOT VALVES

One-way valves preventing backflow for both residential and industrial applications

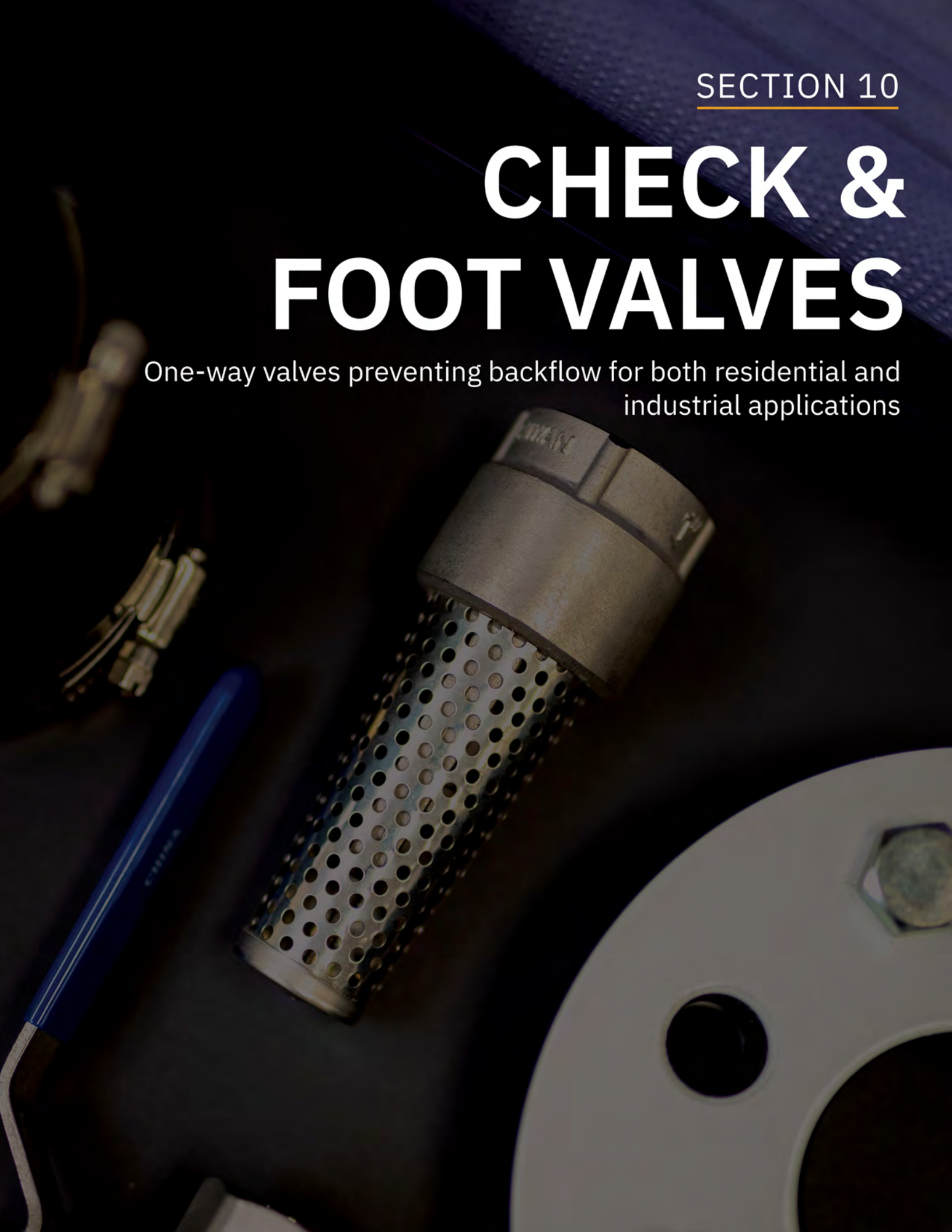

INDEX

Product Line	Page
Brass Swing Check Valves	1
Brass Check Valves	1
Control Centre Check Valves	2
Bronze Check Valves	3
Ductile Iron Check Valves	4
Plastic Check Valves	5
Stainless Steel Check Valves	7
Auto-drain Valve	7
Replacement Break-off Plug	8
Ball Check Valves	8
Y-Strainer	8
Brass Foot Valves	9
Bronze Foot Valves	9
Cast Iron Foot Valves	10
Plastic Foot Valves	10
Stainless Steel Foot Valves	11
Flapper Foot Valves	11

BOSHART INDUSTRIES

BRASS SWING CHECK VALVES

Swing check valves ensure that fluid flows in one direction only. They use a disk in the valve that closes when the pressure of the flow decreases ensuring there is no backflow.

NO LEAD <0.25% Pb by weighted avg.

Boshart, Temperature Range: Up to 180°F (82°C), Maximum Pressure: 200 PSI
- Cracking Pressure: 0 PSI
- NSF / ANSI 372 Certified

Part No.	Size	Connection Type	Quantity L1	Quantity L2
08060311NL	1/2"	FPT	10	120
08060411NL	3/4"	FPT	10	80
08060511NL	1"	FPT	5	60
08060611NL	1-1/4"	FPT	5	40
08060711NL	1-1/2"	FPT	5	30
08060811NL	2"	FPT	2	24
08060911NL	2-1/2"	FPT	15	
08061011NL	3"	FPT	6	
08061111NL	4"	FPT	4	

Boshart, Temperature Range: Up to 180°F (82°C), Maximum Pressure: 200 PSI
- Cracking Pressure: 0 PSI
- NSF / ANSI 372 Certified

08060312NL	1/2"	CxC	10	120
08060412NL	3/4"	CxC	10	80
08060512NL	1"	CxC	5	60
08060612NL	1-1/4"	CxC	5	40
08060712NL	1-1/2"	CxC	5	30
08060812NL	2"	CxC	2	24
08060912NL	2-1/2"	CxC	15	
08061012NL	3"	CxC	6	

BRASS CHECK VALVES

Brass check valves ensure that fluid flows in one direction only.

NO LEAD <0.25% Pb by weighted avg.

Boshart, Standard, Poppet Material: Cast Brass, Seal Material: Nitrile Rubber, Temperature Range: Up to 180°F (82°C), Maximum Pressure: 200 PSI
- Cracking Pressure: 0.5 PSI
- NSF / ANSI 372 Certified

Part No.	Size	Connection Type	Quantity L1	Quantity L2
17YBCV050NL	1/2"	FPT	10	100
17YBCV075NL	3/4"	FPT	10	80
17YBCV100NL	1"	FPT	10	60
17YBCV125NL	1-1/4"	FPT	5	40
17YBCV150NL	1-1/2"	FPT	5	30
17YBCV200NL	2"	FPT	5	20
17YBCV300NL	3"	FPT	6	
17YBCV400NL	4"	FPT	3	

Flomatic Valves, Union, Poppet Material: Acetal, Seal Material: Nitrile Rubber, Spring Material: Stainless Steel, Temperature Range: Up to 180°F (82°C), Maximum Pressure: 150 PSI
- Cracking Pressure: 1 PSI
- NSF / ANSI 372 Certified

Dual check valves are designed for installation on potable water lines to protect against both backsiphonage and backpressure of polluted water into the potable water supply.

17-GF8089E	1/2"	FPT		
17-GF8080E	3/4"	FPT		25
17-GF8081E	1"	FPT		

BOSHART INDUSTRIES

CONTROL CENTRE CHECK VALVES

Control centre check valves have tappings for accessories such as gauges, switches and snifter valves.
Note: accessories shown are not included.

Pb NO LEAD <0.25% Pb by weighted avg.

Boshart, Standard, Poppet Material: Cast Brass, Seal Material: Nitrile Rubber, Temperature Range: Up to 180°F (82°C), Maximum Pressure: 200 PSI
• Cracking Pressure:0.5 PSI
• NSF / ANSI 372 Certified

Part No.	Size	Connection Type	Inlet Tapping	Outlet Tapping	Quantity L1	Quantity L2
17YBCVA-100NL	1"	FPT	(1) 1/8" FPT	None	10	60
17YBCVA-125NL	1-1/4"	FPT	(1) 1/8" FPT	None	5	40

Boshart, Standard, Poppet Material: Cast Brass, Seal Material: Nitrile Rubber, Temperature Range: Up to 180°F (82°C), Maximum Pressure: 200 PSI
• Cracking Pressure:0.5 PSI
• NSF / ANSI 372 Certified

Part No.	Size	Connection Type	Inlet Tapping	Outlet Tapping	Quantity L1	Quantity L2
17YBCVB-100NL	1"	FPT	(1) 1/8" FPT	(1) 1/4" FPT	10	60
17YBCVB-125NL	1-1/4"	FPT	(1) 1/8" FPT	(1) 1/4" FPT	5	40
17YBCVB-150NL	1-1/2"	FPT	(1) 1/8" FPT	(1) 1/4" FPT	5	30
17YBCVB-200NL	2"	FPT	(1) 1/8" FPT	(1) 1/4" FPT	5	20

Boshart, Standard, Poppet Material: Cast Brass, Seal Material: Nitrile Rubber, Temperature Range: Up to 180°F (82°C), Maximum Pressure: 200 PSI
• Cracking Pressure:0.5 PSI
• NSF / ANSI 372 Certified

Part No.	Size	Connection Type	Inlet Tapping	Outlet Tapping	Quantity L1	Quantity L2
17YBCVC-100NL	1"	FPT	(1) 1/8" FPT	(1) 1/4" FPT, (1) 1/8" FPT	10	60
17YBCVC-125NL	1-1/4"	FPT	(1) 1/8" FPT	(1) 1/4" FPT, (1) 1/8" FPT	5	40

BRONZE CHECK VALVES

Bronze check valves ensure that fluid flows in one direction only.

Boshart, Standard, Poppet Material: Cast Bronze, Seal Material: Nitrile Rubber, Temperature Range: Up to 180°F (82°C), Maximum Pressure: 200 PSI
• Cracking Pressure:0.5 PSI
• NSF / ANSI 372 Certified

Part No.	Size	Connection Type	Quantity L1	Quantity L2
17CV200NL	2"	FPT	5	20
17CV150NL	1-1/2"	FPT	5	30
17CV125NL	1-1/4"	FPT	5	40
17CV100NL	1"	FPT	10	60
17CV075NL	3/4"	FPT	10	80
17CV050NL	1/2"	FPT	10	100

Boshart, Standard, Poppet Material: Cast Bronze, Seal Material: Nitrile Rubber, Temperature Range: Up to 180°F (82°C), Maximum Pressure: 200 PSI• Cracking Pressure: 0.5 PSI

Part No.	Size	Connection Type	Quantity L1	Quantity L2
17CVMF-125-100NL	1-1/4" x 1"	MPT x FPT	10	60

Flomatic Valves, Standard, Poppet Material: Stainless Steel, Seal Material: Viton, Spring Material: Stainless Steel, Temperature Range: Up to 400°F (204°C), Maximum Pressure: 100 PSI
• Cracking Pressure: 1 PSI
• NSF / ANSI 372 Certified

Part No.	Size	Connection Type
17-4034HTE	2"	FPT
17-4033HTE	1-1/2"	FPT
17-4032HTE	1-1/4"	FPT
17-4031HTE	1"	FPT
17-4030HTE	3/4"	FPT

BOSHART INDUSTRIES

BRONZE CHECK VALVES

Flomatic Valves, Hex, Poppet Material: Acetal, Seal Material: Nitrile Rubber, Spring Material: Stainless Steel, Temperature Range: Up to 180°F (82°C), Maximum Pressure: 400 PSI
- Cracking Pressure: 1 PSI
- NSF / ANSI 372 Certified

Part No.	Size	Connection Type	Quantity L1	Quantity L2
17-4201E	1"	FPT		
17-4202EVFD	1-1/4"	FPT		36

Flomatic Valves, Standard, Poppet Material: Nylon 11, Seal Material: Nitrile Rubber, Spring Material: Stainless Steel, Temperature Range: Up to 180°F (82°C), Maximum Pressure: 200 PSI
- Cracking Pressure: 1 PSI
- NSF / ANSI 372 Certified

Part No.	Size	Connection Type	Quantity L1	Quantity L2
17-5159E	3/8"	FPT		10
17-5118E	1/4"	FPT		10
17-4037E	4"	FPT		
17-4036E	3"	FPT		
17-4035E	2-1/2"	FPT		
17-4034E	2"	FPT		16
17-4033E	1-1/2"	FPT		25
17-4032E	1-1/4"	FPT		36
17-4031E	1"	FPT	1	50
17-4030E	3/4"	FPT		100
17-4029E	1/2"	FPT		100

Flomatic Valves, Hex - Long Threads, Poppet Material: Acetal, Seal Material: Nitrile Rubber, Spring Material: Stainless Steel, Temperature Range: Up to 180°F (82°C), Maximum Pressure: 400 PSI
- Cracking Pressure: 1 PSI
- NSF / ANSI 372 Certified

Part No.	Size	Connection Type	Quantity L1	Quantity L2
17-4242XLE	1-1/4"	MPT x FPT		36
17-4201XLE	1"	MPT x FPT		36

Flomatic Valves, Hex, Poppet Material: Acetal, Seal Material: Nitrile Rubber, Spring Material: Stainless Steel, Temperature Range: Up to 180°F (82°C), Maximum Pressure: 400 PSI
- Cracking Pressure: 1 PSI
- NSF / ANSI 372 Certified
- 17-4221LE has longer threads for use with PVC pipe.
- 17-42 Series is hex shaped for easy wrenching.

Part No.	Size	Connection Type	Quantity L1	Quantity L2
17-4242E	1-1/4"	MPT x FPT		36
17-4223E	1-1/2" x 1-1/4"	MPT x FPT		36
17-4221LE	1-1/4" x 1"	MPT x FPT		50
17-4079E	2"	MPT x FPT		16

BOSHART INDUSTRIES

DUCTILE IRON CHECK VALVES

Ductile iron check valves ensure that fluid flows in one direction only.

NO LEAD <0.25% Pb by weighted avg.

Flomatic Valves, Split Disc, Spring Material: Stainless Steel, Temperature Range: Up to 180°F (82°C), Maximum Pressure: 200 PSI
- Cracking Pressure: 1 PSI
- NSF / ANSI 372 Certified

Part No.	Size	Connection Type	Quantity L1	Quantity L2
18SDCVCI-2	2"	Wafer		
18SDCVCI-2.5	2-1/2"	Wafer		
18SDCVCI-3	3"	Wafer		
18SDCVCI-4	4"	Wafer		
18SDCVCI-5	5"	Wafer		
18SDCVCI-6	6"	Wafer		
18SDCVCI-8	8"	Wafer		
18SDCVCI-10	10"	Wafer		
18SDCVCI-12	12"	Wafer		

DUCTILE IRON CHECK VALVES

Ductile iron check valves ensure that fluid flows in one direction only.

Flomatic Valves, Standard, Poppet Material: Ductile Iron, Seal Material: Nitrile Rubber, Temperature Range: Up to 180°F (82°C), Maximum Pressure: 600 PSI
- Cracking Pressure: 1 PSI
- NSF / ANSI 372 Certified

Part No.	Size	Connection Type	Quantity L1	Quantity L2
174031DI	1"	FPT		49
174032DI	1-1/4"	FPT		36
174033DI	1-1/2"	FPT		25
177937	2"	FPT		16
177936	2-1/2"	FPT		
177938	3"	FPT		5
177939	4"	FPT		4
174088	5"	FPT		
174089	6"	FPT		
174090	8"	FPT		

Flomatic Valves, VFD, Poppet Material: Ductile Iron, Seal Material: Nitrile Rubber, Temperature Range: Up to 180°F (82°C), Maximum Pressure: 600 PSI
- Cracking Pressure: 1 PSI
- NSF / ANSI 372 Certified

177937VFD	2"	FPT		
177936VFD	2-1/2"	FPT		
177938VFD	3"	FPT		
177939VFD	4"	FPT		
174088VFD	5"	FPT		
174089VFD	6"	FPT		
174090VFD	8"	FPT		

Flomatic Valves, DIX, Poppet Material: Ductile Iron, Seal Material: Nitrile Rubber, Temperature Range: Up to 180°F (82°C), Maximum Pressure: 400 PSI
- Cracking Pressure: 1 PSI
- NSF / ANSI 372 Certified

177938DIX	3"	FPT		
174089DIX	6"	FPT		
174091DIX	10"	FPT		

BOSHART INDUSTRIES

DUCTILE IRON CHECK VALVES

Flomatic Valves, VFD, Poppet Material: Ductile Iron, Seal Material: Nitrile Rubber, Temperature Range: Up to 180°F (82°C), Maximum Pressure: 600 PSI
- Cracking Pressure: 1 PSI
- NSF / ANSI 372 Certified

Part No.	Size	Connection Type	Quantity L1	Quantity L2
174084VFD	2"	MPT x FPT		16
174083VFD	3"	MPT x FPT		5
174077VFD	4"	MPT x FPT		
174075VFD	5"	MPT x FPT		
174081VFD	6"	MPT x FPT		
174087VFD	6" x 5"	MPT x FPT		



Flomatic Valves, Standard, Poppet Material: Bronze, Seal Material: EPDM, Spring Material: Stainless Steel, Temperature Range: Up to 200°F (93°C), Maximum Pressure: 200 PSI
- Cracking Pressure: 1 PSI
- NSF/ANSI 14, 61 & 372
- 2" - 6" ASME 150# and 300#
- 8" - 10" ASME 150#

18WSCVCI-2	2"	Wafer		
18WSCVCI-2.5	2-1/2"	Wafer		
18WSCVCI-3	3"	Wafer		
18WSCVCI-4	4"	Wafer		
18WSCVCI-5	5"	Wafer		
18WSCVCI-6	6"	Wafer		
18WSCVCI-8	8"	Wafer		
18WSCVCI-10	10"	Wafer		

Flomatic Valves, Globe, Poppet Material: Brass, Seal Material: EPDM, Spring Material: Stainless Steel, Temperature Range: Up to 200°F (93°C), Maximum Pressure: 200 PSI
- Cracking Pressure: 1 PSI
- NSF/ANSI 14, 61 & 372
- ASME 150#: Max Pressure 300 PSI at 150°F

18GSCVCI-2	2"	Flange		
18GSCVCI-2.5	2-1/2"	Flange		
18GSCVCI-3	3"	Flange		
18GSCVCI-4	4"	Flange		
18GSCVCI-5	5"	Flange		
18GSCVCI-6	6"	Flange		
18GSCVCI-8	8"	Flange		
18GSCVCI-10	10"	Flange		
18GSCVCI-12	12"	Flange		

BOSHART INDUSTRIES

PLASTIC CHECK VALVES

Plastic check valves ensure that fluid flows in one direction only.

NO LEAD <0.25% Pb by weighted avg.

Flomatic Valves, Primary Material: Acetal, Poppet Material: Nylon 11, Seal Material: Viton, Spring Material: Stainless Steel, Temperature Range: Up to 180°F (82°C), Maximum Pressure: 150 PSI
- Cracking Pressure: 1 PSI
- NSF / ANSI 372 Certified

Part No.	Size	Connection Type	Quantity L1	Quantity L2
175239	1/2"	FPT		
175359	3/8"	FPT		10

Flomatic Valves, Primary Material: Polypropylene, Poppet Material: Polypropylene, Seal Material: Viton, Spring Material: Stainless Steel, Temperature Range: Up to 180°F (82°C), Maximum Pressure: 150 PSI
- Cracking Pressure: 1 PSI
- NSF / ANSI 372 Certified

Part No.	Size	Connection Type	Quantity L1	Quantity L2
175357	1/2"	FPT		10
175358	3/4"	FPT		10

Boshart, Primary Material: PVC, Seal Material: EPDM, Spring Material: 304 Stainless Steel, Temperature Range: Up to 140°F (60°C), Maximum Working Pressure: 100 PSI @ 73°F
- Cracking Pressure: 0.5 PSI

Part No.	Size	Connection Type	Quantity L1	Quantity L2
1710-05	1/2"	FPT	10	120
1710-07	3/4"	FPT	120	
1710-10	1"	FPT	8	80
1710-12	1-1/4"	FPT	6	60
1710-15	1-1/2"	FPT	6	60
1710-20	2"	FPT	4	40
1710-30	3"	FPT	6	
1710S-05	1/2"	Socket	10	120
1710S-07	3/4"	Socket	10	120
1710S-10	1"	Socket	8	80
1710S-12	1-1/4"	Socket	6	60
1710S-15	1-1/2"	Socket	60	
1710S-20	2"	Socket	40	

Boshart, Primary Material: PVC, Seal Material: Nitrile Rubber, Spring Material: Stainless Steel, Maximum Working Pressure: 150 PSI @ 73°F
- Cracking Pressure: 0.5 PSI
- NSF / ANSI 372 Certified
- Threads: ASME / ANSI B1.20.1

Part No.	Size	Connection Type	Quantity L1	Quantity L2
17PCV075	3/4"	FPT	20	
17PCV100	1"	FPT	20	
17PCV125	1-1/4"	FPT	20	
17PCV150	1-1/2"	FPT	20	
17PCV200	2"	FPT	10	

BOSHART INDUSTRIES

STAINLESS STEEL CHECK VALVES

Stainless steel check valves ensure that fluid flows in one direction only. They have a higher corrosion resistance.

NO LEAD CONTENT ≤0.25% by weighted avg.

Boshart, Standard, Primary Material: 304 Stainless Steel, Poppet Material: 304 Stainless Steel, Seal Material: Viton, Temperature Range: Up to 180°F (82°C), Maximum Pressure: 200 PSI
- Cracking Pressure: 0.5 PSI
- NSF / ANSI 372 Certified

Part No.	Size	Connection Type	Quantity L1	Quantity L2
17CVSS-050	1/2"	FPT	10	100
17CVSS-075	3/4"	FPT	10	80
17CVSS-100	1"	FPT	10	60
17CVSS-125	1-1/4"	FPT	5	40
17CVSS-150	1-1/2"	FPT	5	30
17CVSS-200	2"	FPT	5	20
17CVSS-300	3"	FPT	6	
17CVSS-400	4"	FPT	3	
17CVSSMF-125-100	1-1/4" x 1"	MPT x FPT	10	60

Flomatic Valves, Hex, Primary Material: 303 Stainless Steel, Poppet Material: Delrin, Seal Material: Nitrile Rubber, Spring Material: Stainless Steel, Temperature Range: Up to 180°F (82°C), Maximum Pressure: 400 PSI
- Cracking Pressure: 1 PSI
- NSF / ANSI 372 Certified

17-4201SS2	1"	FPT		
17-4202SS2	1-1/4"	FPT		36

Flomatic Valves, Standard, Primary Material: 316 Stainless Steel, Poppet Material: Stainless Steel, Seal Material: Viton, Spring Material: Stainless Steel, Temperature Range: Up to 400°F (204°C), Maximum Pressure: 450 PSI
- Cracking Pressure: 1 PSI
- NSF / ANSI 372 Certified

17-4031S6	1"	FPT		50
17-4032S6	1-1/4"	FPT		36
17-4033S6	1-1/2"	FPT		25
17-4034S6	2"	FPT		16
17-7938S6-PLG	3"	FPT		5
17-7939S6-PLG	4"	FPT		4

Flomatic Valves, Union, Primary Material: 316 Stainless Steel, Poppet Material: Acetal, Seal Material: Nitrile Rubber, Spring Material: Stainless Steel, Temperature Range: Up to 180°F (82°C), Maximum Pressure: 150 PSI
- Cracking Pressure: 1 PSI
- NSF / ANSI 372 Certified

Dual check valves are designed for installation on potable water lines to protect against both backsiphonage and backpressure of polluted water into the potable water supply.

17-GF8080S6	3/4"	FPT		
17-GF8081S6	1"	FPT		

AUTO-DRAIN VALVE

This auto-drain valve is designed for use in domestic well water systems, irrigation and sprinkler systems, agricultural watering. It provides automatic drainage of water lines when line pressure drops below 10 PSI ((approx. 5 gpm) in a closed water system.
Stainless steel spring, fasteners & valve disc.

Flomatic Valves, Temperature Range: Up to 180°F (82°C), Maximum Pressure: 400 PSI
- NSF / ANSI 372 Certified

Part No.	Size	Connection Type	Quantity L1	Quantity L2
17-4501P	1"	MPT		12

Contact your sales rep for any further information

Toll Free: 1-800-561-3164

boshart.com

BOSHART INDUSTRIES

REPLACEMENT BREAK-OFF PLUG

These break off plugs are used with check valves. When broken off the riser pipe is able to drain. They are threaded to install into the valve.

NO LEAD <0.25% Pb by weighted avg.

Part No.	Size		Quantity L1	Quantity L2
Flomatic Valves, Temperature Range: Up to 180°F (82°C), Maximum Pressure: 600 PSI				
• NSF / ANSI 372 Certified				
1776098-6	3/8"	For 3" valves		
1776098-7	3/8"	For 4" valves		
1776098	3/8"	For 5" or 6" valves		
1776098-11	1/2"	For 10" valves		

BALL CHECK VALVES

Ball check valves ensure that fluid flows in one direction only. This is done by using a weighted ball to stop the flow when the pressure of the flow decreases preventing backflow.
• Cracking Pressure: 1 PSI
• NSF / ANSI 372 Certified

NO LEAD <0.25% Pb by weighted avg.

Part No.	Size	Connection Type	Quantity L1	Quantity L2
Flomatic Valves, PVC, Ball Material: Nitrile Rubber, Temperature Range: Up to 150°F (66°C), Maximum Pressure: 100 PSI				
Slip connection available. Contact inside sales for details.				
172131T	1"	FPT		
172132T	1-1/4"	FPT		
172133T	1-1/2"	FPT		
172134T	2"	FPT		
Flomatic Valves, Cast Iron, Ball Material: Nitrile Rubber, Temperature Range: Up to 180°F (82°C), Maximum Pressure: 150 PSI				
172141	1-1/4"	FPT		
172142	2"	FPT		
Flomatic Valves, Cast Iron, Ball Material: Phenolic, Temperature Range: Up to 180°F (82°C), Maximum Pressure: 150 PSI				
Note: 3" & 4" don't have an access cover.				
173232	1"	FPT		
173233	1-1/4"	FPT		
173234	1-1/2"	FPT		10
173235	2"	FPT		
173236	2-1/2"	FPT		
172044	3"	FPT		
172045	4"	Flange		

Y-STRAINER

Y-Strainers come with a clean-out plug and are not rated for steam application.
• Cracking Pressure: 1 PSI
• NSF / ANSI 372 Certified

NO LEAD <0.25% Pb by weighted avg.

Part No.	Size	Connection Type	Quantity L1	Quantity L2
Flomatic Valves, Bronze, Temperature Range: Up to 180°F (82°C), Maximum Pressure: 400 PSI				
16YS-S-05	1/2"	FPT		
16YS-S-07	3/4"	FPT	10	50
16YS-S-10	1"	FPT	6	36
16YS-S-12	1-1/4"	FPT	6	24
16YS-S-15	1-1/2"	FPT	2	12
16YS-S-20	2"	FPT	8	

Contact your sales rep for any further information

Toll Free: 1-800-561-3164

boshart.com

BRASS FOOT VALVES

Brass foot valves prevent water from back flowing into the water source.

NO LEAD <0.25% Pb by weighted avg.

Boshart, Poppet Material: Cast Brass, Seal Material: Nitrile Rubber, Temperature Range: Up to 180°F (82°C), Maximum Pressure: 200 PSI
- Cracking Pressure: 0.5 PSI
- NSF / ANSI 372 Certified

Part No.	Size	Connection Type	Quantity L1	Quantity L2
17YBFV050NL	1/2"	FPT	10	100
17YBFV075NL	3/4"	FPT	10	80
17YBFV100NL	1"	FPT	10	60
17YBFV125NL	1-1/4"	FPT	5	40
17YBFV150NL	1-1/2"	FPT	5	30
17YBFV200NL	2"	FPT	5	20
17YBFV300NL	3"	FPT	8	
17YBFV400NL	4"	FPT	4	

BRONZE FOOT VALVES

Bronze foot valves prevent water from back flowing into the water source.

NO LEAD <0.25% Pb by weighted avg.

Boshart, Standard, Poppet Material: Bronze, Seal Material: Nitrile Rubber, Temperature Range: Up to 180°F (82°C), Maximum Pressure: 200 PSI
- Cracking Pressure: 1 PSI
- NSF / ANSI 372 Certified

Part No.	Size	Connection Type	Quantity L1	Quantity L2
17FV050NL	1/2"	FPT	10	100
17FV075NL	3/4"	FPT	10	80
17FV100NL	1"	FPT	10	60
17FV125NL	1-1/4"	FPT	5	40
17FV150NL	1-1/2"	FPT	5	30
17FV200NL	2"	FPT	5	20
17FV300NL	3"	FPT	8	

Flomatic Valves, Standard, Poppet Material: Acetal, Seal Material: Nitrile Rubber, Spring Material: Stainless Steel, Temperature Range: Up to 180°F (82°C), Maximum Pressure: 250 PSI
- Cracking Pressure: 1 PSI
- NSF / ANSI 372 Certified

17-4100E	3/4"	FPT		100
17-4101E	1"	FPT		49
17-4103E	1-1/4"	FPT		36
17-4104E	1-1/2"	FPT		25
17-4105E	2"	FPT		16
17-4106E	2-1/2"	FPT		
17-4107E	3"	FPT		
17-4108E	4"	FPT		

Flomatic Valves, Slim, Poppet Material: Acetal, Seal Material: Nitrile Rubber, Spring Material: Stainless Steel, Temperature Range: Up to 180°F (82°C), Maximum Pressure: 250 PSI
- NSF / ANSI 372 Certified
- Will pass through a 2" pipe

17-4102E	1-1/4"	FPT		49

BOSHART INDUSTRIES

CAST IRON FOOT VALVES

Cast iron foot valves prevent water from back flowing into the water source.

Flomatic Valves, Poppet Material: Acetal, Seal Material: Nitrile Rubber, Spring Material: Stainless Steel, Temperature Range: Up to 180°F (82°C), Maximum Pressure: 250 PSI
- Cracking Pressure: 1 PSI
- NSF / ANSI 372 Certified

Part No.	Size	Connection Type	Quantity L1	Quantity L2
174764	2"	FPT		
174765	2-1/2"	FPT		
174766	3"	FPT		
174767	4"	FPT		

PLASTIC FOOT VALVES

Plastic foot valves prevent water from back flowing into the water source.

Pb NO LEAD <0.25% Pb by weighted avg.

Flomatic Valves, Primary Material: Acetal, Poppet Material: Nylon 11, Seal Material: Nitrile Rubber, Spring Material: Stainless Steel, Temperature Range: Up to 140°F (60°C), Maximum Working Pressure: 150 PSI @ 73°F
- Cracking Pressure: 1 PSI
- NSF / ANSI 372 Certified

Part No.	Size	Connection Type	Quantity L1	Quantity L2
175619	3/8"	FPT		10
175620	1/2"	FPT		10

Boshart, Primary Material: PVC, Poppet Material: Acetal, Seal Material: Nitrile Rubber, Spring Material: Stainless Steel, Maximum Pressure: 150 PSI
- Cracking Pressure: 0.5 PSI
- NSF / ANSI 372 Certified
- **Please note that 17PFV-250 & 17PFV-300 are not made Boshart** and has a Cracking Pressure of 1 PSI

17PFV075	3/4"	FPT		20
17PFV100	1"	FPT		20
17PFV125	1-1/4"	FPT		20
17PFV150	1-1/2"	FPT		20
17PFV200	2"	FPT		10
17PFV-250	2-1/2"	FPT		12
17PFV-300	3"	FPT		12
17PFVB100125	1" or 1-1/4"	Insert		20
17PFVM075150	3/4" - 1-1/2"	MPT		20

BOSHART INDUSTRIES

STAINLESS STEEL FOOT VALVES

Stainless steel foot valves prevent water from back flowing into the water source. They have a higher corrosion resistance.

NO LEAD <0.25% Pb by weighted avg.

Boshart, Poppet Material: 304 Stainless Steel, Seal Material: Viton, Temperature Range: Up to 180°F (82°C), Maximum Pressure: 200 PSI
- Cracking Pressure: 1 PSI
- NSF / ANSI 372 Certified

Part No.	Size	Connection Type	Quantity L1	Quantity L2
17FVSS-050	1/2"	FPT	10	100
17FVSS-075	3/4"	FPT	10	80
17FVSS-100	1"	FPT	10	60
17FVSS-125	1-1/4"	FPT	5	40
17FVSS-150	1-1/2"	FPT	5	30
17FVSS-200	2"	FPT	5	20
17FVSS-300	3"	FPT	8	
17FVSS-400	4"	FPT	4	

FLAPPER FOOT VALVES

Flapper foot valves prevent water from back flowing into the water source. They use a flapper that closes when the pressure of the flow decreases ensuring there is no backflow.

Boshart, Seal Material: Nitrile Rubber, 150 PSI @ 73°F
- Cracking Pressure: 0.5 PSI

Part No.	Size	Connection Type	Quantity L1	Quantity L2
17PFVF-600	6"	FPT	2	
17PFVF-400	4"	FPT	6	
17PFVF-300	3"	FPT	6	

Boshart, Temperature Range: Up to 80°F (27°C), Maximum Pressure: 20 PSI
- Cracking Pressure: 0.5 PSI
- 174969 is NSF / ANSI CAN Standard 372

Part No.	Size	Connection Type
174969	6"	FPT
174967	4"	FPT
174966	3"	FPT
174964	2"	FPT

Flomatic Valves, Seal Material: EPDM, Temperature Range: Up to 180°F (82°C), Maximum Pressure: 200 PSI
- Cracking Pressure: 1 PSI
- NSF / ANSI 372 Certified

Part No.	Size	Connection Type
18FLFVCI-8	8"	Flange
18FLFVCI-6	6"	Flange
18FLFVCI-5	5"	Flange
18FLFVCI-4	4"	Flange
18FLFVCI-3	3"	Flange
18FLFVCI-2.5	2-1/2"	Flange
18FLFVCI-2	2"	Flange
18FLFVCI-12	12"	Flange
18FLFVCI-10	10"	Flange

SECTION 11

PITLESS ADAPTERS, WELL CAPS & WELL SEALS

Major components for industrial and residential well assembly in a range of sizes and materials

BOSHART INDUSTRIES

INDEX

Product Line	Page
Standard Pitless Adapters	1
Pressurized Pitless Adapters	1
Tapped Pitless Adapters	2
Clamp On Pitless Adapters	2
Weld On Pitless Adapters	3
Wrap Around Pitless Adapters - PVC Casing	3
Clear Way Pitless Adapters - Steel Casing	3
Concrete Tile Pitless Adapters	3
Double Drop Pipe Pitless Adapters	4
Bronze Wire Spud	4
Pitless Adapter Accessories	4
Industrial Pitless Units	5
Plain Well Caps	6
Conduit Well Caps	6
WTC Series Watertight Well Caps	7
Well Casing Adapter	8
WTCC Series Watertight Well Caps	8
WTCL Series Watertight Well Caps	9
WTCL Series Premium Watertight Well Cap	9
Premium Watertight Well Cap Accessories	10
Plastic Well Seals	11
Cast Iron Well Seals	12
Steel Well Seals	13
Well Seal Accessories	14

BOSHART INDUSTRIES

STANDARD PITLESS ADAPTERS

Boshart's standard pitless adapters are designed to make raising a submersible pump for service or replacement easier. They feature gaskets for sealing on the casing.

NO LEAD <0.25% Pb by weighted avg.

Part No.	Size	Well Casing Size	Drop Pipe Size	Hole Saw Size	Maximum Load - Lbs	Quantity L1	Quantity L2
Bronze, Boshart • NSF/ANSI 372 Certified • Large gasket for more efficient sealing on casing							
PA-800NL	1"	5" to 12"	1"	1-3/4"	900	16	

Bronze, Boshart • NSF/ANSI 372 Certified • Water Systems Council Listed PAS-97 • Large gasket for more efficient sealing on casing							
PA-100NL	1"	5" to 12"	1"	1-3/4"	2000	16	
PA-125NL	1-1/4"	5" to 12"	1-1/4"	2-1/8"	2000	10	
PA-200NL	2"	5-5/8" to 12"	2"	3-1/8"	5000	4	

Bronze, Sealwell • NSF/ANSI 372 Certified • Large gasket for more efficient sealing on casing							
P-100NL	1"	5" to 12"	1"	1-3/4"	2000	16	



Bronze, Dicken • NSF/ANSI 372 Certified							
JR-S-10NL	1"	4-1/2" to 12"	1"	1-3/4"	1500	12	
LD-S-10NL	1"	5" to 12"	1"	1-3/4"	2000	12	
LD-S-12NL	1-1/4"	5" to 12"	1-1/4"	2-1/8"	2000	8	
S-20NL	2"	5-5/8" to 12"	2"	3-1/8"	5000	4	

304 Stainless Steel, Boshart • NSF/ANSI 372 Certified • Large gasket for more efficient sealing on casing							
P-800-SS	1"	5" to 12"	1"	1-3/4"	6000	1	10

304 Stainless Steel, Boshart • NSF/ANSI 372 Certified • Water Systems Council Listed PAS-97 • Large gasket for more efficient sealing on casing							
P-100-SS	1"	5" to 12"	1"	1-3/4"	6000	1	10
P-125-SS	1-1/4"	5" to 12"	1-1/4"	2-1/8"	6000	1	5
P-150-SS	1-1/2"	5" to 12"	1-1/2"	2-1/2"	6000	1	4
P-200-SS	2"	5" to 12"	2"	3-1/8"	6000	1	4

PRESSURIZED PITLESS ADAPTERS

For installations requiring a pressurized point of attachment. A small hole between the internal and external gaskets ensures a positive pressure and seal to the well casing. Approved for use in the state of Illinois.

Part No.	Size	Well Casing Size	Drop Pipe Size	Hole Saw Size	Maximum Load - Lbs	Quantity L1	Quantity L2
Bronze, Boshart • NSF/ANSI 372 Certified							
PA-100-PNL	1"	5" to 12"	1"	1-3/4"	2000	16	
PA-125-PNL	1-1/4"	5" to 12"	1-1/4"	2-1/8"	2000	10	

Contact your sales rep for any further information

Toll Free: 1-800-561-3164

boshart.com

BOSHART INDUSTRIES

TAPPED PITLESS ADAPTERS

Boshart's tapped pitless adapters are designed for underground tanks / dirty water to make service or replacement easier. They feature gaskets for sealing on the casing and a 1/4" FPT tapping.

Bronze

These tapped pitless adapters are for underground water well tank installations. The tapping provides a means to connect poly tubing to the pressure switch, located near the buried tank.

Part No.	Size	Well Casing Size	Well Casing I.D.	Drop Pipe Size	Hole Saw Size	Maximum Load - Lbs	Quantity L1	Quantity L2
PA-800-TNL	1"	5" to 12"		1"	1-3/4"	900	16	
P-100-SS-T	1"	5" to 12"		1"	1-3/4"	6000	10	

For use with grinder pumps.
Bronze,

These are for dirty water applications. The tapping provides a means to connect a 1/4" pipe to the pitless to allow for easy removal of the pitless unit and pump. The pipe is guided by a rail / guide system (not included) that aligns the pitless elbow with he pitless slide when reinstalling.

PA-125-TNL	1-1/4"	5" to 12"		1-1/4"	2-1/8"	2000	10	
P-125-SS-T	1-1/4"	5" to 12"		1-1/4"	2-1/8"	6000	5	

For use with all other sewage pumps.
Bronze,

These are for dirty water applications. The tapping provides a means to connect a 1/4" pipe to the pitless to allow for easy removal of the pitless unit and pump. The pipe is guided by a rail / guide system (not included) that aligns the pitless elbow with he pitless slide when reinstalling.

PA-200-TNL	2"	5-5/8" to 12"		2"	3-1/8"	5000	4	
P-200-SS-T	2"	5" to 12"		2"	3-1/8"	6000	4	

CLAMP ON PITLESS ADAPTERS

Clamp on pitless adapters clamp around the well casing. They have a neoprene gasket for sealing the housing to the outside of the well casing and is held in place with stainless steel straps and hardware.

Part No.	Well Casing O.D.	Drop Pipe Size	Maximum Load - Lbs	Quantity L1	Quantity L2
MAASS					
09-4JC1NL	4-1/2"	1"	4000		
09-5ODJC1NL	4.95" to 5"	1"	4000		
09-5JC1NL	5-9/16"	1"	4000		
09-6ODJC1NL	5.9" to 6"	1"	4000		
09-6JC1NL	6-5/8"	1"	4000		
09-7JC1NL	7"	1"	4000		
09-4JC1.25NL	4-1/2"	1-1/4"	4000		
09-5JC1.25NL	5-9/16"	1-1/4"	4000		
09-5ODJC1.25NL	4.95" to 5"	1-1/4"	4000		
09-6JC1.25NL	6-5/8"	1-1/4"	4000		
09-6ODJC1.25NL	5.9" to 6"	1-1/4"	4000		
09-7JC1.25NL	7"	1-1/4"	4000		

BOSHART INDUSTRIES

WELD ON PITLESS ADAPTERS

Weld on pitless adapters are designed for shallow or deep settings and high working pressures. They have a 8° slip fitting for easy installation and removal of the insert. No obstruction is left in the well casing when the insert is pulled out.

NO LEAD <0.25% Pb by weighted avg.

Part No.	Well Casing O.D.	Drop Pipe Size	Maximum Load - Lbs	Quantity L1	Quantity L2
MAASS					
09-4J1.25NL	4" to 5"	1-1/4"	5000		
09-4J1.5NL	4" to 5"	1-1/2"	5000		
09-6J1.5NL	6" or larger	1-1/2"	5000		
09-5J2NL	5"	2"	6000		
09-6J2NL	6" or larger	2"	5000		
09-6J2.5NL	6" or larger	2-1/2"	8000		
09-8J3NL	8" or larger	3"	10000		
09-10J4NL	10" or larger	4"	16000		

WRAP AROUND PITLESS ADAPTERS - PVC CASING

Wrap around pitless adapters come with a strap that wraps around a PVC well casing to secure it in place.

Part No.	Well Casing O.D.	Well Casing I.D.	Drop Pipe Size	Maximum Load - Lbs	Quantity L1	Quantity L2
Dicken						
CW-4-10-WANL	4-1/2"	4"	1"	2000	6	
CW-4.5-10-WANL	5"	4-1/2"	1"	2000	6	
CW-5-10-WANL	5-9/16"	5"	1"	2000	6	

CLEAR WAY PITLESS ADAPTERS - STEEL CASING

Clear way pitless adapters come with a strap that wraps around a steel well casing to secure it in place.

Part No.	Well Casing O.D.	Well Casing I.D.	Drop Pipe Size	Maximum Load - Lbs	Quantity L1	Quantity L2
Dicken						
CW-4-10NL	4-1/2"	4"	1"	2000	6	
CW-5-10NL	5" or 5-9/16"	4-1/2" or 5"	1"	2000	6	
CW-6-10NL	6" or 6-5/8"	5-5/8" or 6"	1"	2000	6	

CONCRETE TILE PITLESS ADAPTERS

Concrete tile pitless adapters have an extended shank to allow the pitless slide to be installed through a cement casing with a maximum thickness of 3". The 1-1/4" adapter is ideal for sewage disconnects on grinder pumps in cement tanks.

Part No.	Size	Drop Pipe Size	Hole Saw Size	Maximum Load - Lbs	Quantity L1	Quantity L2
Bronze, Boshart						
PA-100-CTNL	1"	1"	1-3/4"	2000	12	
PA-125-CTNL	1-1/4"	1-1/4"	2-1/8"	2000	10	

Contact your sales rep for any further information

Toll Free: 1-800-561-3164

boshart.com

BOSHART INDUSTRIES

DOUBLE DROP PIPE PITLESS ADAPTERS

Double drop pipe pitless adapters allow for two pipes to go down the well, generally used in jet pump applications.

Part No.	Well Casing Size	Drop Pipe Size	Hole Saw Size	Maximum Load - Lbs	Quantity L1	Quantity L2
Dicken						
LD-2XNL	4-1/2" to 12"	1" & 1-1/4"	1-3/4" & 2-1/8"	2000	6	
Boshart • Water System Council Listed PAS-97						
PA-2XNL	4-1/2" to 12"	1" & 1-1/4"	1-3/4" & 2-1/8"	2000	6	

BRONZE WIRE SPUD

Boshart's wire spud are attached to a well casing, for many reasons including bulkhead fittings, electrical conduit and well drain. The rubber gasket prevents any ground water contamination. Provide long life and durability in aggressive well conditions.

Part No.	Size	Quantity L1	Quantity L2
WS-100	1"	16	

PITLESS ADAPTER ACCESSORIES

These accessories are for pitless adapters.

Part No.	Size	Description	Quantity L1	Quantity L2
Hole Saw The high speed cutting edge is electron-beam welded to a tough alloy back. These hole saws cut clean and accurately through virtually any machinable material. Knockout holes allow for easy removal of the cores. Contact inside sales for additional sizes.				
28-HS134	1-3/4"	Use to install 1" pitless adapters		
28-HS212	2-1/2"	Use to install 1-1/2" pitless adapters		
28-HS218	2-1/8"	Use to install 1-1/4" pitless adapters		
28-HS318	3-1/8"	Use to install 2" pitless adapters		
Pilot Drill Replacement pilot drill for arbor and hole saws.				
28-HSPD	1/4"		10	
Quick Change Arbor This quick change arbor provides fast interchanging of hole saws without arbor removal from chuck. The hex shank prevents slippage in chuck. For hole saws 1-1/4" to 6" in diameter.				
28-HSA	7/16"	Hex Shank		

BOSHART INDUSTRIES

INDUSTRIAL PITLESS UNITS

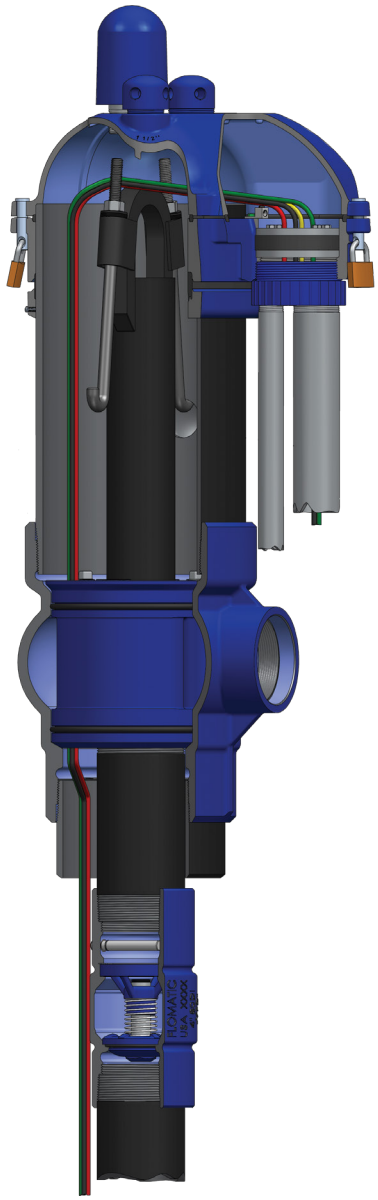

Boshart's Industrial Pitless Units are designed and precision-machined for heavy duty municipal and industrial water well applications.

NO LEAD <0.25% Pb by weighted avg.

Benefits include:

- Quick Installation
- Easy to Service
- Economical
- Sanitary
- Frost Proof
- Durable
- Maximum Corrosion Protection
- Readily Available
- Certified to Industry Standards
  - NSF/ANSI/CAN Standard 61 Certified
  - NSF/ANSI Standard 372 Certified
  - ASSE Standard #1093-2019, Water System Council Standard PAS-97

Please contact inside sales for more information on our industrial pitless units and accessories. Full details are available in our Booklet, and request forms available upon request.

Part Number Convention:

P 08 D W B 6 F 4 F 4 N C

C	Well Cap: C = Cast Iron, N = No Cap,
N	Well / Spool Type: N = Normal Well (Open Through Passages) F = Flowing Well (Closed Spool with Tapings for Cable Seals).
4	Discharge Connection Size.
F	Discharge Connection Type (FPT).
4	Drop Pipe Connection Size.
F	Drop Pipe Connection Type (FPT).
6	Bury Depth (feet) 3’, 4’, 5’, 6’, 7’, 8’, 9’, 10’
B	Upper Barrel Type: “B” = (Black Painted Steel) Standard/ Schedule 40 0.28" wall “I” = (Black Painted Steel) with Isolation Flange “S” = (304 Stainless Steel) Schedule 40 0.25” wall “H” = (304 Stainless Steel) Standard / Schedule 40 0.28” wall “P” = (PVC) Schedule 40 0.28" wall **All are supplied with Hold-Down Hook / Torque Arrestor Assemblies**
W	Well Casing Connection = W (Weld Nipple) as standard option.
D	Material: D (Ductile Iron) or S (Stainless Steel).
08	Well Casing Size. 5’, 6’, 7’, 8’,10’ and 12’
P	Pitless Unit (Spool Type).

BOSHART INDUSTRIES

PLAIN WELL CAPS

These heavy duty plain well caps use stainless steel screws for securing the cap to the well casing. A well log is provided inside each cap to record installation data and specifications.

NO LEAD <0.25% Pb by weighted avg.

Aluminum,

• 1 set screw for securing

Part No.	Well Casing I.D.	Well Casing O.D.	Quantity L1	Quantity L2
PC-4	4"	4-1/2"	36	
PC-566	5-5/8" or 6"	6" or 6-5/8"	21	
PC-66	6-5/8"	7"	21	

CONDUIT WELL CAPS

Boshart's conduit well caps are designed to provide extra clearance for pump cable. They have three stainless steel set screws for securing the cap to the well casing and one stainless steel screw to secure the conduit pipe. A well log is provided inside each cap to record installation data and specifications.

Aluminum, Standard

Part No.	Well Casing I.D.	Well Casing O.D.	Conduit Connection	Quantity L1	Quantity L2
WCC-A04	4"	4-1/2"	1" FPT	36	
WCC-A045	4-1/2"	5"	1" FPT	30	
WCC-A05	5"	5-9/16"	1" FPT	30	
WCC-A056	5-5/8"	6"	1" FPT	30	
WCC-A06	6"	6-5/8"	1" FPT	20	
WCC-A066	6-5/8"	7"	1" FPT	20	
WCC-A08	8"	8-5/8"	1" FPT	16	
WCC-A10	10"	10-3/4"	1" FPT	10	

Cast Iron, Powder Coat Painted

CC-6-CI	6" or 6-1/4"	6-5/8"	1" FPT	12

BOSHART INDUSTRIES

WTC SERIES WATERTIGHT WELL CAPS

Boshart's watertight well caps are easy to install and provide easy access for maintenance. They feature large screened air vents making them vermin proof. The design offers greater clearance for submersible pump cable and each well cap has a grounding terminal with a bolt. Two O-rings ensure a reliable watertight seal both between the well casing & retainer ring as well as between the seal cover & retainer ring. Stainless steel hardware is used for maximum corrosion resistance. A well log is provided inside each cap to record installation data and specifications. Each well cap has a grounding terminal with a bolt.

• **Water System Council Listed PAS-97**

Part No.	Well Casing I.D.	Well Casing O.D.	Conduit Connection	Air Vent	Quantity L1	Quantity L2
For Steel or PVC Well Casings Aluminum, Standard						
WTC-A06-12	6"	6-5/8"	1-1/4" FPT	(2) 3/4"	1	12
WTC-A06	6"	6-5/8"	1" FPT	(2) 3/4"	12	
WTC-A05	5"	5-9/16"	1" FPT	(2) 3/4"	1	12
WTC-A04	4"	4-1/2"	1" FPT	(2) 3/4"	16	

For Steel or PVC Well Casings Aluminum, Powder Coat Painted						
WTC-A06-BLK	6"	6-5/8"	1" FPT	(2) 3/4"	12	

For Steel or PVC Well Casings Cast Iron, Locking - Powder Coat Paint						
WTC-C06-12	6"	6-5/8"	1-1/4" FPT	(2) 3/4"	1	6
WTC-C06	6"	6-5/8"	1" FPT	(2) 3/4"	1	6

For Steel or PVC Well Casings PVC & Aluminum, Standard						
WTC-PA06	6"	6-5/8"	1" FPT	(2) 3/4"	12	

For PVC Well Casings ABS, Glue-on

• **WTC-G-P0625-06 includes a casing adapter that can be glued onto the well casing for flexibility where casing sizes may vary.**

WTC-G-P0625-06	6" or 6-1/4"	6-5/8" or 6.9"	1" FPT	(2) 3/4"	1	12
WTC-G-P0625	6-1/4"	6.9"	1" FPT	(2) 3/4"	12	

BOSHART INDUSTRIES

WELL CAP CASING ADAPTER

This well cap casing adapter is glued onto a 6-5/8" PVC well casing to allow the use of a 6.9" well cap.
Primary Material: PVC

Pb NO LEAD <0.25% Pb by weighted avg.

Part No.	Size	Quantity L1	Quantity L2
WCCA-G0625-G06	6.9" x 6-5/8"	12	

WTCC SERIES WATERTIGHT WELL CAPS

Boshart's watertight well caps have a wide gasket that provides a positive compression seal between the well casing and cap as well as the cap cover and retainer ring. This well cap is designed with a deep pocket for sealing unevenly cut casings as the gasket will seal as far as 1-1/2" from the top of the casing. Compression is achieved by tightening five bolts. They feature two large screened air vents making them vermin proof. This design offers increased clearance for submersible pump cable.
Locking feature provides a secure/ tamper proof installation. Lock not included.
• **Water System Council Listed PAS-97**

Part No.	Well Casing I.D.	Well Casing O.D.	Conduit Connection	Air Vent	Quantity L1	Quantity L2
For Steel or PVC Well Casings **Cast Iron, Locking - Powder Coat Paint**						
WTCC-66-CI	6-5/8"	7"	1-1/4" FPT	(2) 3/4"	6	

WTCC SERIES WATERTIGHT LOCKING WELL CAPS

Boshart's watertight well caps have a wide gasket that provides a positive compression seal between the well casing and cap as well as the cap cover and retainer ring. This well cap is designed with a deep pocket for sealing unevenly cut casings as the gasket will seal as far as 1-1/2" from the top of the casing. Compression is achieved by tightening five bolts. They feature two large screened air vents making them vermin proof. This design offers increased clearance for submersible pump cable.
Locking feature provides a secure/ tamper proof installation. Lock not included.

Part No.	Well Casing I.D.	Well Casing O.D.	Conduit Connection	Air Vent	Quantity L1	Quantity L2
Aluminum, Locking						
WTCC-A05	5"	5-9/16"	1" FPT	(2) 3/4"	6	
WTCC-A06	6"	6-5/8"	1" FPT	(2) 3/4"	6	
Cast Iron, Locking - Powder Coat Paint						
WTCC-C04	4"	4-1/2"	1" FPT	(2) 3/4"	6	
WTCC-C045	4-1/2"	5"	1" FPT	(2) 3/4"	6	
WTCC-C05	5"	5-9/16"	1" FPT	(2) 3/4"	6	
WTCC-C056	5-5/8"	6"	1" FPT	(2) 3/4"	6	
WTCC-C06	6" or 6-1/4"	6-5/8"	1" FPT	(2) 3/4"	6	
WTCC-C06-12	6" or 6-1/4"	6-5/8"	1-1/4" FPT	(2) 3/4"	6	
WTCC-C066-12	6-5/8"	7"	1-1/4" FPT	(2) 3/4"	6	
WTCC-C08-12	8"	8-5/8"	1-1/4" FPT	(2) 3/4"	6	

WTCC SERIES WATERTIGHT LOCKING WELL CAPS

Boshart's watertight well caps have a wide gasket that provides a positive compression seal between the well casing and cap as well as the cap cover and retainer ring. This well cap is designed with a deep pocket for sealing unevenly cut casings as the gasket will seal as far as 1-1/2" from the top of the casing. Compression is achieved by tightening five bolts. They feature two large screened air vents making them vermin proof. This design offers increased clearance for submersible pump cable.
Locking feature provides a secure/ tamper proof installation. Lock not included.

Part No.	Well Casing I.D.	Well Casing O.D.	Conduit Connection	Air Vent	Quantity L1	Quantity L2
Aluminum, Locking - Powder Coat Paint						
WTCC-A06-BLK	6"	6-5/8"	1" FPT	(2) 3/4"		
WTCC-A06-12	6"	6-5/8"	1-1/4" FPT	(2) 3/4"	6	

WTCL SERIES WATERTIGHT WELL CAPS

Boshart's watertight well caps are easy to install and easy to access for maintenance. They feature large screened air vents making them vermin proof. This design offers greater clearance for submersible pump cable and the O-ring system ensures a reliable watertight seal. Stainless steel hardware ensures maximum corrosion resistance.

Part No.	Well Casing I.D.	Well Casing O.D.	Conduit Connection	Air Vent	Quantity L1	Quantity L2
For Steel or PVC Well Casings Aluminum, Locking						
WTCL-A08	8"	8-5/8"	1-1/4" FPT	(2) 3/4"	8	
WTCL-A10	10"	10-3/4"	1-1/4" FPT	(2) 3/4"	5	
WTCL-A12	12"	12-3/4"	1-1/4" FPT	(2) 3/4"	5	

WTCL SERIES PREMIUM WATERTIGHT WELL CAP

Boshart's premium watertight well cap installs fast & simply allowing for easy access to the well for maintenance. The three piece design allows the cover to be removed without disturbing the seal to the well casing, or interfering with the wiring / conduit. A blue powder coat paint is baked on to ensure superior quality.
It features a thick, heavy duty SBR gasket and a deep socket to ensure the watertight seal is down from the top of the well casing. All hardware is stainless steel for maximum corrosion resistance. This cap is supplied with a grounding terminal and the metal cap is bonded to the steel casing with set screws.
A 2" mushroom venting cap with a steel mesh makes them vermin proof and a locking feature provides a secure/ tamper proof design. Lock is not included. Cap can be personalized by means of an engraved aluminum plate which is affixed by drive rivets.
• **Water Systems Council Listed PAS-97**

Part No.	Well Casing I.D.	Well Casing O.D.	Conduit Connection	Air Vent	Quantity L1	Quantity L2
For Steel or PVC Well Casings Cast Iron,						
WTCL-C08	8"	8-5/8"	2" FPT	(1) 2" MVC	100	

BOSHART INDUSTRIES

WTCL SERIES PREMIUM WATERTIGHT WELL CAPS

Boshart's premium watertight well caps provide easy access to the well without interfering with the seal to the casing or conduit wiring. These caps have a three piece design and have a blue powder coat paint that is baked on to ensure superior quality. They feature thick, heavy duty SBR gaskets and all stainless steel hardware for maximum corrosion resistance.
The caps are supplied with a grounding terminal and the metal cap is bonded to the steel casing with set screws. Venting cap has a steel mesh to ensure they are vermin proof and two accessory ports for field installation of accessories. A locking feature provides a secure / tamper proof design.
Stop tabs allow for easy and accurate positioning of the lower assembly.
• **Water Systems Council Listed PAS-97**

Part No.	Well Casing I.D.	Well Casing O.D.	Conduit Connection	Quantity L1	Quantity L2
For Steel or PVC Well Casings Cast Iron,					
WTCL-C10	10"	10-3/4"	4" FPT		
WTCL-C12	12"	12-3/4"	4" FPT		
WTCL-C14	13.18"	14"	4" FPT		

PREMIUM WATERTIGHT WELL CAP ACCESSORIES

These accessories are for the premium watertight cast iron well caps. For more information please contact inside sales.



Part No.	Description	Quantity L1	Quantity L2
Conduit Adapter Cast Iron, These adapters convert the 4" FPT conduit connection to (1) 2" FPT and (1) 1" FPT conduit connections allowing for the separation of power cables and other sensor wiring. They are coated with a durable blue powder coat paint.			
WTCL-CA40-2010		12	

Cable Seal Assembly Stainless Steel, These cable seal assemblies provide a watertight / vermin proof barrier between the conduit piping and the well chamber of the well cap. The plates and hardware are stainless steel for maximum corrosion resistance. Outside diameter is 4" and the gasket material is SBR rubber.			
WTCL-CS40-312-4	Cable Range: 0.14" to 0.311"		
WTCL-CS40-437-4	Cable Range: 0.312" to 0.437"		
WTCL-CS40-563-4	Cable Range: 0.437" to 0.563"		
WTCL-CS40-700-4	Cable Range: 0.563" to 0.7"		

Vent Cap Cast Iron, Vent caps are for the premium watertight well caps and feature a 60 mesh stainless steel screen. They have a 2" MPT thread and come with a cotter key to lock the vent in place. A blue powder coat paint is applied for durability.			
WTCL-VC-08	For 8" Well Cap		
WTCL-VC-1014	For 10", 12" or 14" Well Caps		

Locking Pin 304 Stainless Steel, This locking pin is for accessory ports on the 10", 12" or 14" WTCL-C series well caps. A 5/16" hole through the pin is for a lock.			
WTCL-CLP		100	

Depth Tester Kit Depth tester kits are for measuring the level of water that is in the well.			
WCDTK			

Water Sampling Valve Kit Water sampling valves provide a means to acquire a water sample at the well head. This water sampling valve kit has a non-freeze design which allows for sampling in all seasons. The kit comes complete with a valve, lockable cap and union connection for quick and easy installation.			
WSVK05-12			

BOSHART INDUSTRIES

PLASTIC WELL SEALS

Plastic well seals allow for larger conduit cables. Grommet kits include both a round and slotted gasket for twisted or flat jacketed pump cables.
Options for a split well seal (add S at end of part number) or stainless steel hardware (add -SH at end of part number) are available, contact inside sales for more information.

ABS, Blank

• Supplied with a plug for the conduit connection

Part No.	Well Casing I.D.	Conduit Connection	Vent Size	Drop Pipe Size	Quantity L1	Quantity L2
WSP62	6-1/4"	1" FPT	1/2"		1	8
WSP60	6"	1" FPT	1/2"		1	8
WSP52	5-1/4"	1" FPT	1/2"		1	8
WSP50	5"	1" FPT	1/2"		1	8
WSP42	4-1/4"	3/4" FPT	1/2"		1	16
WSP40	4"	3/4" FPT	1/2"		1	16

For Submersible Pump Applications
ABS, Single Hole

Part No.	Well Casing I.D.	Conduit Connection	Vent Size	Drop Pipe Size	Quantity L1	Quantity L2
WSP6220	6-1/4"	1" FPT	1/2"	2"	1	8
WSP6215	6-1/4"	1" FPT	1/2"	1-1/2"	1	8
WSP6212	6-1/4"	1" FPT	1/2"	1-1/4"	1	8
WSP6210	6-1/4"	1" FPT	1/2"	1"	1	8
WSP6020	6"	1" FPT	1/2"	2"	1	8
WSP6015	6"	1" FPT	1/2"	1-1/2"	1	8
WSP6012	6"	1" FPT	1/2"	1-1/4"	1	8
WSP6010	6"	1" FPT	1/2"	1"	1	8
WSP5210	5-1/4"	1" FPT	1/2"	1"	1	8
WSP5020	5"	1" FPT	1/2"	2"	1	8
WSP5015	5"	1" FPT	1/2"	1-1/2"	1	8
WSP5012	5"	1" FPT	1/2"	1-1/4"	1	8
WSP5010	5"	1" FPT	1/2"	1"	1	8
WSP4220	4-1/4"	3/4" FPT	1/2"	2"	1	16
WSP4215	4-1/4"	3/4" FPT	1/2"	1-1/2"	1	16
WSP4212	4-1/4"	3/4" FPT	1/2"	1-1/4"	1	16
WSP4210	4-1/4"	3/4" FPT	1/2"	1"	1	16
WSP4020	4"	1/2" FPT	1/4"	2"	1	16
WSP4015	4"	3/4" FPT	1/2"	1-1/2"	1	16
WSP4012	4"	3/4" FPT	1/2"	1-1/4"	1	16
WSP4010	4"	3/4" FPT	1/2"	1"	1	16

For Jet Pump Applications
ABS, Double Hole

Part No.	Well Casing I.D.	Conduit Connection	Vent Size	Drop Pipe Size	Quantity L1	Quantity L2
WSP621212	6-1/4"		1/2"	1-1/4"	1	8
WSP621210	6-1/4"		1/2"	1-1/4" x 1"	1	8
WSP601212	6"		1/2"	1-1/4"	1	8
WSP601210	6"		1/2"	1-1/4" x 1"	1	8
WSP501210	5"		1/2"	1-1/4" x 1"	1	8
WSP421210	4-1/4"		1/2"	1-1/4" x 1"	1	16
WSP401210	4"		1/2"	1-1/4" x 1"	1	16

BOSHART INDUSTRIES

CAST IRON WELL SEALS

Boshart's cast iron well seals allow for larger conduit cables. Well seal modifications are available, contact inside sales for more information.

NO LEAD <0.25% Pb by weighted avg.

Part No.	Grommet Kit Included	Well Casing I.D.	Conduit Connection	Vent Size	Drop Pipe Size	Quantity L1	Quantity L2
Blank • WS50 seal is not a solid plate							
WS40	No	4"					
WS50	Yes	5"	1" FPT	1/2"		6	
WS60	Yes	6"	1" FPT	1/2"			
WS62	Yes	6-1/4"	1" FPT	1/2"		6	
Single Hole • WS6030 has a solid plate							
WS3010	Yes	3"	3/8" FPT	1/8"	1"	6	
WS3012	Yes	3"	3/8" FPT	3/8"	1-1/4"		
WS4010	Yes	4"	3/4" FPT	1/2"	1"	6	
WS4012	Yes	4"	3/4" FPT	1/2"	1-1/4"	6	
WS4015	Yes	4"	3/4" FPT	1/2"	1-1/2"	6	
WS4020	Yes	4"	3/4" FPT	1/2"	2"	6	
WS4210	Yes	4-1/4"	3/4" FPT	1/2"	1"	6	
WS4212	Yes	4-1/4"	3/4" FPT	1/4"	1-1/4"	16	
WS4510	Yes	4-1/2"	1/2" FPT	1/2"	1"	6	
WS4512	Yes	4-1/2"	1/2" FPT	1/2"	1-1/4"	6	
WS5010	Yes	5"	1" FPT	1/2"	1"	6	
WS5012	Yes	5"	1" FPT	1/2"	1-1/4"	6	
WS5015	Yes	5"	1" FPT	1/2"	1-1/2"	6	
WS5020	Yes	5"	1" FPT	1/2"	2"	6	
WS5510	Yes	5-5/8"	3/4" FPT	1/2"	1"	6	
WS5512	Yes	5-5/8"	3/4" FPT	1/2"	1-1/4"		
WS6010	Yes	6"	1" FPT	1/2"	1"	6	
WS6012	Yes	6"	1" FPT	1/2"	1-1/4"	6	
WS6015	Yes	6"	1" FPT	1/2"	1-1/2"	6	
WS6020	Yes	6"	1" FPT	1/2"	2"	6	
WS6030	Yes	6"	1" FPT	1/2"	3"	6	
WS6210	Yes	6-1/4"	1" FPT	1/2"	1"	6	
WS6212	Yes	6-1/4"	1" FPT	1/2"	1-1/4"	6	
WS6215	Yes	6-1/4"	1" FPT	1/2"	1-1/2"		
WS6220	Yes	6-1/4"	1" FPT	1/2"	2"	8	
Double Hole							
WS401210	No	4"		1/2"	1-1/4" x 1"	6	
WS401212	No	4"		1/2"	1-1/4"		
WS421210	No	4-1/4"		1/2"	1-1/4" x 1"	6	
WS501210	No	5"		1/2"	1-1/4" x 1"	6	
WS551210	No	5-5/8"		1/2"	1-1/4" x 1"	1	6
WS601210	No	6"		1/2"	1-1/4" x 1"	6	
WS601212	No	6"		1/2"	1-1/4"		
WS621210	No	6-1/4"		1/2"	1-1/4" x 1"	6	
WS621212	No	6-1/4"		1/2"	1-1/4"	6	
Clamp Over							
WS2010	No	2"			1"		
WS2012	Yes	2"			1-1/4"		

BOSHART INDUSTRIES

STEEL WELL SEALS

Boshart's steel well seals are solid and made from hot rolled steel. They are powder coated for a durable finish and have an extra thick rubber gland Styrene-Butadine Rubber (SBR) for positive sealing. These seals have large pump cable / wire holes for easy installation.
Eye bolt option is available by adding -EB to the end of the part number. Contact inside sales for more information.



For Submersible Pump Applications
Steel, Single Hole

Part No.	Size	Well Casing I.D.	Conduit Connection	Vent Size	Drop Pipe Size	Maximum Load - Lbs	Quantity L1	Quantity L2
WSS10010	10"	10"	1-1/4" FPT	1/2"	1"	2800	3	
WSS10012	10"	10"	1-1/4" FPT	1/2"	1-1/4"	2800	3	
WSS10015	10"	10"	1-1/4" FPT	1/2"	1-1/2"	2800	3	
WSS10020	10"	10"	1-1/4" FPT	1/2"	2"	2800	3	
WSS10025	10"	10"	1-1/4" FPT	1/2"	2-1/2"	16500		
WSS10030	10"	10"	1-1/4" FPT	1/2"	3"	16500	3	
WSS10040	10"	10"	1-1/4" FPT	1/2"	4"	16500	3	
WSS10050	10"	10"	1" FPT	1/2"	5"	34000	3	
WSS10060	10"	10"	1" FPT	1/2"	6"	34000	3	
WSS12012	12"	12"	1-1/4" FPT	1/2"	1-1/4"	2800	2	
WSS12015	12"	12"	1-1/4" FPT	1/2"	1-1/2"	2800	2	
WSS12020	12"	12"	1-1/4" FPT	1/2"	2"	6600	2	
WSS12030	12"	12"	1-1/4" FPT	1/2"	3"	12000	2	
WSS12040	12"	12"	1-1/4" FPT	1/2"	4"	12000	2	
WSS12050	12"	12"	1-1/4" FPT	1/2"	5"	22000	2	
WSS12060	12"	12"	1-1/4" FPT	1/2"	6"	22000	2	
WSS3510	3-1/2"	3-1/2"	1/2" FPT	1/2"	1"	2100	16	
WSS4010	4"	4" to 4-1/4"	3/4" FPT	1/2"	1"	2100	12	
WSS4012	4"	4" to 4-1/4"	3/4" FPT	1/2"	1-1/4"	2100	12	
WSS4015	4"	4" to 4-1/4"	3/4" FPT	1/2"	1-1/2"	2100	12	
WSS4510	4-1/2"	4-1/4" to 4-1/2"	3/4" FPT	1/2"	1"	2100	6	
WSS4512	4-1/2"	4-1/4" to 4-1/2"	3/4" FPT	1/2"	1-1/4"	2100	6	
WSS4515	4-1/2"	4-1/4" to 4-1/2"	3/4" FPT	1/2"	1-1/2"	2100	6	
WSS4520	4-1/2"	4-1/4" to 4-1/2"	1/2" FPT	1/2"	2"	2100	6	
WSS5010	5"	5" to 5-1/4"	1" FPT	1/2"	1"	1500	12	
WSS5012	5"	5" to 5-1/4"	1" FPT	1/2"	1-1/4"	1500	12	
WSS5015	5"	5" to 5-1/4"	1" FPT	1/2"	1-1/2"	1500	12	
WSS5020	5"	5" to 5-1/4"	1" FPT	1/2"	2"	1500	12	
WSS6010	6"	6" to 6-1/4"	1" FPT	1/2"	1"	1100	8	
WSS6012	6"	6" to 6-1/4"	1" FPT	1/2"	1-1/4"	1100	8	
WSS6015	6"	6" to 6-1/4"	1" FPT	1/2"	1-1/2"	1100	8	
WSS6020	6"	6" to 6-1/4"	1" FPT	1/2"	2"	1100	8	
WSS6210	6-1/4"	6-1/4"	1" FPT	1/2"	1"	1100	8	
WSS6212	6-1/4"	6-1/4"	1" FPT	1/2"	1-1/4"	1100	8	
WSS6215	6-1/4"	6-1/4"	1" FPT	1/2"	1-1/2"	1100	8	
WSS6220	6-1/4"	6-1/4"	1" FPT	1/2"	2"	1100	8	
WSS7010	7"	7"	1-1/4" FPT	1/2"	1"	2000	6	
WSS7012	7"	7"	1-1/4" FPT	1/2"	1-1/4"	2000	6	
WSS7015	7"	7"	1-1/4" FPT	1/2"	1-1/2"	9000	6	
WSS7020	7"	7"	1-1/4" FPT	1/2"	2"	9000	6	
WSS7030	7"	7"	1-1/4" FPT	1/2"	3"	9000	6	
WSS8010	8"	8" to 8-1/4"	1-1/4" FPT	1/2"	1"	6900	4	
WSS8012	8"	8" to 8-1/4"	1-1/4" FPT	1/2"	1-1/4"	6900	4	
WSS8015	8"	8" to 8-1/4"	1-1/4" FPT	1/2"	1-1/2"	6900	4	
WSS8020	8"	8" to 8-1/4"	1-1/4" FPT	1/2"	2"	6900	4	
WSS8025	8"	8" to 8-1/4"	1-1/4" FPT	1/2"	2-1/2"	6900	4	
WSS8030	8"	8" to 8-1/4"	1-1/4" FPT	1/2"	3"	12000	4	
WSS8040	8"	8" to 8-1/4"	1-1/4" FPT	1/2"	4"	27000	4	

BOSHART INDUSTRIES

STEEL WELL SEALS

For Submersible Pump Applications
Steel, Raised Supports, Single Hole

• This well seal has raised supports which the drop pipe fitting rests on, this keeps the fittings above the nuts and conduit bushing making it possible to incorporate a 3/4" cable hole.

Part No.	Size	Well Casing I.D.	Conduit Connection	Vent Size	Drop Pipe Size	Maximum Load - Lbs	Quantity L1	Quantity L2
WSS4020	4"	4" to 4-1/4"	3/4" FPT	1/2"	2"	2100	12	



For Submersible Pump Applications
Steel, Heavy Duty, Single Hole

• WSS6030HD has raised supports which the drop pipe fitting rests on, this keeps the fittings above the nuts and conduit bushing making it possible to incorporate a 1" cable hole.

Part No.	Size	Well Casing I.D.	Conduit Connection	Vent Size	Drop Pipe Size	Maximum Load - Lbs	Quantity L1	Quantity L2
WSS6010HD	6"	6" to 6-1/4"	1" FPT	1/2"	1"	9000	8	
WSS6012HD	6"	6" to 6-1/4"	1" FPT	1/2"	1-1/4"	9000	8	
WSS6015HD	6"	6" to 6-1/4"	1" FPT	1/2"	1-1/2"	9000	8	
WSS6020HD	6"	6" to 6-1/4"	1" FPT	1/2"	2"	9000	8	
WSS6030HD	6"	6" to 6-1/4"	1" FPT	1/2"	3"	9000	8	

For Jet Pump Applications
Steel, Double Hole

Part No.	Size	Well Casing I.D.	Conduit Connection	Vent Size	Drop Pipe Size	Maximum Load - Lbs	Quantity L1	Quantity L2
WSS351210		3-1/2"		1/2"	1-1/4" x 1"	2100	16	
WSS401010		4"		1/2"	1"	1100		
WSS501212		5"		1/2"	1-1/4"	1100		
WSS601512		6"		1/2"	1-1/2" x 1-1/4"	1100		
WSS621512		6-1/4"		1/2"	1-1/2" x 1-1/4"	1100	6	

WELL SEAL ACCESSORIES

These accessories are for well seals. For more information please contact inside sales.

Grommet Kit
Grommet kits include a bushing, round gasket and slotted gasket for twisted or flat jacketed pump cable. They create a watertight seal when the busing is tightened to ensure no contaminated water enters the well.

Part No.	Size	Description	Quantity L1	Quantity L2
WS-GK-07	3/4"	For 3/4" wire hole	300	
WS-GK-10	1"	For 1" wire hole	300	

PVC Air Vent
PVC,
Air vents are screwed onto well seals for water well ventilation. These vents have four 0.04" slits on each side.

Part No.	Size	Description	Quantity L1	Quantity L2
WS-V05	1/2"		500	

Steel Air Vent
Zinc Plated Steel,
Air vents are screwed onto well seals for water well ventilation. These vents have a 40 mesh stainless steel screen making them vermin proof.

Part No.	Size	Description	Quantity L1	Quantity L2
WS-V05-G	1/2"		40	

SECTION 12

YARD HYDRANTS & WELL POINTS

Products to bring water to the surface year-round

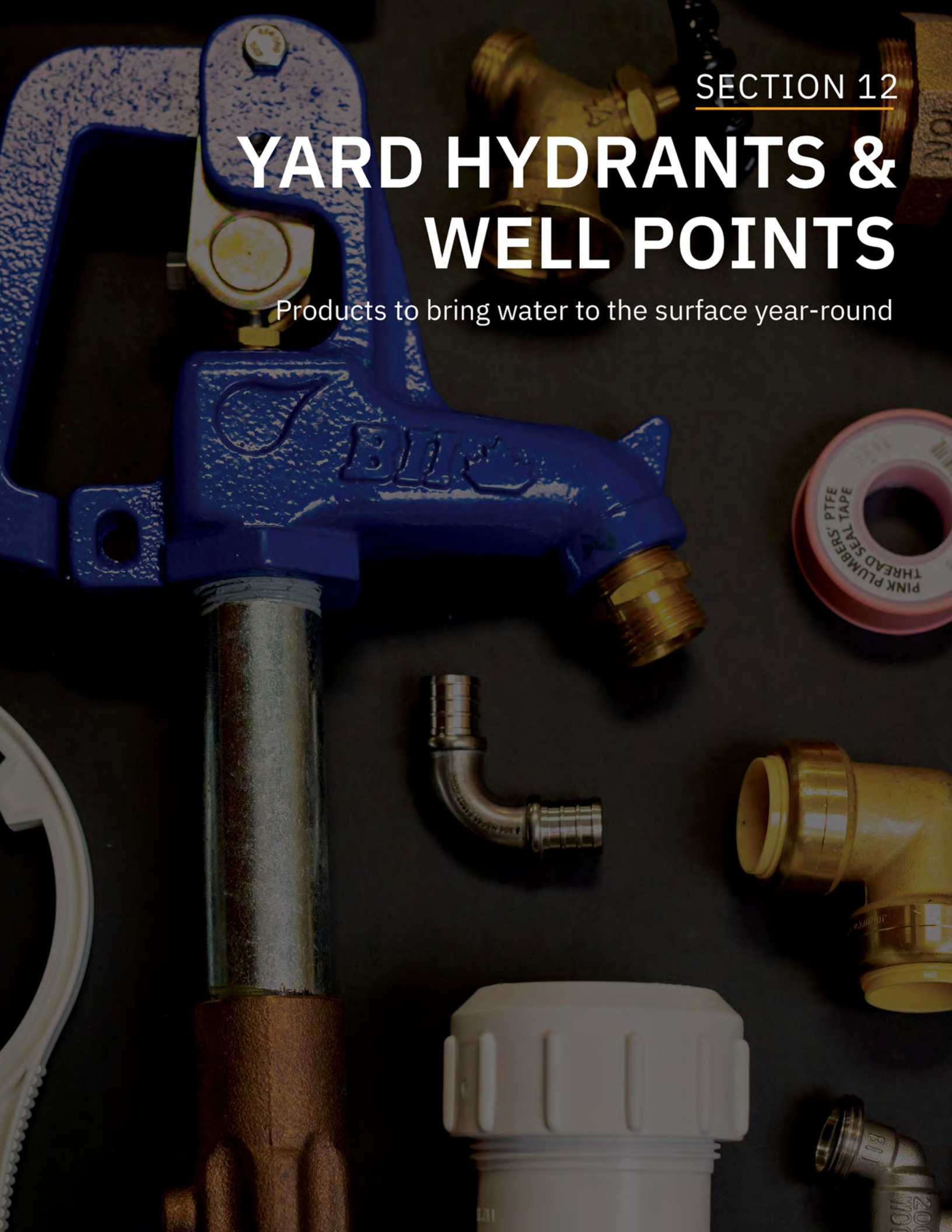

BOSHART INDUSTRIES

INDEX

Product Line	Page
Premium Yard Hydrants	1
Premium Yard Hydrant Replacement Parts	1
Standard Yard Hydrants	2
Standard Yard Hydrant Replacement Parts	3
Well Screens	3
Well Points	4
Drive Caps	4
Drive Couplings	5
Jet Points	5
Pump Savers	5
PVC Well Point & Screen Accessories	6
Hand Pump	6
Hand Pump Replacement Parts	6
Pump Rod	7
Rod Couplings	7
Soft Cup Leathers	7
Valve Leathers	7

BOSHART INDUSTRIES

PREMIUM YARD HYDRANTS

All Boshart Yard Hydrants feature a cast iron head with a bucket hook and come with a removable 3/4? GHT brass garden connector. They have a large handle that can be firmly held in any position to regulate flow using a thumb bolt. A locking eye allows the yard hydrant to be pad-locked in the closed position.
Temperature Range: Up to 120°F (49°C), Maximum Pressure: 125 PSI

Part No.	Inlet Connection	Bury Length	Description	Quantity L1	Quantity L2
304 Stainless Steel Pipe, 304_stainless_steel, Valve Body,					
YHSS-01	3/4" FPT	1.0'	Premium Stainless Steel Yard Hydrants	40	
YHSS-015	3/4" FPT	1.5'	Premium Stainless Steel Yard Hydrants		40
YHSS-02	3/4" FPT	2.0'	Premium Stainless Steel Yard Hydrants	40	
YHSS-03	3/4" FPT	3.0'	Premium Stainless Steel Yard Hydrants	40	
YHSS-04	3/4" FPT	4.0'	Premium Stainless Steel Yard Hydrants	40	
YHSS-05	3/4" FPT	5.0'	Premium Stainless Steel Yard Hydrants	40	
YHSS-06	3/4" FPT	6.0'	Premium Stainless Steel Yard Hydrants	40	
YHSS-07	3/4" FPT	7.0'	Premium Stainless Steel Yard Hydrants	40	
YHSS-08	3/4" FPT	8.0'	Premium Stainless Steel Yard Hydrants	40	
YHSS-10	3/4" FPT	10.0'	Premium Stainless Steel Yard Hydrants	40	
YHBR-015	3/4" FPT	1.5'	Premium No Lead Bronze Yard Hydrants	40	
YHBR-01	3/4" FPT	1.0'	Premium No Lead Bronze Yard Hydrants	40	
YHBR-02	3/4" FPT	2.0'	Premium No Lead Bronze Yard Hydrants	40	
YHBR-03	3/4" FPT	3.0'	Premium No Lead Bronze Yard Hydrants	40	
YHBR-04	3/4" FPT	4.0'	Premium No Lead Bronze Yard Hydrants	40	
YHBR-05	3/4" FPT	5.0'	Premium No Lead Bronze Yard Hydrants	40	
YHBR-06	3/4" FPT	6.0'	Premium No Lead Bronze Yard Hydrants	40	
YHBR-07	3/4" FPT	7.0'	Premium No Lead Bronze Yard Hydrants	40	
YHBR-08	3/4" FPT	8.0'	Premium No Lead Bronze Yard Hydrants	40	
YHBR-10	3/4" FPT	10.0'	Premium No Lead Bronze Yard Hydrants	40	
YHBR-13	3/4" FPT	13.0'	Premium No Lead Bronze Yard Hydrants	40	

PREMIUM YARD HYDRANT REPLACEMENT PARTS

These are the replacement parts for premium yard hydrants that have part numbers beginning with YHSS and YHBR

Part No.	Size	Description	Quantity L1	Quantity L2
Valve Body Bronze,				
13YH-VB07-875SS	3/4"	3/4" Connection 304 Stainless Steel Valve Body 7/8" Bore		
13YH-VB07-875BR	3/4"	3/4" Connection NL Brass. Valve Body 7/8" Bore		
Plunger				
This replacement plunger is installed in the valve body.				
13YH-P875-SS	7/8"	Rubber Plunger on S.S. Core - 3/8-16UNC Connection		
13YH-P01		Stainless & Rubber		
Components				
These are the replacement components for yard hydrant assemblies.				
13YH-H13		5/16" - 18 UNC x 3/4" Thumb Bolt		
13YH-H12	3/4"	3/4" - 14 NPT Brass Hose Bibb Adapter		
13YH-H10/11	1/4"	1/4" Stainless Steel Lever Bolt & Lock Nut		
13YH-H09		Zinc Plated Steel Draw Strap-Colorized (2)		
13YH-H08		5/16"-18 UNC x 3/4" 18.8 Stainless Steel Set Screw		
13YH-H07	1"	1" Zinc Plated Steel Pivot Connector		
13YH-H06	3/4"	3/4" Brass Packing Nut		
13YH-H05		#204 O-ring Nitrile Buna-N (2)		
13YH-H04	3/8"	3/8" Stainless Steel Operating Rod		
13YH-H03SS-1.5	3/8"	3/8"-16NC S.S. Hex Coupling		
13YH-H02-BOSHART		Heavy Duty Handle - Gold	40	
13YH-H01-BOSHART		Heavy Duty Head Casting - Gold	10	

BOSHART INDUSTRIES

PREMIUM YARD HYDRANT REPLACEMENT PARTS

Part No.	Size	Description	Quantity L1	Quantity L2
Head Assembly Kit				
		Kit includes: 13YH-H01-BOSHART, 13YH-H02-BOSHART, 13YH-H03SS-1.5, 13YH-H04, 13YH-H05, 13YH-H06, 13YH-H07, 13YH-H08, 13YH-H09, 13YH-H10/11, 13YH-H12, 13YH-H13		
13YH-HA-BOSHART			10	

Repair Kit				
		Kit Includes: 13YH-H09, 13YH-H07, 13YH-H08, 13YH-H06, 13YH-H05, 13YH-P875-SS		
13YH-RK875			10	

STANDARD YARD HYDRANTS

These yard hydrants feature a cast iron head with a bucket hook and come with a removable 3/4" GHT brass garden connector. They have a large handle that can be firmly held in any position to regulate flow using a thumb bolt. A locking eye allows the yard hydrant to be pad-locked in the closed position.
1" stand pipe.
3/8" steel connecting rod & coupling.
Temperature Range: Up to 120°F (49°C), Maximum Pressure: 125 PSI

Part No.	Inlet Connection	Bury Length	Overall Length	Quantity L1	Quantity L2
Galvanized Pipe, Brass, Valve Body, • NSF / ANSI 372 Certified					
YHS-06NL	3/4" FPT	6.0'	99.30"		128
YHS-05NL	3/4" FPT	5.0'	87.30"		128
YHS-04NL	3/4" FPT	4.0'	75.30"		128
YHS-03NL	3/4" FPT	3.0'	63.20"		128
YHS-02NL	3/4" FPT	2.0'	51.20"		128
YHS-01NL	3/4" FPT	1.0'	39.20"		128

BOSHART INDUSTRIES

STANDARD YARD HYDRANT REPLACEMENT PARTS

These are the replacement parts for standard hydrants that have part numbers beginning with YHS

Part No.	Size	Description	Quantity L1	Quantity L2
Valve Body Brass,				
2-13YH-VB07	3/4"	No Lead		50

Plunger

This replacement plunger is installed in the valve body. This kit includes one new and one old style plunger.

2-13YH-P01		Brass & Rubber		

Components

These are the replacement components for standard yard hydrant assemblies.

2-13YH-H01		Head Casting - Blue	1	
2-13YH-H02		Leaver Casting - Blue	1	
2-13YH-H03	3/8"	3/8" Steel Coupling	1	
2-13YH-H04	3/8"	3/8" Stainless Steel Operating Rod		200
2-13YH-H05		#204 O-ring Nitrile Buna-N (2)		500
2-13YH-H06	3/4"	3/4" Brass Packing Nut		
2-13YH-H07	1"	1" Zinc Plated Steel Pivot Connector		
2-13YH-H08		Zinc Square Head Set Screw		
2-13YH-H09		Zinc Plated Steel Draw Strap-Colorized (2)	2	

Head Assembly Kit

Kit includes:
2-13YH-H01, 2-13YH-H02, 2-13YH-H03, 2-13YH-H04, 2-13YH-H05, 2-13YH-H06, 2-13YH-H07, 2-13YH-H08, 2-13YH-H09, 13YH-H10/11, 2-13YH-P01, 2-13YH-VB07

2-13YH-HA			1	10

Repair Kit

Kit Includes: 2-13YH-H09, 2-13YH-H07, 2-13YH-H08, 2-13YH-H06, 2-13YH-H05, 2-13YH-P01

2-13YH-REPKIT				

WELL SCREENS

Boshart's well screens are generally used when the design of the well requires attachment of the screen directly to the well casing; and where it is desired to maintain the same inside diameter throughout the full depth of the well. Smaller diameter screens may be telescoped inside larger casings with the use of K-Packers or other approved forms of sealing the void space between the screen and casing.

NO LEAD <0.25% Pb by weighted avg.

Part No.	Size	Pipe Length	Quantity L1	Quantity L2
PVC, Mesh, 0.010" Slot				
PWS20-48-010	2"	4'	12	
PWS20-60-010	2"	5'	12	
PWS40-48-010	4"	4'	4	
PWS40-60-010	4"	5'	4	

BOSHART INDUSTRIES

WELL POINTS

Boshart's well points are designed for drilling into all types of conditions.

304 Stainless Steel, 60 Mesh, 0.010" Slot
These well points feature an octagonal head to prohibit turning. They can be extended by removing the head and adding a drive coupling. They have a compact design which provides excellent screening area. Solid columns are running the entire length of the pipe ensuring structural integrity.
• NSF/ANSI Standard 372 Certified

Part No.	Size	Pipe Length	Overall Length	Quantity L1	Quantity L2
WP12-24-60M	1-1/4"	24"	29.00"	4	168
WP12-30-60M	1-1/4"	30"	35.00"	4	168
WP12-36-60M	1-1/4"	36"	41.00"	4	144
WP12-48-60M	1-1/4"	48"	53.00"	4	96
WP20-36-60M	2"	36"	42.00"	4	80
WP20-48-60M	2"	48"	55.00"	4	80

304 Stainless Steel, 80 Mesh, 0.008" Slot
These well points feature an octagonal head to prohibit turning. They can be extended by removing the head and adding a drive coupling. They have a compact design which provides excellent screening area. Solid columns are running the entire length of the pipe ensuring structural integrity.
• NSF/ANSI Standard 372 Certified

WP12-24-80M	1-1/4"	24"	29.00"	4	168
WP12-30-80M	1-1/4"	30"	35.00"	4	168
WP12-36-80M	1-1/4"	36"	41.00"	4	144
WP12-48-80M	1-1/4"	48"	53.00"	4	96
WP20-36-80M	2"	36"	42.00"	4	80
WP20-48-80M	2"	48"	55.00"	4	80

304 Stainless Steel, 100 Mesh, 0.006" Slot
These well points feature an octagonal head to prohibit turning. They can be extended by removing the head and adding a drive coupling. They have a compact design which provides excellent screening area. Solid columns are running the entire length of the pipe ensuring structural integrity.
• NSF/ANSI Standard 372 Certified

WP12-30-100M	1-1/4"	30"	35.00"	4	168
WP12-36-100M	1-1/4"	36"	41.00"	4	144
WP12-48-100M	1-1/4"	48"	53.00"	4	96
WP20-36-100M	2"	36"	42.00"	4	80

PVC, Mesh, 0.010" Slot
These well points are commonly used for small diameter shallow wells in residential, irrigation and water systems. They are not recommended for hard driving. Well points an be washed down and then driven lightly into the water bearing sand or light gravel. Plastic well points are horizontal slots.

PWP12-36-010	1-1/4"	3'	4	
PWP12-48-010	1-1/4"	4'	4	
PWP12-60-010	1-1/4"	5'	4	
PWP15-36-010	1-1/2"	3'	20	
PWP15-48-010	1-1/2"	4'	20	
PWP15-60-010	1-1/2"	5'	20	
PWP20-36-010	2"	3'	4	
PWP20-48-010	2"	4'	4	
PWP20-60-010	2"	5'	4	

DRIVE CAPS

Boshart's drive caps are used to protect the threads when the well point is being installed.

Part No.	Size	Quantity L1	Quantity L2
18-181	1-1/4"	20	
18-183	2"	16	

Contact your sales rep for any further information
Toll Free: 1-800-561-3164
boshart.com

BOSHART INDUSTRIES

DRIVE COUPLINGS

Boshart's drive couplings have additional threads to ensure the coupling stays snug during installation.

Part No.	Size	Quantity L1	Quantity L2
18-184	1-1/4"	25	50
18-186	2"	20	

JET POINTS

Boshart's jet points offer the versatility and simplicity of being attached to a well screen, eliminating the added expense of a washdown valve and additional labor and material. The unique design allows for maximum fluid circulation and forceful jetting action. For rapid installation and development of a single well or multi-well monitoring and residential applications.

NO LEAD <0.25% Pb by weighted avg.

Part No.	Size	Pipe Length	Quantity L1	Quantity L2
PVC, Mesh, 0.010" Slot				
PWJP12-36-010	1-1/4"	3'	24	
PWJP20-36-010	2"	3'	12	
PWJP20-60-010	2"	5'	12	

PUMP SAVERS

Pump savers go around a submersible pump for extra protection in abrasive environments including ponds, rivers, waterways and sand pumping wells. The discharge cone is 1-1/4".

NO LEAD <0.25% Pb by weighted avg.

Part No.	Slot Size	Overall Length	Quantity L1	Quantity L2
PWPS40-60-010	0.010"	63.00"	4	
PWPS40-60-040	0.040"	63.00"	4	

BOSHART INDUSTRIES

PVC WELL POINT & SCREEN ACCESSORIES

These accessories are used with PVC well points and screens.

Part No.	Size	Quantity L1	Quantity L2
Flush Plug PVC, For schedule 40 pipe			
PWA-PL20	2"	6	
PWA-PL40	4"		

Flush Coupling PVC, Used to join two pieces of PVC Schedule 40 pipe together. NSF/ANSI 372 Certified.			
PWA-FC12	1-1/4"	5	25
PWA-FC15	1-1/2"	5	25
PWA-FC20	2"	5	25

Washdown Valve Molded wash-down valve with 1" female NPT. Integral 2" slip coupling, can be glued onto Schedule 40 or Schedule 80 PVC pipe.			
PWA-WDV20	2"	12	

Well Point PVC			
PWA-PT12	1-1/4"	12	
PWA-PT20	2"	12	
PWA-PT40	4"	6	

HAND PUMP

Boshart's hand pump is recommended for shallow pump applications, ideal for installation on a barrel or holding tank. The maximum lift rating is 25', measured from the water surface to the spout. It features an open spout with leather valve and plunger cup. The cylinder barrel has a 3" I.D. and a 1-1/4" drop pipe connection.

Pb NO LEAD ✓ <0.25% Pb by weighted avg.

Part No.	Quantity L1	Quantity L2
19-HP	1	125

HAND PUMP REPLACEMENT PARTS

These replacement parts are for the hand pump.

Pb NO LEAD ✓ <0.25% Pb by weighted avg.

Part No.	Size	Description	Quantity L1	Quantity L2
19-HP-01	3"	3" Plunger Assembly	1	20
19-HP-02		Valve Leather & Weight Assembly	1	20
19-HP-06		Repair Kit, Valve & Cup Leather		

BOSHART INDUSTRIES

PUMP ROD

Solid galvanized steel rod threaded (on both ends) and coupled, packaged with ten 21 foot lengths per bundle.

Part No.	Size	Quantity L1	Quantity L2
19-PR716	7/16"	210	

ROD COUPLINGS

These rod couplings have a female rod connection at each end. Zinc plated rod couplings have straight UNC threads on both ends

Part No.	Size	Description	Quantity L1	Quantity L2
19-RC720-03	7/16"	5/8" Hexagon	25	
19-RC720-05	7/16" x 1/2"	11/16" Hexagon		
19-RC720-07	7/16" x 5/8"	13/16" Hexagon		

SOFT CUP LEATHERS

Boshart's soft cup leathers are soft, pliable and waterproof. They are for applications where little water absorption and swelling is desired, such as piston pumps, shallow setting brass-cylinder barrels, air pumps.

NO LEAD <0.25% Pb by weighted avg.

Part No.	Outer Diameter	Hole Size	Quantity L1	Quantity L2
CLS118	1.13"	0.38"		
CLS114	1.25"	0.63"		
CLS114-2	1.25"	0.25"		
CLS114-5	1.25"	0.50"		
CLS138	1.38"	0.63"		
CLS138-5	1.38"	0.50"		
CLS112	1.50"	0.63"		
CLS112-5	1.50"	0.50"		
CLS158	1.63"	0.63"		
CLS158-5	1.63"	0.50"		
CLS158-L	1.63"	1.13"		
CLS11116-L	1.69"	1.00"		
CLS134	1.75"	0.63"		
CLS134-L	1.75"	1.13"		
CLS11316	1.81"	0.63"		
CLS11316-L	1.81"	1.19"		
CLS178	1.88"	0.63"		
CLS2	2.00"	0.63"		
CLS2-L	2.00"	1.25"		
CLS218-L	2.13"	1.31"		
CLS214	2.25"	0.63"		
CLS214-L	2.25"	1.50"		
CLS212	2.50"	0.63"		
CLS212-L	2.50"	1.63"		
CLS234-L	2.75"	1.88"		
CLS278-L	2.88"	2.00"		
CLS3	3.00"	0.63"		
CLS3-L	3.00"	2.00"		
CLS312	3.50"	0.63"		
CLS312-L	3.50"	2.50"		
CLS4	4.00"	0.63"		
CLS4-L	4.00"	3.00"		

BOSHART INDUSTRIES

VALVE LEATHERS

Boshart's valve leathers are for repairing pitcher pumps and cast iron flapper foot valves.

NO LEAD <0.25% Pb by weighted avg.

Part No.	Outer Diameter	Foot Valve Size	Quantity L1	Quantity L2
19-VL10	10.00"			
19-VL1278	12.88"	8.00"		
19-VL2	2.00"			
19-VL212	2.50"	1.00"		
19-VL234	2.75"	1.25"		
19-VL3	3.00"	1.50"		
19-VL312	3.50"			
19-VL4	4.00"			
19-VL412	4.50"			
19-VL414	4.25"	2.00"		
19-VL5	5.00"	3.00"		
19-VL6	6.00"			
19-VL634	6.75"			
19-VL714	7.25"	4.00"		
19-VL934	9.75"	6.00"		

SECTION 13

SUMP & SEWAGE ACCESSORIES

Prevents backup and ensures longevity of the system

INDEX

Product Line	Page
Liquid Level Alarms	1
Accessories	1
Float Switches	2
Control Sensor Switches	3
Cable Weights	3
Water Box	3
Swing Check Valves	4
Combination Swing/Check Valves	5
Sump Pump Check Valves	5
Sump & Sewage Check Valve	6
Backwater Valves	7
Sump Pump Discharge Kits	7

BOSHART INDUSTRIES

LIQUID LEVEL ALARMS

Boshart Liquid Level Alarm is an indoor rated alarm panel, powered by a standard 120VAC wall outlet. Installing a 9VDC battery (not included) provides battery backup during power outages. This alarm panel can be used for a variety of applications, including but not limited to: septic tanks, sumps, holding tanks, pump chambers, water tanks, flow, pressure, condensate, temperature, and any others where a "dry" contact can be connected to the alarm panels.
A variety of sensors can be used such as a float switch, pressure switch, or any "dry" type sensor that "closes" during an alarm condition (normally open or normally closed). Multiple sensors (signalling device) can be connected for expanded monitoring.
• CSA C22.2 No. 14
Temperature Range: 0°F to 140°F (-18°C to 60°C),

Part No.	Cord Length	Quantity L1	Quantity L2
Low Liquid Level Alarm , Voltage: 120 VAC, Housing: Plastic			
LLA-L50	50'	12	
LLA-L30	30'	12	
LLA-L20	20'	12	
LLA-L10	10'	12	

High Liquid Level Alarm , Voltage: 120 VAC, Housing: Plastic			
LLA-H50	50'	12	
LLA-H30	30'	12	
LLA-H20	20'	12	
LLA-H10	10'	24	
LLA-H00	0'	24	

ACCESSORIES

These accessories are for alarms, helping with installation and to detect leaks in a variety of applications.

Part No.	Size	Description	Quantity L1	Quantity L2
Flat Water Sensor This water sensor is a reliable leak detection sensor that can be used in a wide variety of applications such as: basements, sumps, air conditioner condensate run over, water heaters, computer and utility rooms. The sensor comes standard with a 15' (4.572 M) cable that quickly connects to any LLA series alarm. Connect up to 6 sensors for complete zone protection.				
LLAWS-FL		For floor detection	1	40

Probe Water Sensor This water sensor is a reliable leak detection probe sensor that can be used in a wide variety of applications such as: sump basins, water tanks and drain pans. The sensor comes standard with a 15' (4.572 M) cable that quickly connects to any LLA series alarm. Connect up to 6 sensors for complete zone protection.				
LLAWS-PR		For tank / basin overflow detection	1	40

Cable Clip **Nylon,** This cable clip is used to prevent the plug from being accidentally disconnected from the electrical outlet. It is highly recommended that this clip is installed to secure the power cord of a float switch, pump or liquid level alarm to either the wall or electrical outlet using the outlet faceplate screw.				
890-CC516BK	5/16"		100	1000

Release Cable Tie **Nylon,** Releasable cable ties are ideal for fastening the float switch cord at the tether point. It's release feature allows the tie to be re-opened for easy adjustment of the tether length to change the pumping range for either more or less distance between the turn-on and turn-off levels.				
890-CTR14BK		14" 50# Button Release UV Black	100	5000

BOSHART INDUSTRIES

FLOAT SWITCHES

Boshart's Float (Pump) Switch is used to turn a pump on and off in environments with temperatures up to 140° F. This product can be used for a variety of applications, including but not limited to: septic tanks, sump pits, water tank, pump chambers, and any other empty or liquid tank applications. Available in 120VAC piggyback plug, and 240VAC piggyback plug.
The float switches are mechanically operated using switching contacts and are activated by the ball inside the float housing.
For use as empty tank (normally open) or fill tank (normally closed) configuration with multiple types of float attachments for mounting and various cable lengths.
Temperature Range: 0°F to 140°F (-18°C to 60°C),

Part No.	Cord Length	Single Phase Electrical Rating	Quantity L1	Quantity L2
Pump Down , Voltage: 120 VAC, Housing: Polypropylene				
FS13D120PB-50	50'	1/2HP/120V/13AMP	1	8
FS13D120PB-30	30'	1/2HP/120V/13AMP	1	16
FS13D120PB-20	20'	1/2HP/120V/13AMP	24	24
FS13D120PB-15	15'	1/2HP/120V/13AMP	24	24
FS13D120PB-10	10'	1/2HP/120V/13AMP	24	24

Pump Down , Voltage: 240 VAC, Housing: Polypropylene				
FS13D240PB-50	50'	1.5HP/240V/13AMP	12	
FS13D240PB-30	30'	1.5HP/240V/13AMP	12	12
FS13D240PB-20	20'	1.5HP/240V/13AMP	24	24
FS13D240PB-15	15'	1.5HP/240V/13AMP	24	24
FS13D240PB-10	10'	1.5HP/240V/13AMP	1	24

Pump Up , Voltage: 120 VAC, Housing: Polypropylene				
FS13U120PB-50	50'	1/2HP/120V/13AMP	12	
FS13U120PB-30	30'	1/2HP/120V/13AMP	12	12
FS13U120PB-20	20'	1/2HP/120V/13AMP	24	24
FS13U120PB-15	15'	1/2HP/120V/13AMP	24	24
FS13U120PB-10	10'	1/2HP/120V/13AMP	24	24

Pump Up , Voltage: 240 VAC, Housing: Polypropylene				
FS13U240PB-20	20'	1.5HP/240V/13AMP	24	24
FS13U240PB-15	15'	1.5HP/240V/13AMP	24	24
FS13U240PB-10	10'	1.5HP/240V/13AMP	1	24

Pump Down , Voltage: 120 VAC, Housing: Polypropylene				
FS15D120PB-30	30'	1/2HP/120V/15AMP	12	12
FS15D120PB-20	20'	1/2HP/120V/15AMP	24	0
FS15D120PB-10	10'	1/2HP/120V/15AMP	24	24

Pump Down , Voltage: 240 VAC, Housing: Polypropylene				
FS15D240PB-30	30'	2HP/240V/15AMP	12	12
FS15D240PB-20	20'	2HP/240V/15AMP	1	16
FS15D240PB-10	10'	2HP/240V/15AMP	24	24

Pump Up , Voltage: 120 VAC, Housing: Polypropylene				
FS15U120PB-30	30'	1/2HP/120V/15AMP	12	
FS15U120PB-20	20'	1/2HP/120V/15AMP	24	24
FS15U120PB-10	10'	1/2HP/120V/15AMP	24	24

Pump Up , Voltage: 240 VAC, Housing: Polypropylene				
FS15U240PB-30	30'	2HP/240V/15AMP	12	
FS15U240PB-20	20'	2HP/240V/15AMP	24	
FS15U240PB-10	10'	2HP/240V/15AMP	24	24

BOSHART INDUSTRIES

CONTROL SENSOR SWITCHES

Boshart's Control Switch is used for the activation of alarms and controls in environments with temperatures up to 140° F. This product can be used for a variety of applications, including but not limited to: septic tanks, sump pits, holding tanks, pump chambers, water tanks, and any other liquid tanks. The control switches are mechanically operated using a microswitch and are activated by the ball inside the float housing. For use as high level (normally open/empty tank) or low level (normally closed/fill tank) configuration with multiple types of float attachments for mounting and various cable lengths. Available only in 120/240VAC bare lead models.

Part No.	Design	Quantity L1	Quantity L2
FSC05NOC-10	Open or Closed Sensor Switch	24	
FSC05NOC-20	Open or Closed Sensor Switch	24	
FSC05NOC-30	Open or Closed Sensor Switch	12	
FSC05NOC-40	Open or Closed Sensor Switch	12	
FSC05NOC-50	Open or Closed Sensor Switch	12	
FSC05NC-10	Normally Closed Sensor Switch	1	24
FSC05NC-20	Normally Closed Sensor Switch	24	
FSC05NO-10	Normally Open Sensor Switch	24	
FSC05NO-15	Normally Open Sensor Switch	1	
FSC05NO-20	Normally Open Sensor Switch	24	
FSC05NO-30	Normally Open Sensor Switch	12	
FSC05NO-50	Normally Open Sensor Switch	12	

CABLE WEIGHTS

Boshart's cable weights allow for easy adjustment of the tether length on sensor/non-internally weighted float switches.

Zinc Plated Cast Iron,

Boshart's Cast Iron Cable Weight is used as a pivot point for the activation of a control or pump float switch. Typically used in a tank where the float switch is suspended from a mounted float bracket or per local codes.

Part No.	Quantity L1	Quantity L2
FSACW-CI	20	

PVC,

• Uses a clip to hold the cord in place

Part No.	Quantity L1	Quantity L2
890-AW	1	8

WATER BOX

The water box instantly and economically solves waste water handling problems for laundry tubs, washing machines, wet bars, dehumidifiers or any other waste water storage and pumping applications. It accepts most submersible pumps and is constructed without seams for maximum durability. The bolt down cover allows for easy access for installation or removal of 1-1/4" or 1-1/2" sump pumps.

• 1-1/2" inlet connection is threaded
• 2" Vent Pipe can be installed if necessary

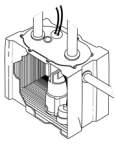

Part No.	Quantity L1	Quantity L2
Polypropylene,		
SPWB-10	1	

BOSHART INDUSTRIES

SWING CHECK VALVES

Boshart's swing check valves are an excellent choice for sump, sewage and grinder pump applications. The full port design causes less friction and allows for easier pumping. An angled seat provides quiet operation by minimizing water hammer. They are designed for vertical (solid free liquid applications) and horizontal (solid /semisolid applications) installation. If installing horizontally extra care must be taken to ensure the flow arrow points away from the pump and the check valve body is oriented as per the marking on the valve body HORIZONTAL USE THIS SIDE UP.

• Compatible with schedule 40 & 80 pipe.
• ASTM-D1784 - PVC compounds
, Primary Material: PVC,

Part No.	Size	Maximum Working Pressure	Quantity L1	Quantity L2
Standard , Comp				
17SCC-12*	1-1/4"	125 PSI @ 72°F	12	
17SCC-15	1-1/2"	150 PSI @ 72°F	12	540
17SCC-20	2"	150 PSI @ 72°F	12	384
17SCC-30*	3"	125 PSI @ 72°F	2	
17SPCV-1215	1-1/2" or 1-1/4"	150 PSI @ 72°F	12	840
Quiet , Comp				
17QSCC-15	1-1/2"	150 PSI @ 72°F	12	540
17QSCC-20	2"	150 PSI @ 72°F	12	384
Standard , Slip				
17SCS-05*	1/2"	125 PSI @ 72°F	20	
17SCS-07*	3/4"	125 PSI @ 72°F	25	
17SCS-10*	1"	125 PSI @ 72°F	25	
17SCS-12*	1-1/4"	125 PSI @ 72°F	12	
17SCS-15	1-1/2"	150 PSI @ 72°F	9	630
17SCS-20	2"	150 PSI @ 72°F	6	420
17SCS-30*	3"	125 PSI @ 72°F	4	
17SCS-40*	4"	125 PSI @ 72°F		
Quiet , Slip				
17QSCS-20	2"	150 PSI @ 72°F	6	420
17QSCS-15	1-1/2"	150 PSI @ 72°F	9	630
Standard , Slip Union				
17SCTU-15	1-1/2"	150 PSI @ 72°F	12	540
17SCTU-20	2"	150 PSI @ 72°F	12	384
Quiet , Slip Union				
17QSCTU-15	1-1/2"	150 PSI @ 72°F	12	540
17QSCTU-20	2"	150 PSI @ 72°F	12	384

* Not manufactured by Boshart Industries

BOSHART INDUSTRIES

COMBINATION SWING/CHECK VALVES

Boshart's combination swing / check valves allow for wastewater pumping applications combining both an in-line shut off and back flow prevention. The combination check / ball valve results in a more compact installation than two separate valves. They are ideal for installation, especially where space is limited. The check valves feature an angled seat design, minimizing flow reversal and potentially damaging hydraulic shock (water hammer). Excellent choice for sump, sewage and grinder pump applications. Full port design allows for less friction and easier pumping. They are designed for vertical (solid free liquid applications) and horizontal (solid /semisolid applications) installation. If installing horizontally extra care must be taken to ensure the flow arrow points away from the pump and the check valve body is oriented as per the marking on the valve body HORIZONTAL USE THIS SIDE UP.

• Compatible with schedule 40 & 80 pipe.
• ASTM-D1784 - PVC compounds

Maximum Working Pressure: 150 PSI @ 72°F, Primary Material: PVC

Part No.	Inlet	Outlet	Design	Quantity L1	Quantity L2
Inlet: Comp, Outlet: Comp					
17QSCBV-15UC	1-1/2"	1-1/2"	Quiet	6	
17QSCBV-20UC	2"	2"	Quiet	6	
17SCBV-15UC	1-1/2"	1-1/2"	Standard	6	
17SCBV-20UC	2"	2"	Standard	6	
Inlet: Slip Union, Outlet: Slip					
17QSCBV-15SU	1-1/2"	1-1/2"	Quiet	6	
17QSCBV-20SU	2"	2"	Quiet	6	
17SCBV-15SU	1-1/2"	1-1/2"	Standard	6	
17SCBV-20SU	2"	2"	Standard	6	
Inlet: Slip Union, Outlet: Slip Union					
17QSCBV-15TU	1-1/2"	1-1/2"	Quiet	6	
17QSCBV-20TU	2"	2"	Quiet	6	
17SCBV-15TU	1-1/2"	1-1/2"	Standard	6	
17SCBV-20TU	2"	2"	Standard	6	

SUMP PUMP CHECK VALVES

Boshart's sump pump check valves feature a full port valve design. The flapper opens 100% and is seated on a 15° angle to reduce water hammer when the pump shuts off. This also prevents debris from building up or getting caught, ensuring proper seating.

Temperature Range: Up to 140°F (60°C), , Primary Material: ABS

Part No.	Inlet	Outlet	Design	Quantity L1	Quantity L2
Inlet: MPT, Outlet: Barb or Spigot					
BSC-125-B	1-1/4"	1-1/4" or 1-1/2"	Standard	20	
BSC-150-B	1-1/2"	1-1/4" or 1-1/2"	Standard	20	
Inlet: MPT, Outlet: Barb or Spigot					
BSC-125-B-AR	1-1/4"	1-1/4" or 1-1/2"	Air Release	20	
BSC-150-B-AR	1-1/2"	1-1/4" or 1-1/2"	Air Release	20	
Inlet: MPT, Outlet: Spigot					
BSC-125	1-1/4"	1-1/4" or 1-1/2"	Standard	20	
BSC-125-150S	1-1/4"	1-1/2"	Standard	20	
BSC-150	1-1/2"	1-1/4" or 1-1/2"	Standard	20	
BSC-150-150S	1-1/2"	1-1/2"	Standard	20	
Inlet: MPT, Outlet: Spigot					
BSC-125-150S-AR	1-1/4"	1-1/2"	Air Release	20	
BSC-125-AR	1-1/4"	1-1/4" or 1-1/2"	Air Release	20	
BSC-150-150S-AR	1-1/2"	1-1/2"	Air Release	20	
BSC-150-AR	1-1/2"	1-1/4" or 1-1/2"	Air Release	20	

BOSHART INDUSTRIES

SUMP PUMP CHECK VALVES

Part No.	Inlet	Outlet	Design	Quantity L1	Quantity L2
Inlet: MPT, Outlet: FRC					
BSC-125-SRS	1-1/4"	1-1/4" or 1-1/2"	Standard	10	
BSC-150-SRS	1-1/2"	1-1/4" or 1-1/2"	Standard	10	
Inlet: MPT, Outlet: FRC					
BSC-125-SRS-AR	1-1/4"	1-1/4" or 1-1/2"	Air Release	10	
BSC-150-SRS-AR	1-1/2"	1-1/4" or 1-1/2"	Air Release	10	
Inlet: MPT, Outlet: Barb					
BSC-150-150B	1-1/2"	1-1/2"	Standard	20	
Inlet: MPT, Outlet: Barb					
BSC-150-150B-AR	1-1/2"	1-1/2"	Air Release	20	
Inlet: FRC, Outlet: FRC					
BSC-125-SB	1-1/4"	1-1/4"	Standard	10	
BSC-125/150-DRS	1-1/4" or 1-1/2"	1-1/4" or 1-1/2"	Standard	10	
BSC-150-SB	1-1/2"	1-1/2"	Standard	10	
Inlet: Spigot, Outlet: Spigot					
BSC-125/150-SXS	1-1/4" or 1-1/2"	1-1/4" or 1-1/2"	Standard	10	
BSC-150-SXS	1-1/2"	1-1/2"	Standard	20	

SUMP & SEWAGE

SUMP & SEWAGE CHECK VALVE

Boshart's sump & sewage check valve feature a full port valve design. The flapper opens 100% and is seated on a 15° angle to reduce water hammer when the pump shuts off. This also prevents debris from building up or getting caught, ensuring proper seating. This check valve features a blow out proof nylon reinforced gasket design.

- Completely assembled with flexible rubber couplings on both inlet & outlet.
- 4 all stainless steel clamps provided

Temperature Range: Up to 140°F (60°C), Primary Material: ABS

PROUDLY MANUFACTURED BY: BOSHART INDUSTRIES

Pb NO LEAD <0.25% Pb by weighted avg.

Part No.	Inlet	Outlet	Design	Quantity L1	Quantity L2
Inlet: FRC, Outlet: FRC					
BSC-200-SB	2"	2"	Standard	12	528

BOSHART INDUSTRIES

BACKWATER VALVES

Boshart's backwater valves are made corrosion-free materials to ensure the inside remains smooth without flaking or pitting. The gasket on the flapper ensures a water tight seal. Used in normally horizontal drain lines and branches, the flapper design allows for unrestricted flow of effluent.
Primary Material: PVC

NO LEAD <0.25% Pb by weighted avg.

Part No.	Size	Quantity L1	Quantity L2
Slip			
171530-20	2"	8	
171530-30	3"	4	
171530-40	4"	2	

SUMP PUMP DISCHARGE KIT

Boshart's sump pump discharge kit includes 24 ft. of corrugated polyethylene sump pump tubing, plastic adapter(s) and one clamp 301 stainless band and housing - carbon steel screw. There are cutting pads at 6 ft. intervals for special applications.

NO LEAD <0.25% Pb by weighted avg.

Part No.	Size	Tube Length	Kit Includes	Quantity L1	Quantity L2
SPDKU125-24	1-1/4"	24'	1-1/4" Adapter & 1-1/4" x 1-1/2" Adapter	8	72

SECTION 14

POOL & SPA

Fittings for pool & spa applications

INDEX

Product Line	Page
Slice Gate Valves	1
Pipe Extenders	1

BOSHART INDUSTRIES

SLICE GATE VALVES

Boshart's slice gate valves are designed to allow or prevent flow. They are ideal for quickly shutting off flow in low pressure or vacuum lines.
Color: White, Primary Material: PVC

Part No.	Size	Quantity L1	Quantity L2
Slip			
09SGS-15	1-1/2"	14	56
09SGS-20	2"	12	48
Slip or Spigot			
09SGSSP-15	1-1/2"	14	56
09SGSSP-20	2"	12	48

PIPE EXTENDERS

Designed to go over fittings where there is not enough pipe left for a connection.
Color: White, Primary Material: PVC

Part No.	Size	Quantity L1	Quantity L2
17PE-05	1/2"	48	
17PE-07	3/4"	48	
17PE-10	1"	48	
17PE-12	1-1/4"	48	
17PE-15	1-1/2"	48	
17PE-20	2"	48	

BOSHART INDUSTRIES

SECTION 15

WIRE

Pump cable and wire available in a range of conductors

THIS SECTION IS CANADA ONLY

INDEX

Product Line	Page
Bare Ground Wire	1
Flat Jacketed Pump Cable	1
Irrigation Cable	1
Low Voltage Thremostat Wire	1
Non-Metallic Sheathed Cables	2
TWU Pump Cable	2
TWU Tracer Wire	3

BOSHART INDUSTRIES

BARE GROUND WIRE

Boshart's bare ground wire is to ground an electrical system or equipment.

Part No.	Number of Conductors	Conductors AWG	Strands Per Conductor
15-6-300	1	#6	(7) Stranded

FLAT JACKETED PUMP CABLE

Boshart's flat jacked pump cable is for use with submersible water pumps installed in wells, lakes, rivers, and streams. Copper conductors are wrapped in color coded PVC, then wrapped in black PVC side by side.
Temperature Range: -40°F to 140°F (-40°C to 60°C), 600 V

Part No.	Number of Conductors	Conductors AWG	Ground AWG	Strands Per Conductor
Wire Colors: Black, Red & Green				
TWUFJ12-3	3	#12	#12	(7) Stranded
Wire Colors: Black, Red, Yellow & Green				
TWUFJ10-4	4	#10	#10	(7) Stranded
TWUFJ12-4	4	#12	#12	(7) Stranded
TWUFJ14-4	4	#14	#14	(7) Stranded

IRRIGATION CABLE

Boshart's irrigation cable is used for electrical interconnection of outdoor sprinkler systems, for connection of solenoid valves with controllers on residential, electrically controlled irrigation systems. Constructed using a solid bare copper conductor with PVC insulation.
Temperature Range: Up to 140°F (60°C), 30 V

Part No.	Number of Conductors	Conductors AWG	Strands Per Conductor
TW18S-2	2	#18	(1) Solid
TW18S-3	3	#18	(1) Solid
TW18S-4	4	#18	(1) Solid
TW18S-5	5	#18	(1) Solid
TW18S-6	6	#18	(1) Solid
TW18S-7	7	#18	(1) Solid
TW18S-8	8	#18	(1) Solid
TW18S-10	10	#18	(1) Solid

LOW VOLTAGE THREMOSTAT WIRE

Boshart's low voltage thermostat wire is for use in interconnection of low voltage heating & air conditioning thermostat controls, bell and annuciator systems. For use in damp or dry locations. It is constructed from solid or stranded copper wrapped in PVC insulation.
Temperature Range: Up to 140°F (60°C), 30 V

Part No.	Number of Conductors	Conductors AWG	Strands Per Conductor
LVT18S-2	2	#18	(1) Solid
LVT18S-3	3	#18	(1) Solid
LVT18S-4	4	#18	(1) Solid
LVT18S-5	5	#18	(1) Solid
LVT18S-6	6	#18	(1) Solid
LVT18S-8	8	#18	(1) Solid

BOSHART INDUSTRIES

NON-METALLIC SHEATHED CABLES

Boshart's non-metallic sheathed cabels can be used in wet locations, and in barns & other animal enclosures where not exposed to mechanical injury. This wire can be used where exposed to weather or direct earth burial (with protection as required by the inspection authority). It is a very good cable to use for supplying a garage, garden shed or lawn lights. Use for Category 1 and 2 locations (Ref. CE Code Part 1 Section 22) including barns, stables, etc. Consult the Canadian Electrical Code 1 for further information related to applications.
Caution: Although NMWU is similar in appearance to NMD, it is in fact quite different.
300 V

Part No.	Number of Conductors	Conductors AWG	Ground AWG	Strands Per Conductor
NMWU6-2	2	#10	#6	(1) Solid
NMWU8-2	2	#10	#8	(1) Solid
NMWU10-2	2	#12	#10	(1) Solid
NMWU12-2	2	#14	#12	(1) Solid
NMWU14-2	2	#14	#14	(1) Solid
NMWU6-3	3	#10	#6	(1) Solid
NMWU8-3	3	#10	#8	(1) Solid
NMWU10-3	3	#12	#10	(1) Solid
NMWU12-3	3	#14	#12	(1) Solid
NMWU14-3	3	#14	#14	(1) Solid

TWU PUMP CABLE

Boshart's TWU pump cable is for use with submersible pumps and irrigation equipment. For wiring only between equipment located at water wellheads and motors of submersible pumps installed in deep wells. Cables are solid or stranded copper wrapped in PVC then twisted together.
Temperature Range: -40°F to 140°F (-40°C to 60°C), 600 V

Part No.	Number of Conductors	Conductors AWG	Ground AWG	Strands Per Conductor
Wire Colors: Black, Red & Green				
TWU12-3GS	3	#12	#12	(1) Solid
TWU14-3GS	3	#14	#14	(1) Solid
Wire Colors: Black, Red & Green				
TWU10-3G	3	#10	#10	(7) Stranded
TWU12-3G	3	#12	#12	(7) Stranded
TWU14-3G	3	#14	#14	(7) Stranded
Wire Colors: Black, Red, Yellow & Green				
TWU12-4S	4	#12	#12	(1) Solid
TWU14-4S	4	#14	#14	(1) Solid
Wire Colors: Black, Red, Yellow & Green				
TWU4-4	4	#4	#8	(7) Stranded
TWU6-4	4	#6	#8	(7) Stranded
TWU8-4	4	#8	#10	(7) Stranded
TWU10-4	4	#10	#10	(7) Stranded
TWU12-4	4	#12	#12	(7) Stranded
TWU14-4	4	#14	#14	(7) Stranded

TWU TRACER WIRE

Boshart's TWU tracer wire is used for running beside gas lines to enable detection of the lines prior to digging. It is made up of a single stranded or solid bare copper conductor with PVC insulation.
Temperature Range: -40°F to 140°F (-40°C to 60°C), 600 V

Part No.	Number of Conductors	Conductors AWG	Strands Per Conductor
Wire Colors: White			
TWU10S-WHI	1	#10	(1) Solid
TWU12S-WHI	1	#12	(1) Solid
TWU14S-WHI	1	#14	(1) Solid
Wire Colors: White			
TWU10-WHI	1	#10	(7) Stranded
TWU12-WHI	1	#12	(7) Stranded
TWU14-WHI	1	#14	(7) Stranded

BOSHART INDUSTRIES

WIRE

SECTION 16

SUMMIT BRAND PRODUCTS

Cleaning and sanitizing products for around the home and septic systems

THIS SECTION IS CANADA ONLY

INDEX

Product Line	Page
Summit Brand	1

BOSHART INDUSTRIES

SUMMIT BRAND

Summit brand offers a range of products for cleaning and treatment purposes.

	Part No.		Quantity L1	Quantity L2
	Iron Out Powder			
	25-IO28	28 oz.	6	696
	25-IO76	4 Lbs.	6	288
	Super Iron Out Liquid			
	25-IOL	470 ml.	6	612
	Lime Out Bath & Kitchen Cleaner			
	25-LO24	24 oz.	6	648
	White Brite			
	25-WB30	28 oz.	6	696
	Automatic Toilet Bowl Cleaner			
	25-TB	2 Tablets	12	2160
	Washing Machine Cleaner			
	25-WM12	12 fl oz.	6	1800
	Dishwasher Cleaner			
	25-DW	354 ml.	6	1800
	Home Dry Cleaner			
	25-WDCS	6 Cloths	4	
	Septobac Septic Treatment			
	25-SB-3M	3 Monthly Applications	6	1968
	25-SB8	8 Weekly Applications	6	840
	25-SBL-3M	32 fl oz. (3 Monthly Applications)	6	600

Contact your sales rep for any further information

Toll Free: 1-800-561-3164

boshart.com

THIS SECTION IS CANADA ONLY

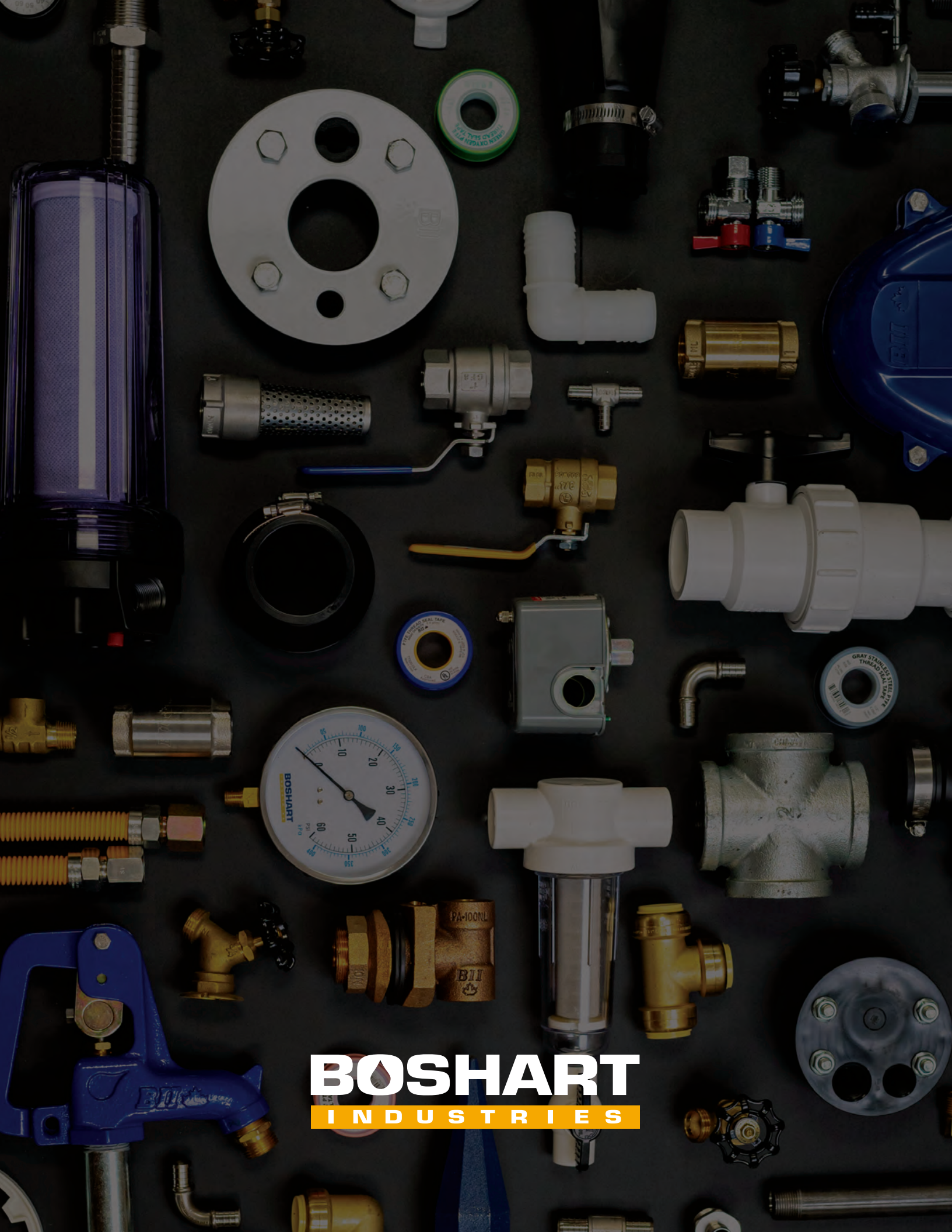
BOSHART
BOSHART
INDUSTRIES