

MAB & CB SERIES- NO LEAD BRASS INSERT FITTINGS


SPECIFICATIONS:

- Made from no lead red brass (CDA 230)
- Material conforms to ASTM B36 (Standard Specification for Brass Plate, Sheet, Strip, and Rolled Bar)
- Threads conform to ANSI/ASME B1.20.1
- For use with ASTM D2239 polyethylene (PE) plastic pipe (Standard Specification for Polyethylene (PE) Pipe (SIDR-PR) Based on Controlled Inside Diameter)
- System operating pressures and temperatures are limited by the maximum operating pressures and temperatures of the ASTM D2239 PE plastic pipe. Always refer to the PE pipe manufacturer's pressure and temperature ratings.
- Insert fittings are intended for cold water applications including irrigation, well service, and potable water applications. These products are not to be used with compressed gases.
- Fittings must be protected from freezing temperatures where fluid expansion due to freezing could occur.

MATERIAL SPECIFICATION	
Component	Percent of Composition
Brass (ASTM B36)	
Copper (Cu)	85%
Zinc (Zn)	15%

CERTIFICATION:

- NSF/ANSI Standard 372 Certified (Drinking Water System Components - Lead Content)



PRESSURE & TEMPERATURE RATINGS FOR RED BRASS INSERT FITTINGS			
Temperature		Pressure	
°F	°C	PSI	bar
73.4	23	400	27.6
150	65.5	200	13.8
200	93.3	190	13.1
250	121.1	180	12.4
300	148.8	165	11.4
350	176.6	150	10.3
400	204.4	125	8.6

Pressure rating charts should be used as a guide only. For pressures over the stated maximum or temperatures over 73.4 °F (23 °C), independent testing by the end user is recommended. It is solely the user's responsibility to determine the suitability of the fitting for the intended service.



BOSHART
INDUSTRIES

25 Whaley Avenue, PO Box 310, Milverton, ON CANADA N0K 1M0
Tel: 800-561-3164

boshart.com ♦ blog.boshart.com

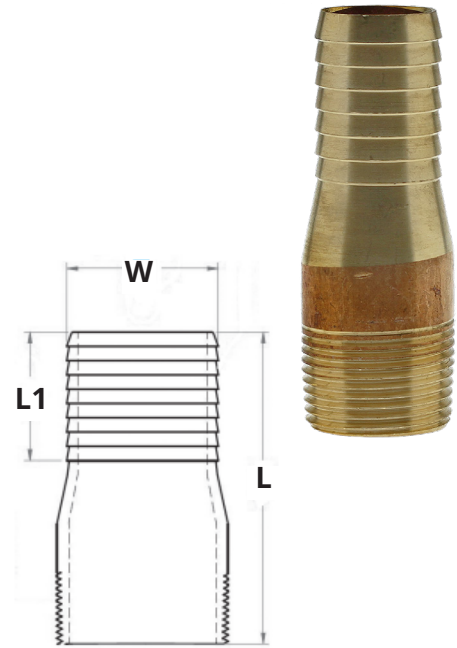
© 2020 Boshart Industries Inc. All Rights Reserved.

BII-MAB,CB-1123(1202BR)

MAB SERIES - NL BRASS SWAGED ADAPTER INSERT FITTING

■ MPT x Poly Insert Barb

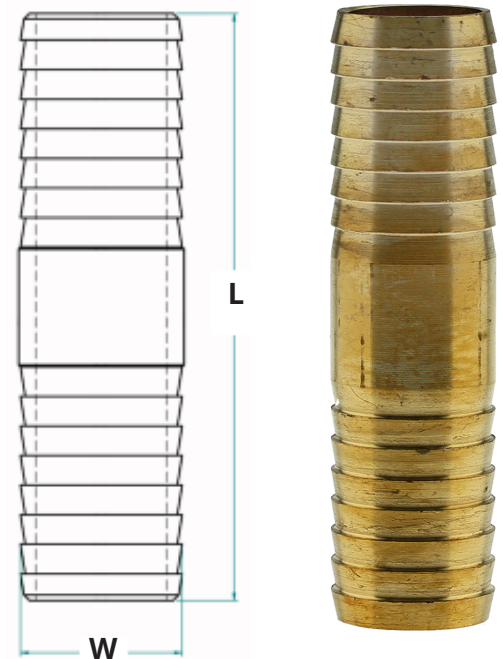
DIMENSIONS									
Part No.	Size	No. of Barbs	W		L		L1		Weight grams
			in	mm	in	mm	in	mm	
MAB-050	1/2"	6	0.66	16.8	3.08	78.2	1.20	30.5	81.6
MAB-075	3/4"	6	0.85	21.6	3.23	82.0	1.40	35.6	120
MAB-100	1"	7	1.09	27.7	3.55	90.2	1.40	35.6	170
MAB-125	1-1/4"	7	1.41	35.8	3.72	94.5	1.40	35.6	270
MAB-150	1-1/2"	9	1.65	41.9	4.25	108.0	1.80	45.7	370
MAB-200	2"	9	2.11	53.6	4.36	110.7	1.80	45.7	490
MAB-250	2-1/2"	11	2.50	63.5	6.06	153.9	2.74	69.6	780
MAB-300	3"	11	3.11	79.0	6.06	153.9	2.19	55.6	1600
MAB-400	4"	11	4.06	103.1	7.40	188.0	3.50	88.9	2825



CB SERIES - NL BRASS COUPLING INSERT FITTING

■ Poly Insert Barb x Poly Insert Barb

DIMENSIONS								
Part No.	Size	No. of Barbs	W		L		Weight grams	
			in	mm	in	mm		
CB-050	1/2"	6	0.67	17.0	3.56	90.4		58.1
CB-075	3/4"	6	0.87	22.1	3.58	90.9		97.5
CB-100	1"	7	1.10	27.9	4.00	101.6		143.8
CB-125	1-1/4"	7	1.43	36.3	4.00	101.6		265.8
CB-150	1-1/2"	9	1.67	42.4	4.82	122.4		413.7
CB-200	2"	9	2.13	54.1	4.82	122.4		519.4
CB-250	2-1/2"	11	2.50	63.5	7.00	177.8		800.0
CB-300	3"	11	3.13	79.5	7.00	177.8		1751



For more information on installation, adjustment, repair & operation, visit Boshart Knowledge Base at

SUPPORT.BOSHART.COM



BOSHART
INDUSTRIES

© 2020 Boshart Industries Inc. All Rights Reserved.

25 Whaley Avenue, PO Box 310, Milverton, ON CANADA N0K 1M0
Tel: 800-561-3164

boshart.com ♦ blog.boshart.com

BII-MAB,CB-1123(1202BR)