

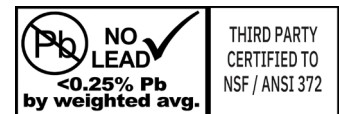
# BL(G)M(H)C SERIES - BLACK & GALVANIZED MERCHANT COUPLINGS

## SPECIFICATIONS:

- Dimensions and materials conform to ASTM A865 (Standard Specification for Threaded Couplings, Steel, Black or Zinc-Coated (Galvanized) Welded or Seamless, for Use in Steel Pipe Joints)
- Threads conform to ANSI/ASME B1.20.1 (Pipe Threads, General Purpose, Inch)
- Coupling sizes 1/8" - 2" are NPC straight threads
- Coupling sizes 2-1/2" - 8" are NPT taper threads
- BLMC & GMC series merchant couplings are threaded all the way through
- BLMHC series half merchant couplings are chamfered on one end with the other end square

## CERTIFICATION:

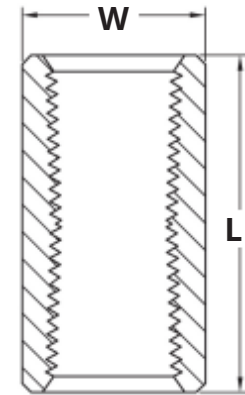
- NSF/ANSI Standard 372 Certified (Drinking Water System Components - Lead Content)
  - GMC series only



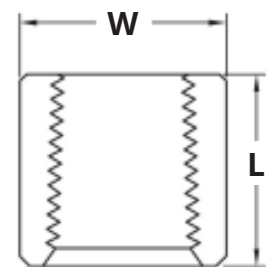
MATERIAL LIST	
Element Name	Percent of Composition
<b>Steel (ASTM A530)</b>	
Iron (Fe)	99.622
Carbon (C)	0.17 max
Manganese (Mn)	0.037
Phosphorus (P)	0.005 max
Sulfur (S)	0.016
Silicone (Si)	0.15 max
<b>GMC Series - Hot Dipped Galvanized (ASTM 153)</b>	
Zinc (Zn)	99.99



FULL COUPLING DIMENSIONS									
Part No.		Size	Thread	W		L		Weight (grams)	
Black	Galvanized			in	mm	in	mm	Black	Galvanized
BLMC-01	GMC-01	1/8"	Straight	0.56	14.3	0.75	19.1	13	18
BLMC-02	GMC-02	1/4"	Straight	0.72	18.3	1.13	28.6	36	31
BLMC-03	GMC-03	3/8"	Straight	0.88	22.2	1.13	28.6	45	40
BLMC-05	GMC-05	1/2"	Straight	1.06	27.0	1.50	31.1	86	81
BLMC-07	GMC-07	3/4"	Straight	1.31	33.4	1.56	39.7	122	113
BLMC-10	GMC-10	1"	Straight	1.58	40.0	1.94	49.2	176	185
BLMC-12	GMC-12	1-1/4"	Straight	1.90	48.3	2.00	50.8	213	213
BLMC-15	GMC-15	1-1/2"	Straight	2.20	55.9	2.00	50.8	299	303
BLMC-20	GMC-20	2"	Straight	2.75	69.9	2.06	52.4	462	471
BLMC-25	GMC-25	2-1/2"	Taper	3.25	82.6	3.06	77.8	984	970
BLMC-30	GMC-30	3"	Taper	4.00	101.6	3.19	81.0	1528	1446
BLMC-35	-	3-1/2"	Taper	4.63	117.5	3.31	84.2	2118	-
BLMC-40	GMC-40	4"	Taper	5.00	127.0	3.44	87.3	2140	2304
BLMC-50	-	5"	Taper	6.29	159.8	3.69	93.7	3751	-
BLMC-60	GMC-60	6"	Taper	7.39	187.7	3.94	100.0	5016	4903
BLMC-80	-	8"	Taper	9.63	244.5	4.19	106.4	9235	-



HALF COUPLING DIMENSIONS							
Part No.	Size	Thread	W		L		Weight (grams)
Black			in	mm	in	mm	Black
BLMHC-01	1/8"	Straight	0.56	14.3	0.53	13.5	9
BLMHC-02	1/4"	Straight	0.72	18.3	0.53	13.5	18
BLMHC-03	3/8"	Straight	0.88	22.2	0.53	13.5	22
BLMHC-05	1/2"	Straight	1.06	27.0	0.72	18.3	36
BLMHC-07	3/4"	Straight	1.31	33.4	0.75	19.1	58
BLMHC-10	1"	Straight	1.58	40.0	0.94	23.8	86
BLMHC-12	1-1/4"	Straight	1.90	48.3	0.97	24.6	127
BLMHC-15	1-1/2"	Straight	2.20	55.9	0.97	24.6	140
BLMHC-20	2"	Straight	2.75	69.9	1.00	25.4	208
BLMHC-25	2-1/2"	Taper	3.25	82.6	1.50	38.1	494
BLMHC-30	3"	Taper	4.00	101.6	1.56	39.7	716
BLMHC-35	3-1/2"	Taper	4.63	117.5	1.63	41.3	898
BLMHC-40	4"	Taper	5.00	127.0	1.69	42.9	1047
BLMHC-50	5"	Taper	6.29	159.8	1.75	44.5	1905
BLMHC-60	6"	Taper	7.39	187.7	1.88	47.6	2417
BLMHC-80	8"	Taper	9.63	244.5	2.09	53.2	4517



For more information on installation, adjustment, repair & operation, visit Boshart Knowledge Base at

SUPPORT.BOSHART.COM



**BOSHART**  
INDUSTRIES

25 Whaley Avenue, PO Box 310, Milverton, ON CANADA N0K 1M0  
Tel: 800-561-3164

[boshart.com](http://boshart.com) ♦ [blog.boshart.com](http://blog.boshart.com)